INTEGRATED
PERFORMANCE
CONSULTANTS

July 25th, 2022

Renee Purdy
Executive Officer II
California Regional Water Quality Control Board
Los Angeles Region

Attention: Information Technology Unit

Malibu Civic Center WTP — WDR: R4-2015-0051
2022 2nd Quarter Monitoring Report — MRP: CI-10042

OVERVIEW

Malibu Civic Center Wastewater Treatment Plant performed well all quarter, meeting all permit limits.

SUMMARY OF NON-COMPLIANCE

There were no instances of non-compliance during this reporting period.

INFLUENT & EFFLUENT MONITORING

Monthly influent and effluent monitoring are shown in Attachment A. Quarterly effluent monitoring results are shown in Attachment B. Annual effluent monitoring results are shown in Attachment D.

WASTE HAULING

Hauling details are shown in Attachment C.

IPC, Inc. · 9297 Research Drive · Irvine, CA 92618
(949) 472-0160 · FAX (949) 472-2060

GROUNDWATER AND SURFACE WATER MONITORING

The results of groundwater and surface water monitoring are provided in the attached report compiled by Rincon Consultants.

All analyses were conducted at a laboratory certified for such analyses by the California Department of Health Services, and in accordance with current United States Environmental Protection Agency (USEPA) guideline procedures or as specified in this Monitoring Program. A copy of the ELAP certificate for Sierra Analytical and copies of the completed chain of custody forms are attached.

I certify under penalty of law that this document, including all attachments and supplemental information, were prepared under my direction or supervision in accordance with a system designed to assure that qualified personnel properly gathered and evaluated the information submitted. Based on my inquiry of the person or persons who manage the system, or those persons directly responsible for gathering the information, the information submitted is, to the best of my knowledge and belief, true, accurate, and complete. I am aware that there are significant penalties for submitting false information, including the possibility of a fine and imprisonment.

Executed on the 25th day of July 2022, at Irvine, CA.

Sincerely,

Ric Vardel, IPC Inc.
Chief Plant Operator, License V-4457

Integrated Performance Consultants, Inc.
Contract Operator, License CO-0083

ATTACHMENT A: DAILY, WEEKLY, & MONTHLY INFLUENT & EFFLUENT DATA

		INFLUENT			EFFLUENT																															
		DAILY	WEEKLY		DAILY															WEEKLY											MONTHLY						
		Q Total Influent	TSS	BOD	Q Total Effluent	Q Lower Reuse	Q Upper Reuse	Q Injection	Q Percolation	Turbidity Avg	Turbidity Max	Turbidity > 0.2	UVT	UV Dose	pH	Total Coliform	Total Coliform	Fecal Coliform	Resid Cl2	BOD	BOD Removal	TSS	TSS Removal	NOx-N	NO3-N	NO2-N	NH3-N	TKN	Organic-N	Total-N	Oil & Grease	Total-P	TDS	Sulfate	Chloride	Boron	MBAS
	Units	kgal	mg/L	mg/L	kgal	kgal	kgal	kgal	kgal	ntu	ntu	%	%	mJ/cm2	units	mpn	mpn	mpn	mg/L	mg/L	%	mg/L	%	mg/L	mg/L	mg/L	mpn	mg/L	mg/L	mg/L	mg/L	mg/L	mg/L	mg/L	mg/L	mg/L	mg/L
	Limit 1	191			191				50	0.2	0.5	5	65	80	6.5		2.2			20	85	15	85	8	8	1					10		2,000	500	500	2	0.5
	Limit 2														8.5	23	7 day			30		40									15						
	Limit 3															240	med			45		45															
04/01/2022	Fri	57.6			53.0	0.0	0.3	52.8	0.0	0.03	0.04	0.00	71.3	112.7	7.3	1.79	1.79	1.79	0.180																		
04/02/2022	Sat	59.5			52.0	0.0	0.3	51.7	0.0	0.03	0.04	0.00	72.7	120.4	7.5	1.79	1.79	1.79	0.130																		
04/03/2022	Sun	56.8			56.8	0.0	11.1	45.8	0.0	0.03	0.04	0.00	72.6	114.3	7.2	1.79	1.79	1.79	0.140																		
04/04/2022	Mon	50.8			48.0	0.0	27.4	20.6	0.0	0.03	0.22	0.01	72.6	115.8	6.7	1.79	1.79	1.79	0.140																		
04/05/2022	Tue	50.3	253	580	49.6	0.0	7.7	41.9	0.0	0.03	0.24	0.01	72.3	119.9	7.1	6.10	1.79	2.00	0.150	2.0																	
04/06/2022	Wed	63.4			51.8	0.0	0.3	51.4	0.0	0.03	0.04	0.00	72.2	118.0	7.0	1.79	1.79	1.79	0.190		99.7	0.9	99.6	0.2	0.1	0.05	0.16	1.70	1.54	1.88	4.9	0.3	1,012	278	205	0.16	0.19
04/07/2022	Thu	54.5			67.2	0.0	13.1	54.0	0.0	0.03	0.04	0.00	72.4	109.5	6.7	1.79	1.79	1.79	0.150																		
04/08/2022	Fri	58.6			50.9	0.0	0.4	50.5	0.0	0.04	0.18	0.00	72.9	113.4	6.6	1.79	1.79	1.79	0.110																		
04/09/2022	Sat	66.1			57.2	0.0	1.3	55.9	0.0	0.03	0.04	0.00	71.6	111.8	7.6	1.79	1.79	1.79	0.140																		
04/10/2022	Sun	58.7			68.4	0.0	14.8	53.6	0.0	0.03	0.04	0.00	71.7	106.2	7.0	1.79	1.79	1.79	0.120																		
04/11/2022	Mon	53.9			59.6	0.0	8.1	51.5	0.0	0.03	0.28	0.02	72.9	108.7	7.9	1.79	1.79	1.79	0.110																		
04/12/2022	Tue	53.0	276	853	42.3	0.0	42.1	0.1	0.0	0.03	0.29	0.02	70.0	106.2	7.6	1.79	1.79	1.79	0.170	3.0																	
04/13/2022	Wed	57.5			46.7	0.0	27.6	19.1	0.0	0.03	0.04	0.00	72.0	108.2	7.6	1.79	1.79	1.79	0.280		99.6	1.0	99.6	0.1	0.0	0.07	0.13	1.58	1.45	1.70							
04/14/2022	Thu	51.3			51.6	0.0	12.1	39.6	0.0	0.03	0.04	0.00	73.7	115.2	7.9	1.79	1.79	1.79	0.100																		
04/15/2022	Fri	57.6			51.7	0.0	36.1	15.6	0.0	0.03	0.04	0.00	73.4	116.4	8.2	1.79	1.79	1.79	0.090																		
04/16/2022	Sat	62.9			60.5	0.0	0.3	60.2	0.0	0.03	0.04	0.00	73.2	115.1	7.6	1.79	1.79	1.79	0.100																		
04/17/2022	Sun	58.8			65.1	0.0	11.4	53.8	0.0	0.03	0.04	0.00	68.7	109.7	7.0	1.79	1.79	1.79	0.100																		
04/18/2022	Mon	56.2			47.7	0.0	19.3	28.4	0.0	0.03	0.24	0.01	69.1	107.3	7.6	1.79	1.79	1.79	0.120																		
04/19/2022	Tue	53.0	301	420	54.5	0.0	12.0	42.5	0.0	0.03	0.16	0.00	71.5	100.5	7.3	1.79	1.79	1.79	0.110	2.0	99.5	0.9	99.7	0.1	0.0	0.05	0.10	2.48	2.38	2.58							
04/20/2022	Wed	64.9			55.4	0.0	25.5	29.9	0.0	0.03	0.04	0.00	71.5	113.8	6.9	1.79	1.79	1.79	0.100																		
04/21/2022	Thu	58.6			55.8	0.0	10.9	44.9	0.0	0.03	0.04	0.00	71.8	130.5	7.9	1.79	1.79	1.79	0.080																		
04/22/2022	Fri	59.3			61.5	0.0	23.7	37.8	0.0	0.03	0.04	0.00	70.0	119.5	7.1	1.79	1.79	1.79	0.160																		
04/23/2022	Sat	67.9			61.4	0.0	0.4	61.1	0.0	0.03	0.04	0.00	70.7	111.0	7.5	1.79	1.79	1.79	0.120																		
04/24/2022	Sun	60.7			69.0	0.0	10.5	58.5	0.0	0.03	0.04	0.00	70.9	107.5	7.8	1.79	1.79	1.79	0.140																		
04/25/2022	Mon	58.2			49.6	0.0	34.8	14.8	0.0	0.03	0.27	0.01	70.4	110.4	8.1	1.79	1.79	1.79	0.120																		
04/26/2022	Tue	47.6	265	565	54.1	0.0	10.5	43.7	0.0	0.04	0.31	0.02	68.9	109.2	8.0	1.79	1.79	1.79	0.060	2.0	99.6	0.9	99.7	0.1	0.1	0.05	0.12	1.98	1.86	2.10							
04/27/2022	Wed	58.9			52.0	0.0	32.1	19.9	0.0	0.03	0.04	0.00	70.0	115.2	8.3	1.79	1.79	1.79	0.090																		
04/28/2022	Thu	51.5			53.4	0.0	11.6	41.8	0.0	0.03	0.04	0.00	69.6	122.2	7.3	1.79	1.79	1.79	0.130																		
04/29/2022	Fri	56.2			51.5	0.0	21.6	30.0	0.0	0.03	0.07	0.00	69.5	117.6	7.8	1.79	1.79	1.79	0.130																		
04/30/2022	Sat	64.2			56.9	0.0	4.2	52.7	0.0	0.03	0.04	0.00	70.1	116.1	7.4	1.79	1.79	1.79	0.100																		
	TOTAL	1,728			1,655	0.0	431	1,224	0.0																												
	MAX	67.9	301	853	69.0	0.0	42.1	61.1	0.0	0.04	0.31	0.02	73.7	130.5	8.3	6.10	1.79	2.00	0.280	3.0	99.7	1.0	99.7	0.2	0.1	0.07	0.16	2.48	2.38	2.58	4.9	0.3	1,012	278	205	0.16	0.19
	AVG	57.6	274	605	55.2	0.0	14.4	40.8	0.0	0.03	0.10	0.00	71.3	113.4	7.5	1.93	1.79	1.80	0.129	2.3	99.6	0.9	99.7	0.1	0.1	0.05	0.13	1.94	1.81	2.06	4.9	0.3	1,012	278	205	0.16	0.19
	MIN	47.6	253	420	42.3	0.0	0.3	0.1	0.0	0.03	0.04	0.00	68.7	100.5	6.6	1.79	1.79	1.79	0.060	2.0	99.5	0.9	99.6	0.1	0.0	0.05	0.10	1.58	1.45	1.70	4.9	0.3	1,012	278	205	0.16	0.19

KEY:	SE	Sample Error	AE	Analytical Error	NS	No Sample	PND	Results Pending	###	Range Limit 1 Exceeded	###	Range Limit 2 Exceeded

ATTACHMENT A: DAILY, WEEKLY, & MONTHLY INFLUENT & EFFLUENT DATA

	INFLUENT			EFFLUENT																																
	DAILY	WEEKLY		DAILY																WEEKLY											MONTHLY						
	Q Total Influent	TSS	BOD	Q Total Effluent	Q Lower Reuse	Q Upper Reuse	Q Injection	Q Percolation	Turbidity Avg	Turbidity Max	Turbidity > 0.2	UVT	UV Dose	pH	Total Coliform	Total Coliform	Fecal Coliform	Resid Cl2	BOD	BOD Removal	TSS	TSS Removal	NOx-N	NO3-N	NO2-N	NH3-N	TKN	Organic-N	Total-N	Oil & Grease	Total-P	TDS	Sulfate	Chloride	Boron	MBAS
Units	kgal	mg/L	mg/L	kgal	kgal	kgal	kgal	kgal	ntu	ntu	%	%	mJ/cm2	units	mpn	mpn	mpn	mg/L	mg/L	%	mg/L	%	mg/L	mg/L	mg/L	mpn	mg/L	mg/L	mg/L	mg/L	mg/L	mg/L	mg/L	mg/L	mg/L	mg/L
Limit 1	191			191				50	0.2	0.5	5	65	80	6.5		2.2			20	85	15	85	8	8	1					10		2,000	500	500	2	0.5
Limit 2														8.5	23	7 day			30		40									15						
Limit 3															240	med			45		45															
05/01/2022	Sun	58.6			60.1	0.0	10.9	49.1	0.0	0.03	0.04	0.00	67.4	107.1	7.0	1.79	1.79	1.79	0.110																		
05/02/2022	Mon	51.9			53.7	0.0	23.3	30.3	0.0	0.03	0.29	0.03	67.8	107.1	7.6	1.79	1.79	1.79	0.130																		
05/03/2022	Tue	53.6	181	338	57.3	0.0	11.1	46.1	0.0	0.03	0.28	0.01	68.5	105.9	7.7	1.79	1.79	1.79	0.090	1.9	99.4	1.0	99.4	0.2	0.1	0.05	0.09	2.57	2.48	2.73							
05/04/2022	Wed	61.9			46.2	0.0	23.9	22.4	0.0	0.03	0.32	0.03	68.9	102.6	7.8	1.79	1.79	1.79	0.100																		
05/05/2022	Thu	53.4			68.6	0.0	14.7	53.9	0.0	0.03	0.04	0.00	70.0	108.0	7.5	1.79	1.79	1.79	0.160																		
05/06/2022	Fri	60.6			40.7	0.0	21.5	19.1	0.0	0.03	0.04	0.00	69.6	113.8	7.3	1.79	1.79	1.79	0.160																		
05/07/2022	Sat	64.9			59.0	0.0	0.3	58.7	0.0	0.03	0.04	0.00	71.1	113.6	7.4	1.79	1.79	1.79	0.120																		
05/08/2022	Sun	67.8			75.3	0.0	11.0	64.3	0.0	0.03	0.04	0.00	71.2	106.6	7.0	1.79	1.79	1.79	0.190																		
05/09/2022	Mon	50.3			50.4	0.0	26.8	23.6	0.0	0.03	0.23	0.01	69.4	110.1	7.3	1.79	1.79	1.79	0.170																		
05/10/2022	Tue	50.4	130	375	50.9	0.0	14.4	36.5	0.0	0.03	0.27	0.01	67.6	109.9	7.6	1.79	1.79	1.79	0.120	1.9	99.5	0.9	99.3	0.3	0.2	0.08	0.24	1.44	1.20	1.73	4.9	0.1	952	257	176	0.23	0.19
05/11/2022	Wed	63.3			49.2	0.0	32.0	17.2	0.0	0.03	0.13	0.00	68.4	108.6	7.5	1.79	1.79	1.79	0.140																		
05/12/2022	Thu	58.9			53.8	0.0	10.4	43.4	0.0	0.03	0.04	0.00	72.4	112.6	7.4	1.79	1.79	1.79	0.150																		
05/13/2022	Fri	61.1			60.7	0.0	30.2	30.5	0.0	0.03	0.04	0.00	72.9	109.0	7.7	1.79	1.79	1.79	0.170																		
05/14/2022	Sat	66.4			61.4	0.0	1.6	59.9	0.0	0.03	0.04	0.00	73.0	109.5	7.3	1.79	1.79	1.79	0.190																		
05/15/2022	Sun	59.9			59.6	0.0	14.8	44.7	0.0	0.03	0.04	0.00	72.6	110.1	7.4	1.79	1.79	1.79	0.230																		
05/16/2022	Mon	50.8			48.8	0.0	28.2	20.6	0.0	0.04	0.22	0.01	72.1	108.7	7.5	1.79	1.79	1.79	0.130																		
05/17/2022	Tue	49.4	262	369	53.0	0.0	10.4	42.6	0.0	0.04	0.15	0.00	71.1	107.6	7.6	1.79	1.79	1.79	0.110	1.9	99.5	0.9	99.7	0.1	0.0	0.05	0.12	1.10	0.98	1.20							
05/18/2022	Wed	50.3			49.8	0.0	16.6	33.2	0.0	0.03	0.04	0.00	69.1	115.6	7.6	1.79	1.79	1.79	0.100																		
05/19/2022	Thu	61.6			53.6	0.0	14.4	39.2	0.0	0.03	0.04	0.00	69.4	124.0	7.4	1.79	1.79	1.79	0.130																		
05/20/2022	Fri	57.3			55.9	0.0	9.4	46.5	0.0	0.03	0.04	0.00	69.9	112.6	7.8	1.79	1.79	1.79	0.070																		
05/21/2022	Sat	62.5			59.6	0.0	0.3	59.2	0.0	0.03	0.09	0.00	69.8	107.6	7.5	1.79	1.79	1.79	0.120																		
05/22/2022	Sun	61.6			69.6	0.0	11.3	58.3	0.0	0.03	0.04	0.00	70.1	111.1	7.0	1.79	1.79	1.79	0.120																		
05/23/2022	Mon	48.6			33.0	0.0	21.3	11.7	0.0	0.04	0.16	0.00	69.6	118.8	7.6	1.79	1.79	1.79	0.090																		
05/24/2022	Tue	51.9	236	458	55.1	0.0	11.1	44.0	0.0	0.03	0.26	0.01	68.9	112.7	7.5	1.79	1.79	1.79	0.100		99.6	0.9	99.6	0.8	0.8	0.05	0.09	0.11	0.02	0.92							
05/25/2022	Wed	52.2			48.9	0.0	18.1	30.8	0.0	0.03	0.04	0.00	68.1	111.5	7.5	1.79	1.79	1.79	0.049	1.9																	
05/26/2022	Thu	62.6			54.6	0.0	10.0	44.6	0.0	0.03	0.04	0.00	68.1	108.4	7.4	1.79	1.79	1.79	0.100																		
05/27/2022	Fri	55.8			62.9	0.0	22.7	40.2	0.0	0.03	0.04	0.00	69.1	107.9	7.8	1.79	1.79	1.79	0.120																		
05/28/2022	Sat	63.5			53.7	0.0	0.3	53.4	0.0	0.03	0.04	0.00	69.7	110.1	7.6	1.79	1.79	1.79	0.140																		
05/29/2022	Sun	63.4			60.0	0.0	12.4	47.6	0.0	0.03	0.05	0.00	70.0	110.4	7.5	1.79	1.79	1.79	0.150																		
05/30/2022	Mon	63.3			51.9	0.0	24.1	27.8	0.0	0.04	0.23	0.10	69.9	112.5	7.9	1.79	1.79	1.79	0.210																		
05/31/2022	Tue	56.2	279	464	61.7	0.0	9.5	52.2	0.0	0.04	0.27	0.01	70.2	112.2	7.4	1.79	1.79	1.79	0.090	2.0	99.6	0.9	99.7	0.1	0.0	0.08	0.42	0.94	0.52	1.07							
TOTAL	1,794			1,719	0.0	467	1,252	0.0																												
MAX	67.8	279	464	75.3	0.0	32.0	64.3	0.0	0.04	0.32	0.10	73.0	124.0	7.9	1.79	1.79	1.79	0.230	2.0	99.6	1.0	99.7	0.8	0.8	0.08	0.42	2.57	2.48	2.73	4.9	0.1	952	257	176	0.23	0.19
AVG	57.9	218	401	55.4	0.0	15.1	40.4	0.0	0.03	0.12	0.01	69.9	110.5	7.5	1.79	1.79	1.79	0.131	1.9	99.5	0.9	99.5	0.3	0.2	0.06	0.19	1.23	1.04	1.53	4.9	0.1	952	257	176	0.23	0.19
MIN	48.6	130	338	33.0	0.0	0.3	11.7	0.0	0.03	0.04	0.00	67.4	102.6	7.0	1.79	1.79	1.79	0.049	1.9	99.4	0.9	99.3	0.1	0.0	0.05	0.09	0.11	0.02	0.92	4.9	0.1	952	257	176	0.23	0.19

KEY:	SE	Sample Error	AE	Analytical Error	NS	No Sample	PND	Results Pending	###	Range Limit 1 Exceeded	###	Range Limit 2 Exceeded

ATTACHMENT A: DAILY, WEEKLY, & MONTHLY INFLUENT & EFFLUENT DATA

	INFLUENT			EFFLUENT																																
	DAILY	WEEKLY		DAILY																	WEEKLY									MONTHLY						
	Q Total Influent	TSS	BOD	Q Total Effluent	Q Lower Reuse	Q Upper Reuse	Q Injection	Q Percolation	Turbidity Avg	Turbidity Max	Turbidity > 0.2	UVT	UV Dose	pH	Total Coliform	Total Coliform	Fecal Coliform	Resid Cl2	BOD	BOD Removal	TSS	TSS Removal	NOx-N	NO3-N	NO2-N	NH3-N	TKN	Organic-N	Total-N	Oil & Grease	Total-P	TDS	Sulfate	Chloride	Boron	MBAS
Units	kgal	mg/L	mg/L	kgal	kgal	kgal	kgal	kgal	ntu	ntu	%	%	mJ/cm2	units	mpn	mpn	mpn	mg/L	mg/L	%	mg/L	%	mg/L	mg/L	mg/L	mpn	mg/L	mg/L	mg/L	mg/L	mg/L	mg/L	mg/L	mg/L	mg/L	mg/L
Limit 1	191			191				50	0.2	0.5	5	65	80	6.5		2.2			20	85	15	85	8	8	1					10		2,000	500	500	2	0.5
Limit 2														8.5	23	7 day			30		40									15						
Limit 3															240	med			45		45															
06/01/2022	Wed	60.9			62.3	0.0	30.0	32.3	0.0	0.03	0.04	0.00	70.1	115.0	7.9	1.79	1.79	1.79	0.160																		
06/02/2022	Thu	55.0			44.3	0.0	10.4	33.9	0.0	0.03	0.11	0.00	69.3	119.1	7.3	1.79	1.79	1.79	0.140																		
06/03/2022	Fri	55.6			51.3	0.0	29.9	21.4	0.0	0.03	0.04	0.00	69.6	115.4	7.6	1.79	1.79	1.79	0.140																		
06/04/2022	Sat	63.3			58.6	0.0	4.8	53.8	0.0	0.03	0.04	0.00	69.8	114.5	7.4	1.79	1.79	1.79	0.120																		
06/05/2022	Sun	60.0			99.3	0.0	15.7	83.6	0.0	0.03	0.11	0.00	69.4	108.3	7.5	1.79	1.79	1.79	0.190																		
06/06/2022	Mon	54.5			44.0	0.0	27.9	16.2	0.0	0.07	0.21	0.01	68.5	112.0	7.5	1.79	1.79	1.79	0.130																		
06/07/2022	Tue	52.6			49.0	0.0	11.3	37.7	0.0	0.04	0.22	0.01	68.4	114.5	7.5	1.79	1.79	1.79	0.120		99.4	0.9	99.5	0.2	0.1	0.05	0.09	1.10	1.01	1.29							
06/08/2022	Wed	54.3	199	345	50.0	0.0	23.8	26.2	0.0	0.03	0.04	0.00	68.5	116.6	7.6	1.79	1.79	1.79	0.140	1.9																	
06/09/2022	Thu	62.1			57.5	0.0	15.6	41.9	0.0	0.03	0.04	0.00	68.6	116.5	7.6	1.79	1.79	1.79	0.100																		
06/10/2022	Fri	57.3			51.4	0.0	22.6	28.8	0.0	0.03	0.04	0.00	69.2	121.4	7.1	1.79	1.79	1.79	0.190																		
06/11/2022	Sat	63.5			54.9	0.0	0.5	54.4	0.0	0.03	0.05	0.00	69.3	115.5	7.6	1.79	1.79	1.79	0.090																		
06/12/2022	Sun	61.5			63.5	0.0	11.0	52.5	0.0	0.03	0.13	0.00	69.4	113.2	7.1	1.79	1.79	1.79	0.140																		
06/13/2022	Mon	55.7			50.7	0.0	28.2	22.4	0.0	0.05	0.32	0.02	69.4	111.0	7.5	1.79	1.79	1.79	0.130																		
06/14/2022	Tue	53.4			57.1	0.0	15.1	42.0	0.0	0.03	0.26	0.01	68.8	115.4	7.6	1.79	1.79	1.79	0.100	2.0	99.6	0.9	99.6	0.1	0.1	0.05	0.09	0.73	0.64	0.88	4.9	0.3	928	253	191	0.20	0.36
06/15/2022	Wed	65.3	255	512	57.6	0.0	32.0	25.6	0.0	0.03	0.04	0.00	68.9	110.0	7.4	1.79	1.79	1.79	0.180																		
06/16/2022	Thu	62.4			58.0	0.0	11.4	46.6	0.0	0.03	0.04	0.00	69.7	119.0	7.3	1.79	1.79	1.79	0.140																		
06/17/2022	Fri	63.4			60.7	0.0	22.4	38.3	0.0	0.03	0.04	0.00	70.4	118.0	7.5	1.79	1.79	1.79	0.150																		
06/18/2022	Sat	64.0			64.1	0.0	1.4	62.7	0.0	0.03	0.04	0.00	70.0	111.0	7.7	1.79	1.79	1.79	0.260																		
06/19/2022	Sun	63.4			61.4	0.0	15.4	46.0	0.0	0.03	0.04	0.00	68.7	111.0	7.5	1.79	1.79	1.79	0.320																		
06/20/2022	Mon	61.4			57.0	0.0	31.7	25.3	0.0	0.03	0.20	0.00	68.7	113.4	7.7	1.79	1.79	1.79	0.110																		
06/21/2022	Tue	56.9	167	612	60.5	0.0	9.4	51.1	0.0	0.03	0.28	0.02	70.3	111.9	7.5	1.79	1.79	1.79	0.150	4.0	99.3	1.0	99.4	0.1	0.1	0.05	0.09	0.98	0.89	1.09							
06/22/2022	Wed	66.2			57.3	0.0	32.6	24.7	0.0	0.03	0.04	0.00	70.3	110.1	7.4	1.79	1.79	1.79	0.130																		
06/23/2022	Thu	59.3			57.1	0.0	12.1	45.0	0.0	0.03	0.16	0.00	70.5	114.1	7.2	1.79	1.79	1.79	0.190																		
06/24/2022	Fri	64.7			61.0	0.0	29.5	31.4	0.0	0.03	0.04	0.00	70.9	117.5	7.7	1.79	1.79	1.79	0.100																		
06/25/2022	Sat	67.8			64.7	0.0	0.6	64.1	0.0	0.03	0.04	0.00	70.9	112.8	8.2	1.79	1.79	1.79	0.090																		
06/26/2022	Sun	63.4			66.8	0.0	9.7	57.1	0.0	0.03	0.04	0.00	70.5	107.1	7.6	1.79	1.79	1.79	0.110																		
06/27/2022	Mon	54.9			49.5	0.0	31.2	18.2	0.0	0.03	0.27	0.01	70.1	112.0	7.5	1.79	1.79	1.79	0.170																		
06/28/2022	Tue	60.2	281	488	61.5	0.0	12.5	49.1	0.0	0.03	0.30	0.02	69.5	112.6	7.4	1.79	1.79	1.79	0.090	3.0	99.4	0.9	99.7	0.1	0.1	0.01	0.19	1.82	1.63	1.88							
06/29/2022	Wed	53.6			57.8	0.0	36.8	21.0	0.0	0.03	0.19	0.00	69.4	109.1	7.5	1.79	1.79	1.79	0.200																		
06/30/2022	Thu	61.1			54.2	0.0	11.1	43.1	0.0	0.03	0.04	0.00	68.9	109.5	7.7	1.79	1.79	1.79	0.200																		
TOTAL	1,797			1,743	0.0	546	1,197	0.0																												
MAX	67.8	281	612	99.3	0.0	36.8	83.6	0.0	0.07	0.32	0.02	70.9	121.4	8.2	1.79	1.79	1.79	0.320	4.0	99.6	1.0	99.7	0.2	0.1	0.05	0.19	1.82	1.63	1.88	4.9	0.3	928	253	191	0.20	0.36
AVG	59.9	226	489	58.1	0.0	18.2	39.9	0.0	0.03	0.12	0.00	69.5	113.6	7.5	1.79	1.79	1.79	0.149	2.7	99.4	0.9	99.6	0.1	0.1	0.04	0.12	1.16	1.04	1.28	4.9	0.3	928	253	191	0.20	0.36
MIN	52.6	167	345	44.0	0.0	0.5	16.2	0.0	0.03	0.04	0.00	68.4	107.1	7.1	1.79	1.79	1.79	0.090	1.9	99.3	0.9	99.4	0.1	0.1	0.01	0.09	0.73	0.64	0.88	4.9	0.3	928	253	191	0.20	0.36

KEY:	SE	Sample Error	AE	Analytical Error	NS	No Sample	PND	Results Pending	###	Range Limit 1 Exceeded	###	Range Limit 2 Exceeded

ATTACHMENT B: QUARTERLY EFF

		>> DATE >>	1/12	4/13					
	MCL	Units	Q1	Q2	Q3	Q4	MAX	AVG	MIN
A1 - Inorganic Chemicals									
Aluminum	1	mg/L	0.036	0.050			0.05	0.043	0.036
Antimony	0.006	mg/L	0.0009	0.0012			0.0012	0.00105	0.0009
Arsenic	0.01	mg/L	0.0006	0.0008			0.0008	0.0007	0.0006
Asbestos	7	MFL	0	0			0	0	0
Barium	1	mg/L	0.038	0.068			0.068	0.053000	0.038
Beryllium	0.004	mg/L	0.00019	0.00019			0.00019	0.00019	0.00019
Cadmium	0.005	mg/L	0.00019	0.00019			0.00019	0.00019	0.00019
Chromium	0.05	mg/L	0.0021	0.0027			0.0027	0.002400	0.0021
Cyanide	0.15	mg/L	0.006	0.0039			0.006	0.004950	0.0039
Mercury	0.002	mg/L	0.00019	0.00019			0.00019	0.00019	0.00019
Nickel	0.1	mg/L	0.0049	0.0044			0.0049	0.00465	0.0044
Selenium	0.05	mg/L	0.0019	0.0019			0.0019	0.0019	0.0019
Thallium	0.002	mg/L	0.0009	0.0009			0.0009	0.0009	0.0009
Perchlorate	0.006	mg/L	0	0			0	0	0
Fluoride	2	mg/L	0.6	0.7			0.7	0.650000	0.6
A2 - Radioactivity									
Radium-226 + Radium-228	5	pCi/L	1.053	1.053			1.053	1.053000	1.053
Gross Alpha Particle Activity[1]	15	pCi/L	2.41	2.08			2.41	2.245	2.08
Tritium	20,000	pCi/L	434	434			434	434	434
Strontium-90	8	pCi/L	0	0.519			0.519	0.259500	0
Gross Beta Particle Activity	50	pCi/L	5.7	2.03			5.7	3.865000	2.03
Uranium	20	pCi/L	1.4	1.5			1.5	1.450000	1.4
A3 - Volatile Organic Chemicals									
Benzene	0.001	mg/L	0.00049	0.00049			0.00049	0.00049	0.00049
Carbon Tetrachloride (CTC)	0.0005	mg/L	0.00049	0.00049			0.00049	0.00049	0.00049
1,2-Dichlorobenzene	0.6	mg/L	0.00049	0.00049			0.00049	0.00049	0.00049
1.4-Dichlorobenzene	0.005	mg/L	0.00049	0.00049			0.00049	0.00049	0.00049
1, 1-Dichloroethane	0.005	mg/L	0.00049	0.00049			0.00049	0.00049	0.00049
1,2-Dichloroethane (1,2-DCA)	0.0005	mg/L	0.00049	0.00049			0.00049	0.00049	0.00049
1, 1-Dichloroethene (1, 1-DCE)	0.006	mg/L	0.00049	0.00049			0.00049	0.00049	0.00049
Cis-1,2-Dichloroethylene	0.006	mg/L	0.00049	0.00049			0.00049	0.00049	0.00049
Trans-1,2-Dichloroethylene	0.01	mg/L	0.00049	0.00049			0.00049	0.00049	0.00049
Dichloromethane	0.005	mg/L	0.00049	0.00049			0.00049	0.00049	0.00049
1,2-Dichloropropane	0.005	mg/L	0.00049	0.00049			0.00049	0.00049	0.00049
1,3-Dichloropropene	0.0005	mg/L	0.00049	0.00049			0.00049	0.00049	0.00049
Ethylbenzene	0.3	mg/L	0.00049	0.00049			0.00049	0.00049	0.00049
Methyl-tert-butyl-ether (MTBE)	0.013	mg/L	0.00049	0.00049			0.00049	0.00049	0.00049
Monochlorobenzene	0.07	mg/L	0.00049	0.00049			0.00049	0.00049	0.00049
Styrene	0.1	mg/L	0.00049	0.00049			0.00049	0.00049	0.00049

		>> DATE >>	1/12	4/13					
	MCL	Units	Q1	Q2	Q3	Q4	MAX	AVG	MIN
A3 - Non-Volatile Synthetic Organics									
Alachlor	0.002	mg/L	0.00019	0.00019			0.00019	0.00019	0.00019
Atrazine	0.001	mg/L	0.00019	0.00019			0.00019	0.00019	0.00019
Bentazon	0.018	mg/L	0.0009	0.0009			0.0009	0.0009	0.0009
Benzo(a)pyrene	0.0002	mg/L	0.000049	0.000049			0.000049	0.000049	0.000049
Carbofuran	0.018	mg/L	0	0			0	0	0
Chlordane	0.0001	mg/L	0.000089	0.00009			0.00009	0.0000895	0.000089
2,4-D	0.07	mg/L	0.0009	0.0009			0.0009	0.0009	0.0009
Dalapon	0.2	mg/L	0.0049	0.0049			0.0049	0.0049	0.0049
1,2-Dibromo-3-chloropropane (DBCP)	0.0002	mg/L	0.000009	0.000009			0.000009	0.000009	0.000009
Di(2-ethylhexyl)adipate	0.4	mg/L	0.0019	0.0019			0.0019	0.0019	0.0019
Di(2-ethylhexyl)phthalate	0.004	mg/L	0.0019	0.0019			0.0019	0.0019	0.0019
Dinoseb	0.007	mg/L	0.0009	0.0028			0.0028	0.00185	0.0009
Diquat	0.02	mg/L	0	0			0	0	0
Endothall	0.1	mg/L	0	0			0	0	0
Endrin	0.002	mg/L	0.000009	0.000009			0.000009	0.000009	0.000009
Ethylene Dibromide (EDB)	0.00005	mg/L	0.000019	0.000019			0.000019	0.000019	0.000019
Glyphosate	0.7	mg/L	0	0			0	0	0
Heptachlor	0.00001	mg/L	0.000009	0.000009			0.000009	0.0000090	0.000009
Heptachlor Epoxide	0.00001	mg/L	0.000009	0.000009			0.000009	0.0000090	0.000009
Hexachlorobenzene	0.001	mg/L	0.000009	0.000009			0.000009	0.0000090	0.000009
Hexachlorocyclopentadiene	0.05	mg/L	0.0001	0.000009			0.0001	0.0000545	0.000009
lindane	0.0002	mg/L	0.000009	0.000009			0.000009	0.0000090	0.000009
Methoxychlor	0.03	mg/L	0.000049	0.000049			0.000049	0.000049	0.000049
Molinate	0.02	mg/L	0.00019	0.00019			0.00019	0.0001900	0.00019
Oxamyl	0.05	mg/L	0	0			0	0	0
Pentachlorophenol	0.001	mg/L	0.000089	0.00009			0.00009	0.0000895	0.000089
Picloram	0.5	mg/L	0.0009	0.0009			0.0009	0.0009	0.0009
Polychlorinated Biphenyls	0.0005	mg/L	0.000089	0.00009			0.00009	0.0000895	0.000089
Simazine	0.004	mg/L	0.0026	0.00019			0.0026	0.001395	0.00019
Thiobencarb	0.07	mg/L	0.00019	0.00019			0.00019	0.00019	0.00019
Toxaphene	0.003	mg/L	0.000089	0.00009			0.00009	0.0000895	0.000089
2,3,7,8-TCDD (Dioxin)	3x10-a	mg/L	0.00848	0.00842			0.00848	0.00845	0.00842
2,4,5-TP (Silvex)	0.05	mg/L	0.00019	0.00019			0.00019	0.00019	0.00019
A4 - Disinfection Byproducts									
Total Trihalomethanes (TTHM)	0.08	ppb	10.5	10.2			10.5	10.35	10.2
Bromodichloromethane		ug/l	0.049	0.00049			0.049	0.0247450	0.00049
Bromoform		ug/l	0.049	0.00049			0.049	0.024745	0.00049
Chloroform		ug/l	10.5	10.2			10.5	10.35	10.2
Dibromochloromethane		ug/l	0.049	0.0049			0.049	0.0269500	0.0049
Haloacetic acid (five) (HAA5)	0.06	ppb	14.4	17.6			17.6	16.000000	14.4

ATTACHMENT B: QUARTERLY EFF

		>> DATE >>	1/12	4/13					
	MCL	Units	Q1	Q2	Q3	Q4	MAX	AVG	MIN
1,1,2,2-Tetrachloroethane	0.001	mg/L	0.00049	0.00049			0.00049	0.00049	0.00049
Tetrachloroethylene (PCE)	0.005	mg/L	0.00049	0.00049			0.00049	0.00049	0.00049
Toluene	0.15	mg/L	0.00049	0.00049			0.00049	0.00049	0.00049
1,2,4-Trichlorobenzene	0.005	mg/L	0.00049	0.00049			0.00049	0.00049	0.00049
1, 1, 1-Trichloroethane	0.2	mg/L	0.00049	0.00049			0.00049	0.00049	0.00049
1, 1,2-Trichloroethane	0.005	mg/L	0.00049	0.00049			0.00049	0.00049	0.00049
Trichloroethylene (TCE)	0.005	mg/L	0.00049	0.00049			0.00049	0.00049	0.00049
Trichlorofluoromethane	0.15	mg/L	0.00049	0.00049			0.00049	0.00049	0.00049
1, 1,2-Trichloro-1,2,2-Trifluoroethane	1.2	mg/L	0.00049	0.00049			0.00049	0.00049	0.00049
Vinyl Chloride	0.0005	mg/L	0.00049	0.00049			0.00049	0.00049	0.00049
Xylene (m,p)	1.75	mg/L	0.00049	0.00049			0.00049	0.00049	0.00049

Notes:
1) Including Radium-226 but Excluding Radon and Uranium)

		>> DATE >>	1/12	4/13					
	MCL	Units	Q1	Q2	Q3	Q4	MAX	AVG	MIN
Monochloroacetic acid		ppb	1.94	1.73			1.94	1.84	1.73
Dichloroacetic acid		ppb	8.14	10.2			10.2	9.1700000	8.14
Trichloroacetic acid		ppb	3.42	4.62			4.62	4.0200000	3.42
Monobromoacetic acid		ppb	0.9	1			1	0.95	0.9
Dibromoacetic acid		ppb	0.9	0.9			0.9	0.9000000	0.9
Bromate 121	0.01	ppb	4.9	664			664	334.450000	4.9
Chlorite131	1	ppb	19	123			123	71.000000	19
A5 - Secondary MCLs									
Aluminum	0.2	mg/L	0.036	0.05			0.05	0.043	0.036
Color	150	CU	18.8	23.8			23.8	21.300000	18.8
Copper	1	mg/L	0.0009	0.0011			0.0011	0.0010000	0.0009
Corrosivity (Langelier Index)	Non		-2.8	-0.21			-0.21	-1.505	-2.8
Foam Agents (MBAS)	0.5	mg/L	0.45	0.19			0.45	0.3200000	0.19
Iron	0.3	mg/L	0.02	0.09			0.09	0.055	0.02
Manganese	0.05	mg/L	0.023	0.066			0.066	0.0445000	0.023
Methyl-tert-butyl-ether (MTBE)	0.005	mg/L	0.00049	0.00049			0.00049	0.00049	0.00049
Odor - Threshold	3	T.O.N.	1	1			1	1	1
Silver	0.1	mg/L	0.00019	0.00019			0.00019	0.00019	0.00019
Thiobencarb	0.001	mg/L	0.00019	0.00019			0.00019	0.00019	0.00019
Zinc	5	mg/L	0.047	0.018			0.047	0.032500	0.018

ATTACHMENT C: SEWAGE, SLUDGE, AND GREASE HAULING

	DATE	DAY	GAL	LOCATION	DESCRIPTION	REASON FOR HAUL	DESTINATION	HAULER
FIRST QUARTER	02/22/2022	Tue	5,000	MBT	Waste Activated Sludge	Routine Solids Removal	JWPCP	Ely Jr's Pumping
	03/09/2022	Wed	10,000	MBT	Waste Activated Sludge	Routine Solids Removal	JWPCP	Ely Jr's Pumping
	03/31/2022	Thu	5,000	MBT	Waste Activated Sludge	Routine Solids Removal	JWPCP	Ely Jr's Pumping
	QUARTER TOTAL		20,000					
SECOND QUARTER	04/01/2022	Fri	5,000	MBT	Waste Activated Sludge	Routine Solids Removal	JWPCP	Ely Jr's Pumping
	04/18/2022	Mon	5,000	MBT	Waste Activated Sludge	Routine Solids Removal	JWPCP	Pacific Sanitation
	04/18/2022	Mon	5,000	MBT	Waste Activated Sludge	Routine Solids Removal	JWPCP	Ely Jr's Pumping
	05/09/2022	Mon	5,000	MBT	Waste Activated Sludge	Routine Solids Removal	JWPCP	Ely Jr's Pumping
	05/10/2022	Tue	5,000	MBT	Waste Activated Sludge	Routine Solids Removal	JWPCP	Pacific Sanitation
	06/06/2022	Mon	5,000	MBT	Waste Activated Sludge	Routine Solids Removal	JWPCP	Pacific Sanitation
	06/07/2022	Tue	5,000	MBT	Waste Activated Sludge	Routine Solids Removal	JWPCP	Ely Jr's Pumping
	06/08/2022	Wed	5,000	MBT	Waste Activated Sludge	Routine Solids Removal	JWPCP	Ely Jr's Pumping
	QUARTER TOTAL		40,000					
THIRD QUARTER								
	QUARTER TOTAL		0					
FOURTH QUARTER								
	QUARTER TOTAL		0					

PAT-CHEM LABORATORIES
QUALITY ANALYTICAL SERVICES SINCE 1987
1824 1st Street
San Fernando, CA 91340
(818) 639-5300 ph
(818) 639-5306 fx
pat-chem.com

Customer: **Integrated Performance Consultants, Inc.**
9297 Research Drive
Irvine CA, 92618

Attention: Ric Vardel
Report Date: 06-Apr-22 15:42
Subject: (MCC) Daily EFF

Project/P.O.#: (MCC) Daily EFF

Parameter	Method	QC Batch	RL	Prepared	Analyzed	Result	Notes
EFF (Sample I.D.# : 22C0610-01) Collected: 26-Mar-22 By LW of IPC							
Microbiological							
Fecal Coliforms	SM 9221E	AC22626	1.8	26-Mar-22	28-Mar-22	**<1.8 MPN/100 ml**	
Total Coliforms	SM 9221B	AC22626	1.8	26-Mar-22	28-Mar-22	**<1.8 MPN/100 ml**	
Inorganic Constituents							
pH	SM 4500H-B	AC22831	0.1	26-Mar-22	26-Mar-22	**7.6 pH Units**	
Residual Chlorine	SM 4500Cl-G	AC22834	0.05	28-Mar-22	29-Mar-22	**0.10 mg/l**	
EFF (Sample I.D.# : 22C0616-01) Collected: 27-Mar-22 By EM of IPC							
Microbiological							
Fecal Coliforms	SM 9221E	AC22717	1.8	27-Mar-22	29-Mar-22	**<1.8 MPN/100 ml**	
Total Coliforms	SM 9221B	AC22717	1.8	27-Mar-22	29-Mar-22	**<1.8 MPN/100 ml**	
Inorganic Constituents							
pH	SM 4500H-B	AC22831	0.1	27-Mar-22	27-Mar-22	**7.2 pH Units**	
Residual Chlorine	SM 4500Cl-G	AC22834	0.05	28-Mar-22	29-Mar-22	**0.27 mg/l**	
EFF (Sample I.D.# : 22C0635-01) Collected: 28-Mar-22 By DH of IPC							
Microbiological							
Fecal Coliforms	SM 9221E	AC22828	1.8	28-Mar-22	31-Mar-22	**<1.8 MPN/100 ml**	
Total Coliforms	SM 9221B	AC22828	1.8	28-Mar-22	31-Mar-22	**<1.8 MPN/100 ml**	
Inorganic Constituents							
pH	SM 4500H-B	AD20524	0.1	28-Mar-22	28-Mar-22	**7.7 pH Units**	
Residual Chlorine	SM 4500Cl-G	AC22834	0.05	28-Mar-22	29-Mar-22	**0.17 mg/l**	
EFF (Sample I.D.# : 22C0694-01) Collected: 29-Mar-22 By M.A. of IPC							
Microbiological							
Fecal Coliforms	SM 9221E	AC22922	1.8	29-Mar-22	01-Apr-22	**<1.8 MPN/100 ml**	
Total Coliforms	SM 9221B	AC22922	1.8	29-Mar-22	01-Apr-22	**<1.8 MPN/100 ml**	
Inorganic Constituents							
pH	SM 4500H-B	AD20524	0.1	29-Mar-22	29-Mar-22	**7.7 pH Units**	
Residual Chlorine	SM 4500Cl-G	AC23115	0.05	31-Mar-22	01-Apr-22	**0.11 mg/l**	

Respectfully Submitted,

Stephen Sakai 4/6/2022
Lab Director

PAT-CHEM LABORATORIES
QUALITY ANALYTICAL SERVICES SINCE 1987
1824 1st Street
San Fernando, CA 91340
(818) 639-5300 ph
(818) 639-5306 fx
pat-chem.com

Customer: **Integrated Performance Consultants, Inc.**
9297 Research Drive
Irvine CA, 92618

Attention: Ric Vardel
Report Date: 06-Apr-22 15:42
Subject: (MCC) Daily EFF

Project/P.O.#: (MCC) Daily EFF

Parameter	Method	QC Batch	RL	Prepared	Analyzed	Result	Notes
EFF (Sample I.D.# : 22C0751-01) Collected: 30-Mar-22 By CA of IPC							
Microbiological							
Fecal Coliforms	SM 9221E	AC23034	1.8	30-Mar-22	01-Apr-22	**<1.8 MPN/100 ml**	
Total Coliforms	SM 9221B	AC23034	1.8	30-Mar-22	01-Apr-22	**<1.8 MPN/100 ml**	
Inorganic Constituents							
pH	SM 4500H-B	AD20524	0.1	30-Mar-22	30-Mar-22	**7.7 pH Units**	
Residual Chlorine	SM 4500Cl-G	AC23115	0.05	31-Mar-22	01-Apr-22	**0.10 mg/l**	
EFF (Sample I.D.# : 22C0808-01) Collected: 31-Mar-22 By LW of IPC							
Microbiological							
Fecal Coliforms	SM 9221E	AC23112	1.8	31-Mar-22	02-Apr-22	**<1.8 MPN/100 ml**	
Total Coliforms	SM 9221B	AC23112	1.8	31-Mar-22	02-Apr-22	**<1.8 MPN/100 ml**	
Inorganic Constituents							
pH	SM 4500H-B	AD20524	0.1	31-Mar-22	31-Mar-22	**7.1 pH Units**	
Residual Chlorine	SM 4500Cl-G	AC23115	0.05	31-Mar-22	01-Apr-22	**0.07 mg/l**	
EFF (Sample I.D.# : 22D0024-01) Collected: 01-Apr-22 By LW of IPC							
Microbiological							
Fecal Coliforms	SM 9221E	AD20109	1.8	01-Apr-22	03-Apr-22	**<1.8 MPN/100 ml**	
Total Coliforms	SM 9221B	AD20109	1.8	01-Apr-22	03-Apr-22	**<1.8 MPN/100 ml**	
Inorganic Constituents							
pH	SM 4500H-B	AD20524	0.1	01-Apr-22	01-Apr-22	**7.3 pH Units**	
Residual Chlorine	SM 4500Cl-G	AC23115	0.05	01-Apr-22	01-Apr-22	**0.18 mg/l**	

Respectfully Submitted,

Stephen Sakai 4/6/2022
Lab Director

PAT-CHEM
LABORATORIES

QUALITY ANALYTICAL SERVICES SINCE 1987

1824 1st Street
San Fernando, CA 91340
(818) 639-5300 ph
(818) 639-5306 fx
pat-chem.com

Customer: **Integrated Performance Consultants, Inc.**
9297 Research Drive
Irvine CA, 92618

Attention: Ric Vardel
Report Date: 06-Apr-22 15:42
Subject: (MCC) Daily EFF

Project/P.O.#: (MCC) Daily EFF

Notes and Definitions

RL Reporting Limit - The lowest amount of a constituent that can be reliably quantified and reported.

Respectfully Submitted,

Stephen Sakai 4/6/2022
Lab Director

Pat-Chem Laboratories (PCL) Terms and Conditions

1. Definitions

"Terms and Conditions" means those Terms and Conditions of sale, including the price schedule, and any additions or amendments hereto which are agreed to in writing. "Client" means the individual or entity who may request laboratory services, consulting or sampling services and his or its heirs, successors, assigns and representatives. "Price Schedule" means Pat-Chem Laboratories (PCL) standard price schedule as such document may be amended or reissued from time to time by PCL.

2. Independent Contractor

PCL acts solely as an independent contractor in performing all services.

3. Orders and Acceptance

PCL offers and will accept orders for services (as defined herein) only under the following General Terms and Conditions (the "Terms"). These Terms shall not apply if PCL and the Client shall have executed a separate agreement in writing which does not incorporate the Terms. No modifications to the Terms shall be valid and binding unless in writing and signed by an authorized representative of the client and PCL.

The client may order services by submitting a written chain of custody (COC) to PCL. Any such order constitutes 1. an acceptance by the client of PCL's offer to do business with the client under the terms and condition and 2. an agreement to be bound by these terms and conditions.

The Client's delivery of samples to PCL or initiation of consulting services constitutes the client's express assent to be governed by these terms and conditions. No contrary or additional terms and conditions expressed in a client's document shall be deemed to become a part of the contract created upon acceptance of the terms and conditions.

For purpose of this agreement, "services" shall mean all work to be performed for the client, including provision of all equipment and materials to be furnished by PCL.

4. Limit of Liability

PCL will perform the services in accordance with the normal standards of workmanship in the profession. Where applicable, PCL will use analytical methodologies which are in substantial conformity with the U.S Environmental Protection Agency (EPA), CA Waterboard (ELAP), American Society for Testing and Materials (ASTM), Association of Official Analytical Chemists (AOAC), Standard Methods (SM) of the Examination of Water and Wastewater and/or other recognized methodologies. PCL reserves the right to deviate from these methodologies if necessary or appropriate due to the nature or compositions of the samples or otherwise based on the reasonable judgement of PCL. Deviations, if any, will be made on a basis consistent with the recognized standards of the industry and/or PCL Standard Operating Procedures (SOP) and/or our QA/QC policies. The total liability of PCL, its officers, agents, employees or successors to the client, arising out of or in connection with the services to be provided herein, shall not exceed the invoiced amount for said services. Client's acceptance of a work order and /or proposal releases PCL from any liability in excess of the invoiced amount for the services notwithstanding any provisions to the contrary in any client purchase orders or contracts.

5. Clients Responsibility

Unless PCL personnel performs the sampling, the client shall be responsible for the condition which the samples are collected and for conditions in and about the sampling site and for advising PCL of the same and all information required to enable PCL to perform its services safely and efficiently.

6. Cancellation

Client may cancel any order for services hereunder subject to payment for all services rendered and out-of-pocket expenses incurred up to the date of cancellation in accordance with the applicable Price Schedule.

7. Overriding Agreement

The parties agree that the Terms shall govern performance of Client's initial order and all subsequent orders for additional services, whether placed in writing or verbally, except to the extent the Terms are modified in writing and executed by an authorized representative of both parties.

8. Force Majeure

PCL shall not be responsible for delay or failure to perform the services pursuant to this agreement due to causes beyond its control.

9. Confidentiality

Data and the sample materials provided by client or at client's request and the results obtained by PCL shall be held in confidence (unless such information is generally available to the public or is the public domain or client has filed to pay PCL for all services rendered or is otherwise in breach of the agreement) subject to any disclosure required by law or legal process. PCL shall use the same standard of care it uses in protecting its own confidential data and shall not be responsible for unauthorized disclosure of said data where such standard was observed. PCL reports and information provided thereon are for the exclusive use and benefit of client and client agrees there shall be no third party beneficiary of such reports, data or information. Client will not disclose to any third party any information concerning technical information, software programs or other formulations.

10. Hold Harmless

Client releases and shall save, indemnify, defend and hold PCL, its employees, officers, directors, agents, affiliates, subsidiaries and parent harmless from and against any and all liabilities, losses or damages, claims, demands, causes of action, suits and associated expenses including, but not limited to all court fees (the Litigation Expenses) and awards arising in favor of Client or any third party as a result of, and/or in any way occurring incident to arising out of, or in connection with the performance of services by PCL pursuant to this agreement and/or transportation, handling or disposal of client's hazardous materials. 1. Injury, disease or death of persons 2. Loss of, damage to, loss of, or loss of use of property and/or 3. Financial loss of every kind of character. This indemnity does not apply to any of the foregoing losses, costs, damages, or injuries caused solely by the gross negligence or willful misconduct of PCL or its employees. Further, this indemnity shall specifically apply to losses, claims damages, actions of every kind and character arising out of or in connection with the negligence or breach of contract by any Indemnified Person, whether actual or alleged, in the performance of services under this agreement. The foregoing indemnities will be in addition to any liability which the client might otherwise have in PCL and the other indemnified Persons. To the extent necessary under applicable law, client agrees that its indemnity obligation will be supported by available liability insurance coverage to be furnished by client, which insurance shall be in the maximum amounts permitted under applicable law. In no event shall PCL be liable to client for indirect, punitive special, incidental or consequential damages (including, without limitation, loss of profit or business interruption) Litigation Expenses or other fees (including, without limitation, attorney's fees, court costs, and /or pre or post judgment interest), or any other expenses or costs incurred by client or any other party in any litigation against or involving PCL or any indemnified person in connection with this agreement or an services provided under this agreement even if client is the prevailing party.

11. Hazardous Substances

For PCL to perform the services requested by client, client will provide and PCL will receive samples materials for analyses such as asbestos, polychlorinated biphenyls, bacteria or any other hazardous or toxic material, wastes and substances which are defined, determined or identified as such under federal, state or local laws, rules, PCL policies or regulations (whether now existing or hereafter enacted or promulgated or any judicial or administrative interpretation of any thereof the "Hazardous Materials").Client understands and agrees that any hazardous material received by PCL from client or at client's request shall remain the property of Client and that upon completion of PCL's services, PCL will dispose of all unused portions of samples as specified by client or by PCL's QA/QC policies. In the event the client does not specify its preferred method of disposal, PCL will return to the client all unused samples which contain Hazardous Materials. PCL reserves the right to charge the client for the disposal of unused samples in accordance with PCL's current sample disposal policy. In addition, all samples received by PCL for any/all bacterial analysis, client will be charged a sample disposal fee, per sample submitted, in accordance with our QA/QC policies and procedures.

12. Prices/Payments

Client shall pay PCL in accordance with PCL's applicable price schedule in effect in the area of operations on the date the services were rendered or with prices quoted and later confirmed in writing. The price schedule is subject to change at any time without notice. Payment in advance or when analysis completed is required for all new clients (until a history of payment and/or credit account has been established with PCL. For those clients with an established credit account, the terms for payment of charges are NET CASH within thirty (30) days from date of invoices. To the fullest extent permitted (if at all) by applicable law, any amount unpaid at the end of thirty (30) days is subject to interest at the lesser of the maximum rate permitted by law or one and one-half percent (1.5%) per month on the unpaid balances. If unpaid amounts are collected through legal proceedings or by an attorney, the client shall pay reasonable costs and attorney's fees or agency fees associated with such collection procedure or efforts.

13. Agreement Modification

Changes, modifications or amendments to the terms shall be effective only in writing and executed by an officer of PCL and by client's authorized representative, except that subsequent orders for additional services may be verbal or in writing.

14. No Third Party Beneficiaries: No Right of Reliance

PCL shall have no responsibility or liability for client's use of or reliance on data, information, or reports furnished by PCL. Client is securing services hereunder for his own account, and not as agent or broker, or in any other representative capacity for any other person or entity. It is agreed and acknowledged that there are no third party beneficiaries to this agreement, and that no third party may rely on such data, information or reports. Client represents, warrants, and agrees that said data, information and reports are not requested, or shall be used to relied upon, in connection with or as part of, the purchase, sale, underwriting, or distribution of any securities, any periodic or other reporting to the holders of any security, the securing, amendment, renewal, or extension of credit from any financial institution or other lender or the certification to or contracting with, directly or indirectly, any governmental agency or department.

15. Rush Analysis

Rush analyses are available for an additional charge and must be arranged in advanced. If, for any unforeseen reason, the rush turnaround time cannot be met, the normal price will apply.

16. Holding Times

PCL cannot be responsible for holding times that are exceeded because of samples that are delivered on weekends or after 3pm on weekdays without prior notification and acceptance. Standard holding times and storage conditions should be reviewed prior to any samples being received by PCL. A list of holding times can be provided to the client if requested. All analyses with holding times of 14 days or less, samples must arrive within 96 hours to allow PCL to meet holding times without applying a rush surcharge. All short holding times 2-7 days, samples must arrive at the lab within 24 hours before expiration to insure that the holding times can be met. Short Holding Times of 48 hours or less (bacteria is 6 hours) must be delivered that same day in order to guarantee holding times are met. After hours, late delivery, freight company delays or similar issues are subject to additional rush fees and/or the inability to meet holding times. All holding times are in effect as of the publication date of this fee schedule and are subject to change without notice.

17. Sample Retention

All samples are retained for at least thirty (30) days after analysis has been completed. Sample storage for longer periods is by request only. Pre-arranged long term storage is subject to an additional charge. Samples will be discarded at the end of the pre-arranged storage time.

18. Sample Pick Up/Field Tech Sampling

All pick up/sampling fees have been notated on the fee schedule. Reasonable time has been allocated for each pick up or service. Unnecessary delays during the pick up or sampling, might be accessed an additional fee.

Pat-Chem Laboratories
1824 1st Street
San Fernando, CA 91340

CHAIN OF CUSTODY RECORD

Phone (818) 639-5300
Fax (818) 639-5306

Environmental Sample

Sample I.D.#: 220610

Customer: IPC - Integrated Performance Consultants, Inc.
Address: 9297 Research Drive, Irvine CA 92618
Project: (MCC) Daily EFF
Sampled by: Jesus Avalos
Report Attention: Ric Vardel / Golan Kfir
P.O. #: 949-382-9067
Phone #:

Sample Description	Date Sampled	Time Sampled	# of bottles	Required Tests	Sample Type	Matrix	Bottle Type	Preserve	Field Data (pH / Temperature) pH: Field Lab
EFF	3/26/22	11:50	1	pH, T.Res.Chlorine	Grab	AQ	500ml Plastic	4°C	
			1	Total Coliform, Fecal Coliform	Grab	AQ	Coli Bottle	4°C, ST	
C/	4	C/							
Geotracker EDD: Logcode: IPCI Global ID: WDR100000359									

Signature	Print Name (Company)	Date	Time
Relinquished by: Jesus Avalos	Jesus Avalos (IPC)	3/26/22	11:55
Received by: [signature]	Richard Martinez (PC)	3/26/22	1155
Relinquished by:			
Received by:			
Relinquished by:			
Received in lab by: [signature]	Richard Martinez (PC)	3/26/22	1630

Sample Received Checklist

Temperature upon receipt: 4°C
# of bottles agrees with COC? Yes No
Samples intact? Yes No
Samples properly preserved? Yes No
Samples in holding time? Yes No

Compliance Monitor

Initial Flow _____
Final Flow _____

Sample Type
Grab
Comp

Matrix
AQ - Water
SO - Soil / Sludge
OT - Other

Bottle Type
P - Plastic
G - Amber Glass
VOA - 40 ml Vial
Coli - bacteria

Preservations
HC - HCl
HS - H_2SO_4
HN - HNO_3
HP - H_3PO_4
OH - NaOH
ST - Sodium Thiosulfate
AA - Ascorbic Acid
Al - $AlCl_3$
Cu - $CuSO_4$

Note: Samples are discarded 30 days after results are reported, unless other arrangements are made.

Rev 2 Effective 5/1/17

Pat-Chem Laboratories
1824 1st Street
San Fernando, CA 91340

CHAIN OF CUSTODY RECORD

Phone (818) 639-5300
Fax (818) 639-5306

Environmental Sample

Sample I.D.#: 22C0616

Customer:	IPC - Integrated Performance Consultants, Inc.	Project :	(MCC) Daily EFF
Address:	9297 Research Drive Irvine CA 92618	Sampled by:	Ric Vardel / Golan Kfir
		Report Attention:	
		P.O. #:	949-382-9067
		Phone #:	

Sample Description	Date Sampled	Time Sampled	# of bottles	Required Tests	Sample Type	Matrix	Bottle Type	Preserve	Field Data (pH / Temperature) pH: Field / Lab
EFF	3-27-22	915	1	pH, T Res Chlorine	Grab	AQ	500ml Plastic	4°C	7.2 / 15.9°C
			1	Total Coliform, Fecal Coliform	Grab	AQ	Coli Bottle	4°C ST	

Geotracker EDD:
Logcode: IPCI
Global ID: WDR100000359

	Signature	Print Name (Company)	Date	Time
Relinquished by		E MORRIS IPC	3-27-22	930
Received by		Juan Vasquez (PCL)	3-27-22	11:05
Relinquished by				
Received by				
Relinquished by				
Received in lab by		Juan Vasquez (PCL)	3-27-22	11:54

Sample Received Checklist

Temperature upon receipt: 4°C
# of bottles agrees with COC? Yes No
Samples intact? Yes No
Samples properly preserved? Yes No
Samples in holding time? Yes No

Compliance Monitor

Initial Flow _____
Final Flow _____

Sample Type
Grab
Comp

Matrix
AQ - Water
SO - Soil / Sludge
OT - Other

Bottle Type
P - Plastic
G - Amber Glass
VOA - 40 ml Vial
Coli - bacteria

Preservations
HC - HCl
HS - H_2SO_4
HN - HNO_3
HP - H_3PO_4
OH - NaOH
ST - Sodium Thiosulfate
AA - Ascorbic Acid
AI - $AlCl_3$
Cu - $CuSO_4$

Note: Samples are discarded 30 days after results are reported, unless other arrangements are made.

Rev 2 Effective 5/1/17

Pat-Chem Laboratories
1824 1st Street
San Fernando, CA 91340

CHAIN OF CUSTODY RECORD

Phone (818) 639-5300
Fax (818) 639-5306

Environmental Sample

Sample I.D.#: 2200635

Customer:	IPC - Integrated Performance Consultants, Inc.	Project :	(MCC) Daily EFF
Address:	9297 Research Drive Irvine CA 92618	Sampled by:	Daniel Huey Ric Vardel / Golan Kfir
		Report Attention:	
		P.O. #:	949-382-9067
		Phone #:	

Sample Description	Date Sampled	Time Sampled	# of bottles	Required Tests	Sample Type	Matrix	Bottle Type	Preserve	Field Data (pH / Temperature) pH: Field Lab
EFF	3/28/22	1115	1	pH, T.Res.Chlorine	Grab	AQ	500ml Plastic	4°C	
			1	Total Coliform, Fecal Coliform	Grab	AQ	Coli Bottle	4°C, ST	
"	"	"							

RECEIVED
MAR 28 2022
By

Geotracker EDD:
Logcode: IPCI
Global ID: WDR100000359

	Signature	Print Name (Company)	Date	Time
Relinquished by	Daniel Huey	Daniel (IPC)	3/28/22	1120
Received by		Jonathan V. (PC)	3/28	12:14
Relinquished by		Jonathan V. (PC)	3/28	13:13
Received by				
Relinquished by				
Received in lab by		MAR 28 2022		13:13

Sample Received Checklist

Temperature upon receipt: 4°C
# of bottles agrees with COC? Yes No
Samples intact? Yes No
Samples properly preserved? Yes No
Samples in holding time? Yes No

Compliance Monitor

Initial Flow _____
Final Flow _____

Sample Type
Grab
Comp

Matrix
AQ - Water
SO -Soil / Sludge
OT - Other

Bottle Type
P - Plastic
G - Amber Glass
VOA - 40 ml Vial
Coli - bacteria

Preservations
HC - HCl
HS - H_2SO_4
HN - HNO_3
HP - H_3PO_4
OH - NaOH
ST - Sodium Thiosulfate
AA - Ascorbic Acid
AI - $AlCl_3$
Cu -$CuSO_4$

Note: Samples are discarded 30 days after results are reported, unless other arrangements are made.

Rev 2 Effective 5/1/17

Pat-Chem Laboratories
1824 1st Street
San Fernando, CA 91340

CHAIN OF CUSTODY RECORD

Phone (818) 639-5300
Fax (818) 639-5306

Environmental Sample

Sample I.D.#: 22C0694

~~(MCC) Daily EFF~~

Customer: IPC - Integrated Performance Consultants, Inc.
9297 Research Drive

Project :

Address: Irvine CA 92618

Sampled by: Marie Aguirre
Ric Vardely Golan Ktir

P.O. #: 949-382-9067

Report Attention:

Phone #:

Sample Description	Date Sampled	Time Sampled	# of bottles	Required Tests	Sample Type	Matrix	Bottle Type	Preserve	Field Data (pH / Temperature) pH: Field Lab
EFF	3/29/22	11:16	1	pH, T.Res.Chlorine	Grab	AQ	500ml Plastic	4°C	7.7 / 16.7 -C
"	3/29/22	11:16	1	Total Coliform, Fecal Coliform	Grab	AQ	Coli Bottle	4°C, ST	

RECEIVED
MAR 29 2022
By

Geotracker EDD:
Logcode: IPCI
Global ID: WDR100000359

	Signature	Print Name (Company)	Date	Time
Relinquished by		Marie Aguirre (IPC)	3/29/22	11:20
Received by		Cindy Martinez	3/29/22	12:25
Relinquished by		Cindy Martinez	3/29/22	14:05
Received by				
Relinquished by				
Received in lab by		MAR 29 2022		1425

Sample Received Checklist

Temperature upon receipt: 4°C

# of bottles agrees with COC? Yes No

Samples intact? Yes No

Samples properly preserved? Yes No

Samples in holding time? Yes No

Compliance Monitor

Initial Flow _____

Final Flow _____

Sample Type
Grab
Comp

Matrix
AQ - Water
SO - Soil / Sludge
OT - Other

Bottle Type
P - Plastic
G - Amber Glass
VOA - 40 ml Vial
Coli - bacteria

Preservations
HC - HCl
HS - H_2SO_4
HN - HNO_3
HP - H_3PO_4
OH - NaOH
ST - Sodium Thiosulfate
AA - Ascorbic Acid
Al - $AlCl_3$
Cu - $CuSO_4$

Note: Samples are discarded 30 days after results are reported, unless other arrangements are made.

Rev 2 Effective 5/1/17

Pat-Chem Laboratories
1824 1st Street
San Fernando, CA 91340

CHAIN OF CUSTODY RECORD

Phone (818) 639-5300
Fax (818) 639-5306

Environmental Sample

Sample I.D.#: 2210751

(MCC) Daily EFF

Customer: IPC - Integrated Performance Consultants, Inc.
9297 Research Drive

Project: Carlos Alvarez

Address: Irvine CA 92618

Sampled by: Ric Vardel / Golan Kfir

P.O. #: 949-382-9067

Report Attention:

Phone #:

Sample Description	Date Sampled	Time Sampled	# of bottles	Required Tests	Sample Type	Matrix	Bottle Type	Preserve	Field Data (pH / Temperature) pH: Field Lab
EFF	03/30/22	1200	1	pH, T.Res.Chlorine	Grab	AQ	500ml Plastic	4°C	7.7 120.1
			1	Total Coliform, Fecal Coliform	Grab	AQ	Coli Bottle	4°C, ST	

RECEIVED
MAR 30 2022
By

Geotracker EDD:
Logcode: IPCI
Global ID: WDR100000359

	Signature	Print Name (Company)	Date	Time
Relinquished by		Carlos Alvarez (IPC)	03/30/22	1210
Received by		Cindy Manning	3-30-22	13:10
Relinquished by		Cindy Manning	3-30-22	1425
Received by				
Relinquished by				
Received in lab by		MAR 30 2022		1425

Sample Received Checklist

Temperature upon receipt: 4°C

# of bottles agrees with COC? Yes No

Samples intact? Yes No

Samples properly preserved? Yes No

Samples in holding time? Yes No

Compliance Monitor

Initial Flow _____

Final Flow _____

Sample Type
Grab
Comp

Matrix
AQ - Water
SO - Soil / Sludge
OT - Other

Bottle Type
P - Plastic
G - Amber Glass
VOA - 40 ml Vial
Coli - bacteria

Preservations
HC - HCl
HS - H_2SO_4
HN - HNO_3
HP - H_3PO_4
OH - NaOH
ST - Sodium Thiosulfate
AA - Ascorbic Acid
AI - $AlCl_3$
Cu - $CuSO_4$

Note: Samples are discarded 30 days after results are reported, unless other arrangements are made.

Rev 2 Effective 5/1/17

Pat-Chem Laboratories
1824 1st Street
San Fernando, CA 91340

CHAIN OF CUSTODY RECORD

Phone (818) 639-5300
Fax (818) 639-5306

Environmental Sample

Sample I.D.#: 22C0808

Customer:	IPC - Integrated Performance Consultants, Inc.	Project :	(MCC) Daily EFF
Address:	9297 Research Drive Irvine CA 92618	Sampled by: LUKE WATSON Report Attention: Ric Vardel / Golan Kfir	P.O. #: 949-382-9067 Phone #:

Sample Description	Date Sampled	Time Sampled	# of bottles	Required Tests	Sample Type	Matrix	Bottle Type	Preserve	Field Data (pH / Temperature) pH: Field Lab
EFF	3/31/22	1760	1	pH, T.Res.Chlorine	Grab	AQ	500ml Plastic	4°C	7.10/17.7°C
" "	"	"	1	Total Coliform, Fecal Coliform	Grab	AQ	Coli Bottle	4°C, ST	

RECEIVED
MAR 31 2022
By

Geotracker EDD:
Logcode: IPCI
Global ID: WDR100000359

Signature	Print Name (Company)	Date	Time
Relinquished by	LUKE WATSON (IPC)	3/31/22	12:05
Received by	MARIO SANTIESTEBAN (PCL)	3/31/22	1355
Relinquished by	MARIO SANTIESTEBAN (PCL)	3/31/22	1605
Received by			
Relinquished by			
Received in lab by	MAR 3 1 2022		1605

Sample Received Checklist

Temperature upon receipt: 4°C		
# of bottles agrees with COC?	Yes	No
Samples intact?	Yes	No
Samples properly preserved?	Yes	No
Samples in holding time?	Yes	No

Compliance Monitor

Initial Flow _____

Final Flow _____

Sample Type
Grab
Comp

Matrix
AQ - Water
SO - Soil / Sludge
OT - Other

Bottle Type
P - Plastic
G - Amber Glass
VOA - 40 ml Vial
Coli - bacteria

Preservations
HC - HCl
HS - H_2SO_4
HN - HNO_3
HP - H_3PO_4
OH - NaOH
ST - Sodium Thiosulfate
AA - Ascorbic Acid
AI - $AlCl_3$
Cu - $CuSO_4$

Note: Samples are discarded 30 days after results are reported, unless other arrangements are made.

Rev 2 Effective 5/1/17

Pat-Chem Laboratories
1824 1st Street
San Fernando, CA 91340

CHAIN OF CUSTODY RECORD

Phone (818) 639-5300
Fax (818) 639-5306

Environmental Sample

Sample I.D.#: 22D0024

Customer:	IPC - Integrated Performance Consultants, Inc. 9297 Research Drive	Project :	(MCC) Daily EFF
Address:	Irvine CA 92618	Sampled by: Ric Vardel / Golan Kfir	P.O. #: 949-382-9067
		Report Attention:	Phone #:

Sample Description	Date Sampled	Time Sampled	# of bottles	Required Tests	Sample Type	Matrix	Bottle Type	Preserve	Field Data (pH / Temperature) pH: Field Lab
EFF	4/1/22	11:25	1	pH, T.Res.Chlorine	Grab	AQ	500ml Plastic	4°C	7.3 18.2
" "	" "	" "	1	Total Coliform, Fecal Coliform	Grab	AQ	Coli Bottle	4°C, ST	

RECEIVED
APR 01 2022
By

Geotracker EDD:
Logcode: IPCI
Global ID: WDR100000359

Signature	Print Name (Company)	Date	Time
Relinquished by	LUCE WATSON (CPC)	4/1/22	11:30
Received by	Cindy Martinez	4.1.22	16:20
Relinquished by	Cindy Martinez	4.1.22	1555
Received by			
Relinquished by			
Received in lab by	APR 01 2022		1555

Sample Received Checklist

Temperature upon receipt: 4°C
# of bottles agrees with COC? Yes No
Samples intact? Yes No
Samples properly preserved? Yes No
Samples in holding time? Yes No

Compliance Monitor

Initial Flow _____
Final Flow _____

Sample Type	Preservations
Grab	HC - HCl
Comp	HS - H_2SO_4
Matrix	HN - HNO_3
AQ - Water	HP - H_3PO_4
SO - Soil / Sludge	OH - NaOH
OT - Other	ST - Sodium Thiosulfate
Bottle Type	AA - Ascorbic Acid
P - Plastic	Al - $AlCl_3$
G - Amber Glass	Cu - $CuSO_4$
VOA - 40 ml Vial	
Coli - bacteria	

Note: Samples are discarded 30 days after results are reported, unless other arrangements are made.

Rev 2 Effective 5/1/17

PAT-CHEM LABORATORIES
QUALITY ANALYTICAL SERVICES SINCE 1987
1824 1st Street
San Fernando, CA 91340
(818) 639-5300 ph
(818) 639-5306 fx
pat-chem.com

Customer: **Integrated Performance Consultants, Inc.**
9297 Research Drive
Irvine CA, 92618

Attention: Ric Vardel
Report Date: 12-Apr-22 12:48
Subject: (MCC) Daily EFF

Project/P.O.#: (MCC) Daily EFF

Parameter	Method	QC Batch	RL	Prepared	Analyzed	Result	Notes
EFF (Sample I.D.# : 22D0061-01) Collected: 02-Apr-22 By Customer							
Microbiological							
Fecal Coliforms	SM 9221E	AD20223	1.8	02-Apr-22	04-Apr-22	**<1.8 MPN/100 ml**	
Total Coliforms	SM 9221B	AD20223	1.8	02-Apr-22	04-Apr-22	**<1.8 MPN/100 ml**	
Inorganic Constituents							
pH	SM 4500H-B	AD20524	0.1	02-Apr-22	02-Apr-22	**7.5 pH Units**	
Residual Chlorine	SM 4500Cl-G	AD20631	0.05	06-Apr-22	06-Apr-22	**0.13 mg/l**	
EFF (Sample I.D.# : 22D0072-01) Collected: 03-Apr-22 By Customer							
Microbiological							
Fecal Coliforms	SM 9221E	AD20317	1.8	03-Apr-22	05-Apr-22	**<1.8 MPN/100 ml**	
Total Coliforms	SM 9221B	AD20317	1.8	03-Apr-22	05-Apr-22	**<1.8 MPN/100 ml**	
Inorganic Constituents							
pH	SM 4500H-B	AD20524	0.1	03-Apr-22	03-Apr-22	**7.2 pH Units**	
Residual Chlorine	SM 4500Cl-G	AD20631	0.05	06-Apr-22	06-Apr-22	**0.14 mg/l**	
EFF (Sample I.D.# : 22D0118-01) Collected: 04-Apr-22 By Customer							
Microbiological							
Fecal Coliforms	SM 9221E	AD20426	1.8	04-Apr-22	06-Apr-22	**<1.8 MPN/100 ml**	
Total Coliforms	SM 9221B	AD20426	1.8	04-Apr-22	06-Apr-22	**<1.8 MPN/100 ml**	
Inorganic Constituents							
pH	SM 4500H-B	AD20524	0.1	04-Apr-22	04-Apr-22	**6.7 pH Units**	
Residual Chlorine	SM 4500Cl-G	AD20631	0.05	06-Apr-22	06-Apr-22	**0.14 mg/l**	
EFF (Sample I.D.# : 22D0144-01) Collected: 05-Apr-22 By MA of IPC							
Microbiological							
Fecal Coliforms	SM 9221E	AD20527	1.8	05-Apr-22	08-Apr-22	**2.0 MPN/100 ml**	
Total Coliforms	SM 9221B	AD20527	1.8	05-Apr-22	08-Apr-22	**6.1 MPN/100 ml**	
Inorganic Constituents							
pH	SM 4500H-B	AD21228	0.1	05-Apr-22	05-Apr-22	**7.1 pH Units**	
Residual Chlorine	SM 4500Cl-G	AD20631	0.05	06-Apr-22	06-Apr-22	**0.15 mg/l**	

Respectfully Submitted,

Stephen Sakai 4/12/2022
Lab Director

PAT-CHEM LABORATORIES
QUALITY ANALYTICAL SERVICES SINCE 1987
1824 1st Street
San Fernando, CA 91340
(818) 639-5300 ph
(818) 639-5306 fx
pat-chem.com

Customer: **Integrated Performance Consultants, Inc.**
9297 Research Drive
Irvine CA, 92618

Attention: Ric Vardel
Report Date: 12-Apr-22 12:48
Subject: (MCC) Daily EFF

Project/P.O.#: (MCC) Daily EFF

Parameter	Method	QC Batch	RL	Prepared	Analyzed	Result	Notes
EFF (Sample I.D.# : 22D0221-01) Collected: 06-Apr-22 By CA of IPC							
Microbiological							
Fecal Coliforms	SM 9221E	AD20629	1.8	06-Apr-22	08-Apr-22	**<1.8 MPN/100 ml**	
Total Coliforms	SM 9221B	AD20629	1.8	06-Apr-22	08-Apr-22	**<1.8 MPN/100 ml**	
Inorganic Constituents							
pH	SM 4500H-B	AD21228	0.1	06-Apr-22	06-Apr-22	**7.0 pH Units**	
Residual Chlorine	SM 4500Cl-G	AD20631	0.05	06-Apr-22	06-Apr-22	**0.19 mg/l**	
EFF (Sample I.D.# : 22D0282-01) Collected: 07-Apr-22 By EM of IPC							
Microbiological							
Fecal Coliforms	SM 9221E	AD20719	1.8	07-Apr-22	09-Apr-22	**<1.8 MPN/100 ml**	
Total Coliforms	SM 9221B	AD20719	1.8	07-Apr-22	09-Apr-22	**<1.8 MPN/100 ml**	
Inorganic Constituents							
pH	SM 4500H-B	AD21228	0.1	07-Apr-22	07-Apr-22	**6.7 pH Units**	
Residual Chlorine	SM 4500Cl-G	AD20723	0.05	07-Apr-22	07-Apr-22	**0.15 mg/l**	

Notes and Definitions

RL Reporting Limit - The lowest amount of a constituent that can be reliably quantified and reported.

Respectfully Submitted,

Stephen Sakai 4/12/2022
Lab Director

Pat-Chem Laboratories
1824 1st Street
San Fernando, CA 91340

CHAIN OF CUSTODY RECORD

Phone (818) 639-5300
Fax (818) 639-5306

Environmental Sample

Sample I.D.#: 22DCCG1

Customer:	IPC - Integrated Performance Consultants, Inc. 9297 Research Drive	Project :	(MCC) Daily EFF
Address:	Irvine CA 92618	Sampled by: Luke Watson Ric Vardel / Golan Kfir	P.O. #: 949-382-9067
		Report Attention:	Phone #:

Sample Description	Date Sampled	Time Sampled	# of bottles	Required Tests	Sample Type	Matrix	Bottle Type	Preserve	Field Data (pH / Temperature) pH: Field Lab
EFF			1	pH, T.Res.Chlorine	Grab	AQ	500ml Plastic	4°C	
	4-2-22	10:25	1	Total Coliform, Fecal Coliform	Grab	AQ	Coli Bottle	4°C, ST	
" "	4-2-22	10:25							
Geotracker EDD: Logcode: IPCI Global ID: WDR100000359									

Signature	Print Name (Company)	Date	Time
Relinquished by	Luke Watson (IPC)	4-2-22	10:30
Received by	Richard Martinez (PC)	4/2/22	10:30
Relinquished by			
Received by			
Relinquished by			
Received in lab by	Richard Martinez (PC)	4/2/22	1555

Sample Received Checklist

Temperature upon receipt: 4°C
# of bottles agrees with COC? Yes No
Samples intact? Yes No
Samples properly preserved? Yes No
Samples in holding time? Yes No

Compliance Monitor

Initial Flow _____
Final Flow _____

Sample Type
Grab
Comp

Matrix
AQ - Water
SO - Soil / Sludge
OT - Other

Bottle Type
P - Plastic
G - Amber Glass
VOA - 40 ml Vial
Coli - bacteria

Preservations
HC - HCl
HS - H_2SO_4
HN - HNO_3
HP - H_3PO_4
OH - NaOH
ST - Sodium Thiosulfate
AA - Ascorbic Acid
AI - $AlCl_3$
Cu - $CuSO_4$

Note: Samples are discarded 30 days after results are reported, unless other arrangements are made.

Rev 2 Effective 5/1/17

Pat-Chem Laboratories
1824 1st Street
San Fernando, CA 91340

CHAIN OF CUSTODY RECORD

Phone (818) 639-5300
Fax (818) 639-5306

Environmental Sample

Sample I.D.#: 22D0072

Customer: IPC - Integrated Performance Consultants, Inc.
9297 Research Drive

Project: (MCC) Daily EFF

Address: Irvine CA 92618

Sampled by: ERIC MORRIS

Report Attention: Ric Vardel / Golan Kfir

P.O. #: 949-382-9067

Phone #:

Sample Description	Date Sampled	Time Sampled	# of bottles	Required Tests	Sample Type	Matrix	Bottle Type	Preserve	Field Data (pH / Temperature) pH: Field Lab
EFF	4-3-22	930	1	pH, T.Res.Chlorine	Grab	AQ	500ml Plastic	4°C	7.2
			1	Total Coliform, Fecal Coliform	Grab	AQ	Coli Bottle	4°C, ST	

Geotracker EDD:
Logcode: IPCI
Global ID: WDR100000359

	Signature	Print Name (Company)	Date	Time
Relinquished by	[signature]	E. MORRIS IPC	4-3-22	939
Received by	[signature]	Juan V. (PCL)	4/3/22	10:06
Relinquished by	[signature]	Juan V. (PCL)	4/3/22	11:11
Received by				
Relinquished by				
Received in lab by	[signature]	Juan V. (PCL)	4/3/22	11:12

Sample Received Checklist

Temperature upon receipt: 4°C

# of bottles agrees with COC? Yes No

Samples intact? Yes No

Samples properly preserved? Yes No

Samples in holding time? Yes No

Compliance Monitor

Initial Flow _____

Final Flow _____

Sample Type
Grab
Comp

Matrix
AQ - Water
SO - Soil / Sludge
OT - Other

Bottle Type
P - Plastic
G - Amber Glass
VOA - 40 ml Vial
Coli - bacteria

Preservations
HC - HCl
HS - H_2SO_4
HN - HNO_3
HP - H_3PO_4
OH - NaOH
ST - Sodium Thiosulfate
AA - Ascorbic Acid
AI - $AlCl_3$
Cu - $CuSO_4$

Note: Samples are discarded 30 days after results are reported, unless other arrangements are made.

Rev 2 Effective 5/1/17

Pat-Chem Laboratories
1824 1st Street
San Fernando, CA 91340

CHAIN OF CUSTODY RECORD

Phone (818) 639-5300
Fax (818) 639-5306

Environmental Sample

Sample I.D.#: 22D0118

Customer: IPC - Integrated Performance Consultants, Inc.
9297 Research Drive

Project: (MCC) Daily EFF

Address: Irvine CA 92618

Sampled by: Daniel Huey ~~Ric Vardel / Golan Kfir~~

P.O. #: 949-382-9067

Report Attention:

Phone #:

Sample Description	Date Sampled	Time Sampled	# of bottles	Required Tests	Sample Type	Matrix	Bottle Type	Preserve	Field Data (pH / Temperature) pH: Field Lab
EFF			1	pH, T.Res.Chlorine	Grab	AQ	500ml Plastic	4°C	
EFF	4/4/22	1125	1	Total Coliform, Fecal Coliform	Grab	AQ	Coli Bottle	4°C, ST	6.7/5.7°C
"	"	"							

RECEIVED APR 04 2022 By

Geotracker EDD:
Logcode: IPCI
Global ID: WDR100000359

	Signature	Print Name (Company)	Date	Time
Relinquished by	Daniel Huey	Daniel (IPC)	4/4/22	1135
Received by		Cindy Mathner	4.4.22	235
Relinquished by		Cindy Mathner	4.4.22	1535
Received by				
Relinquished by				
Received in lab by		APR 04 2022		1535

Sample Received Checklist

Temperature upon receipt: 4°C

# of bottles agrees with COC? Yes No

Samples intact? Yes No

Samples properly preserved? Yes No

Samples in holding time? Yes No

Compliance Monitor

Initial Flow _____

Final Flow _____

Sample Type	Preservations
Grab	HC - HCl
Comp	HS - H_2SO_4
Matrix	HN - HNO_3
AQ - Water	HP - H_3PO_4
SO - Soil / Sludge	OH - NaOH
OT - Other	ST - Sodium Thiosulfate
Bottle Type	AA - Ascorbic Acid
P - Plastic	Al - $AlCl_3$
G - Amber Glass	Cu - $CuSO_4$
VOA - 40 ml Vial	
Coli - bacteria	

Note: Samples are discarded 30 days after results are reported, unless other arrangements are made.

Rev 2 Effective 5/1/17

Pat-Chem Laboratories
1824 1st Street
San Fernando, CA 91340

CHAIN OF CUSTODY RECORD

Phone (818) 639-5300
Fax (818) 639-5306

Environmental Sample

Sample I.D.#: 22D0144

Customer: IPC - Integrated Performance Consultants, Inc.
9297 Research Drive

Project: (MCC) Daily EFF

Address: Irvine CA 92618

Sampled by: Mario Aguirre
Ric Vardel / Golan Kfir

P.O. #: 949-382-9067

Report Attention:

Phone #:

Sample Description	Date Sampled	Time Sampled	# of bottles	Required Tests	Sample Type	Matrix	Bottle Type	Preserve	Field Data (pH / Temperature) pH: Field Lab
EFF	4/5/22	11:13	1	pH, T.Res.Chlorine	Grab	AQ	500ml Plastic	4°C	7.1/22.5°C
"	"	"	1	Total Coliform, Fecal Coliform	Grab	AQ	Coli Bottle	4°C, ST	

RECEIVED
APR 05 2022
By

Geotracker EDD:
Logcode: IPCI
Global ID: WDR100000359

	Signature	Print Name (Company)	Date	Time
Relinquished by		Mario Aguirre (IPC)	4/5/22	11:18
Received by		Cindy Murray	4-5-22	12:15
Relinquished by		Cindy Murray	4-5-22	1402
Received by				
Relinquished by				
Received in lab by		APR 05 2022		1402

Sample Received Checklist

Temperature upon receipt: 4°C

# of bottles agrees with COC? Yes No

Samples intact? Yes No

Samples properly preserved? Yes No

Samples in holding time? Yes No

Compliance Monitor

Initial Flow _____

Final Flow _____

Sample Type
Grab
Comp

Matrix
AQ - Water
SO -Soil / Sludge
OT - Other

Bottle Type
P - Plastic
G - Amber Glass
VOA - 40 ml Vial
Coli - bacteria

Preservations
HC - HCl
HS - H_2SO_4
HN - HNO_3
HP - H_3PO_4
OH - NaOH
ST - Sodium Thiosulfate
AA - Ascorbic Acid
AI - $AlCl_3$
Cu -$CuSO_4$

Note: Samples are discarded 30 days after results are reported, unless other arrangements are made.

Rev 2 Effective 5/1/17

Pat-Chem Laboratories
1824 1st Street
San Fernando, CA 91340

CHAIN OF CUSTODY RECORD

Phone (818) 639-5300
Fax (818) 639-5306

Environmental Sample

Sample I.D.#: 22D0221

Customer: IPC - Integrated Performance Consultants, Inc.
9297 Research Drive

Project: (MCC) Daily EFF

Address: Irvine CA 92618

Sampled by: Carlos Alvarez
Ric Vandel / Golan Kfir

P.O. #: 949-382-9067

Report Attention:

Phone #:

Sample Description	Date Sampled	Time Sampled	# of bottles	Required Tests	Sample Type	Matrix	Bottle Type	Preserve	Field Data (pH / Temperature) pH: Field Lab
EFF	04/06/22	1140	1	pH, T.Res.Chlorine	Grab	AQ	500ml Plastic	4°C	7.0/24.4
			1	Total Coliform, Fecal Coliform	Grab	AQ	Coli Bottle	4°C, ST	

RECEIVED
APR 06 2022
By

Geotracker EDD:
Logcode: IPCI
Global ID: WDR100000359

	Signature	Print Name (Company)	Date	Time
Relinquished by		Carlos Alvarez (IPC)	04/06/22	1150
Received by		Cindy Martinez	4-6-22	1330
Relinquished by		Cindy Martinez	4-6-22	1450
Received by				
Relinquished by				
Received in lab by		APR 06 2022		1450

Sample Received Checklist

Temperature upon receipt: 4°C
# of bottles agrees with COC? Yes No
Samples intact? Yes No
Samples properly preserved? Yes No
Samples in holding time? Yes No

Compliance Monitor

Initial Flow _____
Final Flow _____

Sample Type
Grab
Comp

Matrix
AQ - Water
SO - Soil / Sludge
OT - Other

Bottle Type
P - Plastic
G - Amber Glass
VOA - 40 ml Vial
Coli - bacteria

Preservations
HC - HCl
HS - H_2SO_4
HN - HNO_3
HP - H_3PO_4
OH - NaOH
ST - Sodium Thiosulfate
AA - Ascorbic Acid
Al - $AlCl_3$
Cu - $CuSO_4$

Note: Samples are discarded 30 days after results are reported, unless other arrangements are made.

Rev 2 Effective 5/1/17

Pat-Chem Laboratories
1824 1st Street
San Fernando, CA 91340

CHAIN OF CUSTODY RECORD

Phone (818) 639-5300
Fax (818) 639-5306

Environmental Sample

Sample I.D.#: 2200282

Customer:	IPC - Integrated Performance Consultants, Inc.	Project :	(MCC) Daily EFF
Address:	9297 Research Drive, Irvine CA 92618	Sampled by:	Ric Vardel / Golan Kfir
		P.O. #:	949-382-9067
		Report Attention:	
		Phone #:	

Sample Description	Date Sampled	Time Sampled	# of bottles	Required Tests	Sample Type	Matrix	Bottle Type	Preserve	Field Data (pH / Temperature) pH: Field Lab
EFF	4-7-22	1301	1	pH, T.Res.Chlorine	Grab	AQ	500ml Plastic	4°C	6.7/26.4
			1	Total Coliform, Fecal Coliform	Grab	AQ	Coli Bottle	4°C, ST	

RECEIVED
APR 07 2022
By

Geotracker EDD:
Logcode: IPCI
Global ID: WDR100000359

	Signature	Print Name (Company)	Date	Time
Relinquished by		E. MORRIS IPC	4-7-22	13:06
Received by		Cindy Martinez	4-7-22	13:06
Relinquished by		Cindy Martinez	4-7-22	2:50
Received by				
Relinquished by				
Received in lab by		APR 07 2022		1450

Sample Received Checklist

Temperature upon receipt:	4°C	
# of bottles agrees with COC?	Yes	No
Samples intact?	Yes	No
Samples properly preserved?	Yes	No
Samples in holding time?	Yes	No

Compliance Monitor

Initial Flow _____

Final Flow _____

Sample Type
Grab
Comp

Matrix
AQ - Water
SO - Soil / Sludge
OT - Other

Bottle Type
P - Plastic
G - Amber Glass
VOA - 40 ml Vial
Coli - bacteria

Preservations
HC - HCl
HS - H_2SO_4
HN - HNO_3
HP - H_3PO_4
OH - NaOH
ST - Sodium Thiosulfate
AA - Ascorbic Acid
Al - $AlCl_3$
Cu - $CuSO_4$

Note: Samples are discarded 30 days after results are reported, unless other arrangements are made.

Rev 2 Effective 5/1/17

PAT-CHEM LABORATORIES
QUALITY ANALYTICAL SERVICES SINCE 1987
1824 1st Street
San Fernando, CA 91340
(818) 639-5300 ph
(818) 639-5306 fx
pat-chem.com

Customer: **Integrated Performance Consultants, Inc.**
9297 Research Drive
Irvine CA, 92618

Attention: Ric Vardel
Report Date: 16-Apr-22 11:09
Subject: (MCC) Daily EFF

Project/P.O.#: (MCC) Daily EFF

Parameter	Method	QC Batch	RL	Prepared	Analyzed	Result	Notes
EFF (Sample I.D.# : 22D0299-01) Collected: 08-Apr-22 By LW of IPC							
Microbiological							
Fecal Coliforms	SM 9221E	AD20810	1.8	08-Apr-22	10-Apr-22	**<1.8 MPN/100 ml**	
Total Coliforms	SM 9221B	AD20810	1.8	08-Apr-22	10-Apr-22	**<1.8 MPN/100 ml**	
Inorganic Constituents							
pH	SM 4500H-B	AD21228	0.1	08-Apr-22	08-Apr-22	**6.6 pH Units**	
Residual Chlorine	SM 4500Cl-G	AD21230	0.05	12-Apr-22	13-Apr-22	**0.11 mg/l**	
EFF (Sample I.D.# : 22D0317-01) Collected: 09-Apr-22 By Customer							
Microbiological							
Fecal Coliforms	SM 9221E	AD20921	1.8	09-Apr-22	11-Apr-22	**<1.8 MPN/100 ml**	
Total Coliforms	SM 9221B	AD20921	1.8	09-Apr-22	11-Apr-22	**<1.8 MPN/100 ml**	
Inorganic Constituents							
pH	SM 4500H-B	AD21228	0.1	09-Apr-22	09-Apr-22	**7.6 pH Units**	
Residual Chlorine	SM 4500Cl-G	AD21230	0.05	12-Apr-22	13-Apr-22	**0.14 mg/l**	
EFF (Sample I.D.# : 22D0322-01) Collected: 10-Apr-22 By Customer							
Microbiological							
Fecal Coliforms	SM 9221E	AD21009	1.8	10-Apr-22	12-Apr-22	**<1.8 MPN/100 ml**	
Total Coliforms	SM 9221B	AD21009	1.8	10-Apr-22	12-Apr-22	**<1.8 MPN/100 ml**	
Inorganic Constituents							
pH	SM 4500H-B	AD21228	0.1	10-Apr-22	10-Apr-22	**7.0 pH Units**	
Residual Chlorine	SM 4500Cl-G	AD21230	0.05	12-Apr-22	13-Apr-22	**0.12 mg/l**	
EFF (Sample I.D.# : 22D0340-01) Collected: 11-Apr-22 By DH of IPC							
Microbiological							
Fecal Coliforms	SM 9221E	AD21125	1.8	11-Apr-22	13-Apr-22	**<1.8 MPN/100 ml**	
Total Coliforms	SM 9221B	AD21125	1.8	11-Apr-22	13-Apr-22	**<1.8 MPN/100 ml**	
Inorganic Constituents							
pH	SM 4500H-B	AD21228	0.1	11-Apr-22	11-Apr-22	**7.9 pH Units**	
Residual Chlorine	SM 4500Cl-G	AD21230	0.05	12-Apr-22	13-Apr-22	**0.11 mg/l**	

Respectfully Submitted,

Stephen Sakai 4/16/2022
Lab Director

PAT-CHEM LABORATORIES
QUALITY ANALYTICAL SERVICES SINCE 1987
1824 1st Street
San Fernando, CA 91340
(818) 639-5300 ph
(818) 639-5306 fx
pat-chem.com

Customer: **Integrated Performance Consultants, Inc.**
9297 Research Drive
Irvine CA, 92618

Attention: Ric Vardel
Report Date: 16-Apr-22 11:09
Subject: (MCC) Daily EFF

Project/P.O.#: (MCC) Daily EFF

Parameter	Method	QC Batch	RL	Prepared	Analyzed	Result	Notes
EFF (Sample I.D.# : 22D0378-01) Collected: 12-Apr-22 By MA of IPC							
Microbiological							
Fecal Coliforms	SM 9221E	AD21229	1.8	12-Apr-22	15-Apr-22	**<1.8 MPN/100 ml**	
Total Coliforms	SM 9221B	AD21229	1.8	12-Apr-22	15-Apr-22	**<1.8 MPN/100 ml**	
Inorganic Constituents							
pH	SM 4500H-B	AD21509	0.1	12-Apr-22	12-Apr-22	**7.6 pH Units**	
Residual Chlorine	SM 4500Cl-G	AD21230	0.05	13-Apr-22	13-Apr-22	**0.17 mg/l**	
EFF (Sample I.D.# : 22D0399-01) Collected: 13-Apr-22 By C.A of IPC							
Microbiological							
Fecal Coliforms	SM 9221E	AD21335	1.8	13-Apr-22	15-Apr-22	**<1.8 MPN/100 ml**	
Total Coliforms	SM 9221B	AD21335	1.8	13-Apr-22	15-Apr-22	**<1.8 MPN/100 ml**	
Inorganic Constituents							
pH	SM 4500H-B	AD21509	0.1	13-Apr-22	13-Apr-22	**7.6 pH Units**	
Residual Chlorine	SM 4500Cl-G	AD21230	0.05	13-Apr-22	13-Apr-22	**0.28 mg/l**	

Notes and Definitions

RL Reporting Limit - The lowest amount of a constituent that can be reliably quantified and reported.

Respectfully Submitted,

Stephen Sakai 4/16/2022
Lab Director

Pat-Chem Laboratories
1824 1st Street
San Fernando, CA 91340

CHAIN OF CUSTODY RECORD

Phone (818) 639-5300
Fax (818) 639-5306

Environmental Sample

Sample I.D.#: 22D0299

Customer:	IPC - Integrated Performance Consultants, Inc. 9297 Research Drive	Project :	(MCC) Daily EFF
Address:	Irvine CA 92618	Sampled by:	LUCK WATSON
		Report Attention:	Ric Vardel / Golan Kfir
P.O. #:	949-382-9067	Phone #:	

Sample Description	Date Sampled	Time Sampled	# of bottles	Required Tests	Sample Type	Matrix	Bottle Type	Preserve	Field Data (pH / Temperature) pH: Field Lab
EFF	4/8/22	11:10	1	pH, T.Res.Chlorine	Grab	AQ	500ml Plastic	4°C	6.6/21.6 °C
" "	" "	" "	1	Total Coliform, Fecal Coliform	Grab	AQ	Coli Bottle	4°C, ST	
Geotracker EDD: Logcode: IPCI Global ID: WDR100000359									

Signature	Print Name (Company)	Date	Time
Relinquished by	LUCK WATSON (SPC)	4/8/22	11:25
Received by	Cindy Martinez	4-8-22	1202
Relinquished by	Cindy Martinez	4-8-22	13:07
Received by			
Relinquished by			
Received in lab by	Alex Walker APR 08 2022		1307

Sample Received Checklist

Temperature upon receipt: 4°C

# of bottles agrees with COC? Yes No

Samples intact? Yes No

Samples properly preserved? Yes No

Samples in holding time? Yes No

Compliance Monitor

Initial Flow _____

Final Flow _____

Sample Type
Grab
Comp

Matrix
AQ - Water
SO -Soil / Sludge
OT - Other

Bottle Type
P - Plastic
G - Amber Glass
VOA - 40 ml Vial
Coli - bacteria

Preservations
HC - HCl
HS - H_2SO_4
HN - HNO_3
HP - H_3PO_4
OH - NaOH
ST - Sodium Thiosulfate
AA - Ascorbic Acid
AI - $AlCl_3$
Cu -$CuSO_4$

Note: Samples are discarded 30 days after results are reported, unless other arrangements are made.

Rev 2 Effective 5/1/17

Pat-Chem Laboratories
1824 1st Street
San Fernando, CA 91340

CHAIN OF CUSTODY RECORD

Phone (818) 639-5300
Fax (818) 639-5306

Environmental Sample

Sample I.D.#: 22D0317

Customer:	IPC - Integrated Performance Consultants, Inc. 9297 Research Drive	**Project :** (MCC) Daily EFF	
Address:	Irvine CA 92618	**Sampled by:** Daniel Huey / Rio Vandel / Golan Kh	**P.O. #:** 949-382-9067
		Report Attention:	**Phone #:**

Sample Description	Date Sampled	Time Sampled	# of bottles	Required Tests	Sample Type	Matrix	Bottle Type	Preserve	Field Data (pH / Temperature) pH: Field Lab
EFF			1	pH, T Res Chlorine	Grab	AQ	500ml Plastic	4°C	
EFF	4/9/22	1000	1	Total Coliform, Fecal Coliform	Grab	AQ	Coli Bottle	4°C, ST	
"	"	"							
Geotracker EDD: Logcode: IPCI Global ID: WDR100000359									

	Signature	Print Name (Company)	Date	Time
Relinquished by	[signature]	Daniel (IPC)	4/9/22	1010
Received by	[signature]	Richard Martinez (Lab)	4/9/22	1010
Relinquished by				
Received by				
Relinquished by				
Received in lab by	[signature]	Richard Martinez (Lab)	4/9/22	1630

Sample Received Checklist

Temperature upon receipt: 4°C
# of bottles agrees with COC? (Yes) No
Samples intact? (Yes) No
Samples properly preserved? (Yes) No
Samples in holding time? (Yes) No

Compliance Monitor

Initial Flow _____
Final Flow _____

Sample Type
Grab
Comp

Matrix
AQ - Water
SO -Soil / Sludge
OT - Other

Bottle Type
P - Plastic
G - Amber Glass
VOA - 40 ml Vial
Coli - bacteria

Preservations
HC - HCl
HS - H_2SO_4
HN - HNO_3
HP - H_3PO_4
OH - NaOH
ST - Sodium Thiosulfate
AA - Ascorbic Acid
Al - $AlCl_3$
Cu -$CuSO_4$

Note: Samples are discarded 30 days after results are reported, unless other arrangements are made.

Rev 2 Effective 5/1/17

Pat-Chem Laboratories
1824 1st Street
San Fernando, CA 91340

CHAIN OF CUSTODY RECORD

Phone (818) 639-5300
Fax (818) 639-5306

Environmental Sample

Sample I.D.#: 22D0322
(MCC) Daily EFF

Customer: IPC - Integrated Performance Consultants, Inc.
Project: -
Address: 9297 Research Drive, Irvine CA 92618
Sampled by: Ric Vardel / Golan Kfir
P.O. #: 949-382-9067
Report Attention:
Phone #:

Sample Description	Date Sampled	Time Sampled	# of bottles	Required Tests	Sample Type	Matrix	Bottle Type	Preserve	Field Data (pH / Temperature) pH: Field / Lab
EFF	4-10-22	910	1	pH, T.Res.Chlorine	Grab	AQ	500ml Plastic	4°C	7.0
	"	"	1	Total Coliform, Fecal Coliform	Grab	AQ	Coli Bottle	4°C, ST	
Geotracker EDD: Logcode: IPCI Global ID: WDR100000359									

Signature	Print Name (Company)	Date	Time
Relinquished by	E. MORRIS IPC	4-10-22	940
Received by	Juan V. (PCL)	4/10/22	10:49
Relinquished by			
Received by			
Relinquished by			
Received in lab by	Juan V. (PCL)	4/10/22	12:16

Sample Received Checklist
Temperature upon receipt: 4°C
# of bottles agrees with COC? Yes No
Samples intact? Yes No
Samples properly preserved? Yes No
Samples in holding time? Yes No

Compliance Monitor
Initial Flow _____
Final Flow _____

Sample Type
Grab
Comp

Matrix
AQ - Water
SO - Soil / Sludge
OT - Other

Bottle Type
P - Plastic
G - Amber Glass
VOA - 40 ml Vial
Coli - bacteria

Preservations
HC - HCl
HS - H_2SO_4
HN - HNO_3
HP - H_3PO_4
OH - NaOH
ST - Sodium Thiosulfate
AA - Ascorbic Acid
Al - $AlCl_3$
Cu - $CuSO_4$

Note: Samples are discarded 30 days after results are reported, unless other arrangements are made.

Rev 2 Effective 5/1/17

Pat-Chem Laboratories
1824 1st Street
San Fernando, CA 91340

CHAIN OF CUSTODY RECORD

Phone (818) 639-5300
Fax (818) 639-5306

Environmental Sample

Sample I.D.#: 22D0340

Customer: IPC - Integrated Performance Consultants, Inc.		Project: (MCC) Daily EFF	
Address: 9297 Research Drive		Sampled by: Daniel Huer	P.O. #:
Irvine CA 92618		Report Attention: Ric Vardel / Golan Kfir	Phone #: 949-382-9067

Sample Description	Date Sampled	Time Sampled	# of bottles	Required Tests	Sample Type	Matrix	Bottle Type	Preserve	Field Data (pH / Temperature) pH: Field Lab
EFF	4/4/22	1125	1	pH, T.Res.Chlorine	Grab	AQ	500ml Plastic	4°C	7.94/15.7°C
"	"	"	1	Total Coliform, Fecal Coliform	Grab	AQ	Coli Bottle	4°C, ST	
Geotracker EDD: Logcode: IPCI Global ID: WDR100000359									

	Signature	Print Name (Company)	Date	Time
Relinquished by	Daniel Huer	Daniel (IPC)	4/4/22	1125
Received by	Marc Santiesteban	MARC SANTIESTEBAN (PCL)	4/11/22	1237
Relinquished by	Marc Santiesteban	MARC SANTIESTEBAN (PCL)	4/11/22	1420
Received by				
Relinquished by				
Received in lab by	Alex Wahnon Jr.	APR 11 2022		1420

Sample Received Checklist

Temperature upon receipt: 4°C

# of bottles agrees with COC? Yes No

Samples intact? Yes No

Samples properly preserved? Yes No

Samples in holding time? Yes No

Compliance Monitor

Initial Flow _____

Final Flow _____

Sample Type
Grab
Comp

Matrix
AQ - Water
SO -Soil / Sludge
OT - Other

Bottle Type
P - Plastic
G - Amber Glass
VOA - 40 ml Vial
Coli - bacteria

Preservations
HC - HCl
HS - H_2SO_4
HN - HNO_3
HP - H_3PO_4
OH - NaOH
ST - Sodium Thiosulfate
AA - Ascorbic Acid
Al - $AlCl_3$
Cu -$CuSO_4$

Note: Samples are discarded 30 days after results are reported, unless other arrangements are made.

Rev 2 Effective 5/1/17

Pat-Chem Laboratories
1824 1st Street
San Fernando, CA 91340

CHAIN OF CUSTODY RECORD

Phone (818) 639-5300
Fax (818) 639-5306

Environmental Sample

Sample I.D.#: 22D0378

Customer:	IPC - Integrated Performance Consultants, Inc.	Project:	(MCC) Daily EFF
Address:	9297 Research Drive	Sampled by:	Mario Aguirre
	Irvine CA 92618	Report Attention:	Ric Vardel / Golan Kfir
P.O. #:		Phone #:	949-382-9067

Sample Description	Date Sampled	Time Sampled	# of bottles	Required Tests	Sample Type	Matrix	Bottle Type	Preserve	Field Data (pH / Temperature) pH: Field Lab
EFF	4/12/22	11:26	1	pH, T.Res.Chlorine	Grab	AQ	500ml Plastic	4°C	
"	"	"	1	Total Coliform, Fecal Coliform	Grab	AQ	Coli Bottle	4°C, ST	

RECEIVED
APR 12 2022
By

Geotracker EDD:
Logcode: IPCI
Global ID: WDR100000359

	Signature	Print Name (Company)	Date	Time
Relinquished by		Mario Aguirre (IPC)	4/12/22	11:30
Received by		Jonathan V. (PCL)	4/12	12:00
Relinquished by		Jonathan V. (PCL)	4/12	13:28
Received by				
Relinquished by				
Received in lab by		APR 12 2022		1328

Sample Received Checklist

Temperature upon receipt: 4°C

# of bottles agrees with COC?	Yes	No
Samples intact?	Yes	No
Samples properly preserved?	Yes	No
Samples in holding time?	Yes	No

Compliance Monitor

Initial Flow _____

Final Flow _____

Sample Type
Grab
Comp

Matrix
AQ - Water
SO - Soil / Sludge
OT - Other

Bottle Type
P - Plastic
G - Amber Glass
VOA - 40 ml Vial
Coli - bacteria

Preservations
HC - HCl
HS - H_2SO_4
HN - HNO_3
HP - H_3PO_4
OH - NaOH
ST - Sodium Thiosulfate
AA - Ascorbic Acid
AI - $AlCl_3$
Cu - $CuSO_4$

Note: Samples are discarded 30 days after results are reported, unless other arrangements are made.

Rev 2 Effective 5/1/17

Pat-Chem Laboratories
1824 1st Street
San Fernando, CA 91340

CHAIN OF CUSTODY RECORD

Phone (818) 639-5300
Fax (818) 639-5306

Environmental Sample

Sample I.D.#: 22D0399

(MCC) Daily EFF

Customer: IPC - Integrated Performance Consultants, Inc.
Address: 9297 Research Drive, Irvine CA 92618
Project:
Sampled by: Carlos Alvarez / Ric Vardel / Golan Kfir
Report Attention:
P.O. #: 949-382-9067
Phone #:

Sample Description	Date Sampled	Time Sampled	# of bottles	Required Tests	Sample Type	Matrix	Bottle Type	Preserve	Field Data (pH / Temperature) pH: Field Lab
EFF	04/13/22	1200	1	pH, T.Res.Chlorine	Grab	AQ	500ml Plastic	4°C	
			1	Total Coliform, Fecal Coliform	Grab	AQ	Coli Bottle	4°C, ST	

RECEIVED APR 13 2022 By

Geotracker EDD:
Logcode: IPCI
Global ID: WDR100000359

	Signature	Print Name (Company)	Date	Time
Relinquished by		Carlos Alvarez (IPC)	04/13/22	1205
Received by		Jonathan V. (PC)	4/13	1205
Relinquished by		Jonathan V. (PC)	4/13	1314
Received by				
Relinquished by				
Received in lab by		APR 13 2022		1314

Sample Received Checklist

Temperature upon receipt: 4°C
# of bottles agrees with COC? Yes No
Samples intact? Yes No
Samples properly preserved? Yes No
Samples in holding time? Yes No

Compliance Monitor

Initial Flow _____
Final Flow _____

Sample Type
Grab
Comp

Matrix
AQ - Water
SO - Soil / Sludge
OT - Other

Bottle Type
P - Plastic
G - Amber Glass
VOA - 40 ml Vial
Coli - bacteria

Preservations
HC - HCl
HS - H_2SO_4
HN - HNO_3
HP - H_3PO_4
OH - NaOH
ST - Sodium Thiosulfate
AA - Ascorbic Acid
Al - $AlCl_3$
Cu - $CuSO_4$

Note: Samples are discarded 30 days after results are reported, unless other arrangements are made.

Rev 2 Effective 5/1/17

PAT-CHEM LABORATORIES
QUALITY ANALYTICAL SERVICES SINCE 1987
1824 1st Street
San Fernando, CA 91340
(818) 639-5300 ph
(818) 639-5306 fx
pat-chem.com

Customer: **Integrated Performance Consultants, Inc.**
9297 Research Drive
Irvine CA, 92618

Attention: Ric Vardel
Report Date: 28-Apr-22 14:04
Subject: (MCC) Daily EFF

Project/P.O.#: (MCC) Daily EFF

Parameter	Method	QC Batch	RL	Prepared	Analyzed	Result	Notes
EFF (Sample I.D.# : 22D0445-01) Collected: 14-Apr-22 By GK of IPC							
Microbiological							
Fecal Coliforms	SM 9221E	AD21418	1.8	14-Apr-22	16-Apr-22	**<1.8 MPN/100 ml**	
Total Coliforms	SM 9221B	AD21418	1.8	14-Apr-22	16-Apr-22	**<1.8 MPN/100 ml**	
Inorganic Constituents							
pH	SM 4500H-B	AD21509	0.1	15-Apr-22	15-Apr-22	**7.9 pH Units**	
Residual Chlorine	SM 4500Cl-G	AD21424	0.05	14-Apr-22	14-Apr-22	**0.10 mg/l**	
EFF (Sample I.D.# : 22D0482-01) Collected: 15-Apr-22 By Kyle Vardel of IPC							
Microbiological							
Fecal Coliforms	SM 9221E	AD21508	1.8	15-Apr-22	17-Apr-22	**<1.8 MPN/100 ml**	
Total Coliforms	SM 9221B	AD21508	1.8	15-Apr-22	17-Apr-22	**<1.8 MPN/100 ml**	
Inorganic Constituents							
pH	SM 4500H-B	AD21927	0.1	15-Apr-22	15-Apr-22	**8.2 pH Units**	
Residual Chlorine	SM 4500Cl-G	AD21514	0.05	15-Apr-22	15-Apr-22	**0.09 mg/l**	
EFF (Sample I.D.# : 22D0495-01) Collected: 16-Apr-22 By Kyle Vardel of IPC							
Microbiological							
Fecal Coliforms	SM 9221E	AD21619	1.8	16-Apr-22	19-Apr-22	**<1.8 MPN/100 ml**	
Total Coliforms	SM 9221B	AD21619	1.8	16-Apr-22	19-Apr-22	**<1.8 MPN/100 ml**	
Inorganic Constituents							
pH	SM 4500H-B	AD21927	0.1	16-Apr-22	16-Apr-22	**7.6 pH Units**	
Residual Chlorine	SM 4500Cl-G	AD22020	0.05	20-Apr-22	20-Apr-22	**0.10 mg/l**	
EFF (Sample I.D.# : 22D0500-01) Collected: 17-Apr-22 By em of IPC							
Microbiological							
Fecal Coliforms	SM 9221E	AD21719	1.8	17-Apr-22	19-Apr-22	**<1.8 MPN/100 ml**	
Total Coliforms	SM 9221B	AD21719	1.8	17-Apr-22	19-Apr-22	**<1.8 MPN/100 ml**	
Inorganic Constituents							
pH	SM 4500H-B	AD21927	0.1	17-Apr-22	17-Apr-22	**7.0 pH Units**	
Residual Chlorine	SM 4500Cl-G	AD22020	0.05	20-Apr-22	20-Apr-22	**0.10 mg/l**	

Respectfully Submitted,

Stephen Sakai 4/28/2022
Lab Director

PAT-CHEM LABORATORIES
QUALITY ANALYTICAL SERVICES SINCE 1987
1824 1st Street
San Fernando, CA 91340
(818) 639-5300 ph
(818) 639-5306 fx
pat-chem.com

Customer: **Integrated Performance Consultants, Inc.**
9297 Research Drive
Irvine CA, 92618

Attention: Ric Vardel
Report Date: 28-Apr-22 14:04
Subject: (MCC) Daily EFF

Project/P.O.#: (MCC) Daily EFF

Parameter	Method	QC Batch	RL	Prepared	Analyzed	Result	Notes
EFF (Sample I.D.# : 22D0513-01) Collected: 18-Apr-22 By DH of IPC							
Microbiological							
Fecal Coliforms	SM 9221E	AD21819	1.8	18-Apr-22	20-Apr-22	**<1.8 MPN/100 ml**	
Total Coliforms	SM 9221B	AD21819	1.8	18-Apr-22	20-Apr-22	**<1.8 MPN/100 ml**	
Inorganic Constituents							
pH	SM 4500H-B	AD21927	0.1	18-Apr-22	18-Apr-22	**7.6 pH Units**	
Residual Chlorine	SM 4500Cl-G	AD22020	0.05	20-Apr-22	20-Apr-22	**0.12 mg/l**	
EFF (Sample I.D.# : 22D0551-01) Collected: 19-Apr-22 By MA of IPC							
Microbiological							
Fecal Coliforms	SM 9221E	AD21928	1.8	19-Apr-22	22-Apr-22	**<1.8 MPN/100 ml**	
Total Coliforms	SM 9221B	AD21928	1.8	19-Apr-22	22-Apr-22	**<1.8 MPN/100 ml**	
Inorganic Constituents							
pH	SM 4500H-B	AD22539	0.1	19-Apr-22	19-Apr-22	**7.3 pH Units**	
Residual Chlorine	SM 4500Cl-G	AD22020	0.05	20-Apr-22	20-Apr-22	**0.11 mg/l**	
EFF (Sample I.D.# : 22D0596-01) Collected: 20-Apr-22 By CA of IPC							
Microbiological							
Fecal Coliforms	SM 9221E	AD22025	1.8	20-Apr-22	22-Apr-22	**<1.8 MPN/100 ml**	
Total Coliforms	SM 9221B	AD22025	1.8	20-Apr-22	22-Apr-22	**<1.8 MPN/100 ml**	
Inorganic Constituents							
pH	SM 4500H-B	AD22539	0.1	20-Apr-22	20-Apr-22	**6.9 pH Units**	
Residual Chlorine	SM 4500Cl-G	AD22110	0.05	21-Apr-22	22-Apr-22	**0.10 mg/l**	
EFF (Sample I.D.# : 22D0618-01) Collected: 21-Apr-22 By KV of IPC							
Microbiological							
Fecal Coliforms	SM 9221E	AD22108	1.8	21-Apr-22	23-Apr-22	**<1.8 MPN/100 ml**	
Total Coliforms	SM 9221B	AD22108	1.8	21-Apr-22	23-Apr-22	**<1.8 MPN/100 ml**	
Inorganic Constituents							
pH	SM 4500H-B	AD22539	0.1	21-Apr-22	21-Apr-22	**7.9 pH Units**	
Residual Chlorine	SM 4500Cl-G	AD22538	0.05	25-Apr-22	26-Apr-22	**0.08 mg/l**	

Respectfully Submitted,

Stephen Sakai 4/28/2022
Lab Director

PAT-CHEM LABORATORIES
QUALITY ANALYTICAL SERVICES SINCE 1987
1824 1st Street
San Fernando, CA 91340
(818) 639-5300 ph
(818) 639-5306 fx
pat-chem.com

Customer: **Integrated Performance Consultants, Inc.**
9297 Research Drive
Irvine CA, 92618

Attention: Ric Vardel
Report Date: 28-Apr-22 14:04
Subject: (MCC) Daily EFF

Project/P.O.#: (MCC) Daily EFF

Parameter	Method	QC Batch	RL	Prepared	Analyzed	Result	Notes
EFF (Sample I.D.# : 22D0640-01) Collected: 22-Apr-22 By JA of IPC							
Microbiological							
Fecal Coliforms	SM 9221E	AD22207	1.8	22-Apr-22	24-Apr-22	**<1.8 MPN/100 ml**	
Total Coliforms	SM 9221B	AD22207	1.8	22-Apr-22	24-Apr-22	**<1.8 MPN/100 ml**	
Inorganic Constituents							
pH	SM 4500H-B	AD22539	0.1	22-Apr-22	22-Apr-22	**7.1 pH Units**	
Residual Chlorine	SM 4500Cl-G	AD22538	0.05	25-Apr-22	26-Apr-22	**0.16 mg/l**	
EFF (Sample I.D.# : 22D0650-01) Collected: 23-Apr-22 By JA of IPC							
Microbiological							
Fecal Coliforms	SM 9221E	AD22323	1.8	23-Apr-22	25-Apr-22	**<1.8 MPN/100 ml**	
Total Coliforms	SM 9221B	AD22323	1.8	23-Apr-22	25-Apr-22	**<1.8 MPN/100 ml**	
Inorganic Constituents							
pH	SM 4500H-B	AD22539	0.1	23-Apr-22	23-Apr-22	**7.5 pH Units**	
Residual Chlorine	SM 4500Cl-G	AD22538	0.05	25-Apr-22	26-Apr-22	**0.12 mg/l**	
EFF (Sample I.D.# : 22D0655-01) Collected: 24-Apr-22 By jv of PCL							
Microbiological							
Fecal Coliforms	SM 9221E	AD22421	1.8	24-Apr-22	26-Apr-22	**<1.8 MPN/100 ml**	
Total Coliforms	SM 9221B	AD22421	1.8	24-Apr-22	26-Apr-22	**<1.8 MPN/100 ml**	
Inorganic Constituents							
pH	SM 4500H-B	AD22539	0.1	24-Apr-22	24-Apr-22	**7.8 pH Units**	
Residual Chlorine	SM 4500Cl-G	AD22538	0.05	25-Apr-22	26-Apr-22	**0.14 mg/l**	

Respectfully Submitted,

Stephen Sakai 4/28/2022
Lab Director

PAT-CHEM
LABORATORIES

QUALITY ANALYTICAL SERVICES SINCE 1987

1824 1st Street
San Fernando, CA 91340
(818) 639-5300 ph
(818) 639-5306 fx
pat-chem.com

Customer: **Integrated Performance Consultants, Inc.**
9297 Research Drive
Irvine CA, 92618

Attention: Ric Vardel
Report Date: 28-Apr-22 14:04
Subject: (MCC) Daily EFF

Project/P.O.#: (MCC) Daily EFF

Notes and Definitions

RL Reporting Limit - The lowest amount of a constituent that can be reliably quantified and reported.

Respectfully Submitted,

Stephen Sakai 4/28/2022
Lab Director

Pat-Chem Laboratories
1824 1st Street
San Fernando, CA 91340

CHAIN OF CUSTODY RECORD

Phone (818) 639-5300
Fax (818) 639-5306

Environmental Sample

Sample I.D.#: 22D0445

Customer:	IPC - Integrated Performance Consultants, Inc. 9297 Research Drive	Project :	(MCC) Daily EFF
Address:	Irvine CA 92618	Sampled by:	Golan Kfir Ric Vardel / Golan Kfir
P.O. #:	949-382-9067	Report Attention:	
Phone #:			

Sample Description	Date Sampled	Time Sampled	# of bottles	Required Tests	Sample Type	Matrix	Bottle Type	Preserve	Field Data (pH / Temperature) pH: Field Lab
EFF			1	pH, T.Res.Chlorine	Grab	AQ	500ml Plastic	4°C	
	4/14/22	12:00	1	Total Coliform, Fecal Coliform	Grab	AQ	Coli Bottle	4°C, ST	7.98/19.7°C
	"	"							
Geotracker EDD. Logcode: IPCI Global ID: WDR100000359									

RECEIVED
APR 14 2022
By

Signature	Print Name (Company)	Date	Time
Relinquished by: Gk	Golan IPC	4/14/22	1345
Received by:	MARIO SANTIESTEBAN (PCL)	4/14/22	1345
Relinquished by:	MARIO SANTIESTEBAN (PCL)	4/14/22	1645
Received by:			
Relinquished by:			
Received in lab by:	APR 14 2022		1645

Sample Received Checklist

Temperature upon receipt: 4°C

# of bottles agrees with COC?	Yes	No
Samples intact?	Yes	No
Samples properly preserved?	Yes	No
Samples in holding time?	Yes	No

Compliance Monitor

Initial Flow _____

Final Flow _____

Sample Type
Grab
Comp

Matrix
AQ - Water
SO -Soil / Sludge
OT - Other

Bottle Type
P - Plastic
G - Amber Glass
VOA - 40 ml Vial
Coli - bacteria

Preservations
HC - HCl
HS - H_2SO_4
HN - HNO_3
HP - H_3PO_4
OH - NaOH
ST - Sodium Thiosulfate
AA - Ascorbic Acid
Al - $AlCl_3$
Cu -$CuSO_4$

Note: Samples are discarded 30 days after results are reported, unless other arrangements are made.

Rev 2 Effective 5/1/17

Pat-Chem Laboratories
1824 1st Street
San Fernando, CA 91340

CHAIN OF CUSTODY RECORD

Phone (818) 639-5300
Fax (818) 639-5306

Environmental Sample

Sample I.D.#: 22D0482

Customer:	IPC - Integrated Performance Consultants, Inc.	Project :	(MCC) Daily EFF
Address:	9297 Research Drive	Sampled by: Kyle Vardel	P.O. #:
	Irvine CA 92618	Report Attention: Ric Vardel / Golan Kfir	Phone #: 949-382-9067

Sample Description	Date Sampled	Time Sampled	# of bottles	Required Tests	Sample Type	Matrix	Bottle Type	Preserve	Field Data (pH / Temperature) pH: Field Lab
EFF	4/15/22	1105	1	pH, T.Res.Chlorine	Grab	AQ	500ml Plastic	4°C	8.23 / 18.3
			1	Total Coliform, Fecal Coliform	Grab	AQ	Coli Bottle	4°C, ST	
Geotracker EDD:									
Logcode: IPCI									
Global ID: WDR100000359									

RECEIVED APR 15 2022 By

	Signature	Print Name (Company)	Date	Time
Relinquished by		Kyle Vardel (IPC)	4/15/22	1110
Received by		MARIO SANTIESTEBAN (PCL)	4/15/22	1323
Relinquished by		MARIO SANTIESTEBAN (PCL)	4/15/22	1445
Received by				
Relinquished by				
Received in lab by		APR 15 2022		1445

Note: Samples are discarded 30 days after results are reported, unless other arrangements are made.

Sample Received Checklist

Temperature upon receipt: 4°C

# of bottles agrees with COC? Yes No

Samples intact? Yes No

Samples properly preserved? Yes No

Samples in holding time? Yes No

Compliance Monitor

Initial Flow _____

Final Flow _____

Sample Type
Grab
Comp

Matrix
AQ - Water
SO - Soil / Sludge
OT - Other

Bottle Type
P - Plastic
G - Amber Glass
VOA - 40 ml Vial
Coli - bacteria

Preservations
HC - HCl
HS - H_2SO_4
HN - HNO_3
HP - H_3PO_4
OH - NaOH
ST - Sodium Thiosulfate
AA - Ascorbic Acid
Al - $AlCl_3$
Cu - $CuSO_4$

Rev 2 Effective 5/1/17

Pat-Chem Laboratories
1824 1st Street
San Fernando, CA 91340

CHAIN OF CUSTODY RECORD

Phone (818) 639-5300
Fax (818) 639-5306

Environmental Sample

Sample I.D.#: 22D0495

Customer:	IPC - Integrated Performance Consultants, Inc.	**Project :**	(MCC) Daily EFF
Address:	9297 Research Drive	**Sampled by:**	Kyle Vardel
	Irvine CA 92618	**Report Attention:**	Ric Vardel / Golan Kfir
		P.O. #:	
		Phone #:	949-382-9067

Sample Description	Date Sampled	Time Sampled	# of bottles	Required Tests	Sample Type	Matrix	Bottle Type	Preserve	Field Data (pH / Temperature) pH: Field Lab
EFF	4/16/22	1010	1	pH, T.Res.Chlorine	Grab	AQ	500ml Plastic	4°C	
			1	Total Coliform, Fecal Coliform	Grab	AQ	Coli Bottle	4°C, ST	
Geotracker EDD:									
Logcode: IPCI									
Global ID: WDR100000359									

	Signature	Print Name (Company)	Date	Time
Relinquished by	[signature]	Kyle Vardel (IPC)	4/16/22	1015
Received by	[signature]	Richard Martinez	4/16/22	1015
Relinquished by				
Received by				
Relinquished by				
Received in lab by	[signature]	Richard Martinez (RG)	4/16/22	1600

Sample Received Checklist

Temperature upon receipt: 4°C

# of bottles agrees with COC? (Yes) No

Samples intact? (Yes) No

Samples properly preserved? (Yes) No

Samples in holding time? (Yes) No

Compliance Monitor

Initial Flow _____

Final Flow _____

Sample Type
Grab
Comp

Matrix
AQ - Water
SO - Soil / Sludge
OT - Other

Bottle Type
P - Plastic
G - Amber Glass
VOA - 40 ml Vial
Coli - bacteria

Preservations
HC - HCl
HS - H_2SO_4
HN - HNO_3
HP - H_3PO_4
OH - NaOH
ST - Sodium Thiosulfate
AA - Ascorbic Acid
Al - $AlCl_3$
Cu - $CuSO_4$

Note: Samples are discarded 30 days after results are reported, unless other arrangements are made.

Rev 2 Effective 5/1/17

Pat-Chem Laboratories
1824 1st Street
San Fernando, CA 91340

CHAIN OF CUSTODY RECORD

Phone (818) 639-5300
Fax (818) 639-5306

Environmental Sample

Sample I.D.#: 22D0500

Customer: IPC - Integrated Performance Consultants, Inc. 9297 Research Drive		Project: (MCC) Daily EFF	
Address: Irvine CA 92618	Sampled by: Ric Verdel / Golan Kfir		P.O. #: 949-382-9067
	Report Attention:		Phone #:

Sample Description	Date Sampled	Time Sampled	# of bottles	Required Tests	Sample Type	Matrix	Bottle Type	Preserve	Field Data (pH / Temperature) pH: Field Lab
EFF	4-17-22	9:00	1	pH, T.Res.Chlorine	Grab	AQ	500ml Plastic	4°C	7.0
			1	Total Coliform, Fecal Coliform	Grab	AQ	Coli Bottle	4°C, ST	
Geotracker EDD: Logcode: IPCI Global ID: WDR100000359									

	Signature	Print Name (Company)	Date	Time
Relinquished by		E. MORRIS IPC	4-17-22	910
Received by		Juan V. (PCL)	4-17-22	9:28
Relinquished by				
Received by				
Relinquished by				
Received in lab by		Juan Vasquez (PCL)	4/17/22	10:50

Sample Received Checklist

Temperature upon receipt: 4°C

# of bottles agrees with COC? Yes No

Samples intact? Yes No

Samples properly preserved? Yes No

Samples in holding time? Yes No

Compliance Monitor

Initial Flow _____

Final Flow _____

Sample Type
Grab
Comp

Matrix
AQ - Water
SO - Soil / Sludge
OT - Other

Bottle Type
P - Plastic
G - Amber Glass
VOA - 40 ml Vial
Coli - bacteria

Preservations
HC - HCl
HS - H_2SO_4
HN - HNO_3
HP - H_3PO_4
OH - NaOH
ST - Sodium Thiosulfate
AA - Ascorbic Acid
Al - $AlCl_3$
Cu - $CuSO_4$

Note: Samples are discarded 30 days after results are reported, unless other arrangements are made.

Rev 2 Effective 5/1/17

Pat-Chem Laboratories
1824 1st Street
San Fernando, CA 91340

CHAIN OF CUSTODY RECORD

Phone (818) 639-5300
Fax (818) 639-5306

Environmental Sample

Sample I.D.#: 22D0513

Customer:	IPC - Integrated Performance Consultants, Inc.	Project :	(MCC) Daily EFF
Address:	9297 Research Drive	Sampled by:	Daniel Huey
	Irvine CA 92618	Report Attention:	Ric Vardel / Golan Kfir
P.O. #:		Phone #:	949-382-9067

Sample Description	Date Sampled	Time Sampled	# of bottles	Required Tests	Sample Type	Matrix	Bottle Type	Preserve	Field Data (pH / Temperature) pH: (Field) Lab
EFF	4/18/22	1135	1	pH, T.Res.Chlorine	Grab	AQ	500ml Plastic	4°C	7.55/20.4°C
"	"	"	1	Total Coliform, Fecal Coliform	Grab	AQ	Coli Bottle	4°C, ST	

RECEIVED
APR 18 2022
By

Geotracker EDD:
Logcode: IPCI
Global ID: WDR100000359

	Signature	Print Name (Company)	Date	Time
Relinquished by		Daniel (IPC)	4/18/22	1145
Received by		Armando Olmos (PCL)	4/18/22	12:45
Relinquished by		Armando Olmos (PCL)	4/18/22	14:30
Received by				
Relinquished by				
Received in lab by		APR 18 2022		1430

Sample Received Checklist

Temperature upon receipt: 4°C
# of bottles agrees with COC? Yes No
Samples intact? Yes No
Samples properly preserved? Yes No
Samples in holding time? Yes No

Compliance Monitor

Initial Flow _____
Final Flow _____

Sample Type
Grab
Comp

Matrix
AQ - Water
SO -Soil / Sludge
OT - Other

Bottle Type
P - Plastic
G - Amber Glass
VOA - 40 ml Vial
Coli - bacteria

Preservations
HC - HCl
HS - H_2SO_4
HN - HNO_3
HP - H_3PO_4
OH - NaOH
ST - Sodium Thiosulfate
AA - Ascorbic Acid
Al - $AlCl_3$
Cu -$CuSO_4$

Note: Samples are discarded 30 days after results are reported, unless other arrangements are made.

Rev 2 Effective 5/1/17

Pat-Chem Laboratories
1824 1st Street
San Fernando, CA 91340

CHAIN OF CUSTODY RECORD

Phone (818) 639-5300
Fax (818) 639-5306

Environmental Sample

Sample I.D.#: 22D0551

Customer: IPC - Integrated Performance Consultants, Inc.		Project: **(MCC) Daily EFF**	
Address: 9297 Research Drive		Sampled by: Marie Aguirre	P.O. #:
Irvine CA 92618		Report Attention: Ric Vardell / Golan Kfir	Phone #: 949-382-9067

Sample Description	Date Sampled	Time Sampled	# of bottles	Required Tests	Sample Type	Matrix	Bottle Type	Preserve	Field Data (pH / Temperature) pH: (Field) Lab
EFF	4/19/22	11:37	1	pH, T.Res.Chlorine	Grab	AQ	500ml Plastic	4°C	7.31/25.6C
"	"	"	1	Total Coliform, Fecal Coliform	Grab	AQ	Coli Bottle	4°C, ST	
Geotracker EDD:									
Logcode: IPCI									
Global ID: WDR100000359									

RECEIVED
APR 19 2022
By

	Signature	Print Name (Company)	Date	Time
Relinquished by		Marie Aguirre (IPC)	4/19/22	11:43
Received by		Armando Olmos (PCL)	4/19/22	12:30
Relinquished by		Armando Olmos (PCL)	4/19/22	14:30
Received by				
Relinquished by				
Received in lab by		APR 19 2022		1430

Sample Received Checklist

Temperature upon receipt: 4.6

# of bottles agrees with COC? Yes No

Samples intact? Yes No

Samples properly preserved? Yes No

Samples in holding time? Yes No

Compliance Monitor

Initial Flow _____

Final Flow _____

Sample Type
Grab
Comp

Matrix
AQ - Water
SO - Soil / Sludge
OT - Other

Bottle Type
P - Plastic
G - Amber Glass
VOA - 40 ml Vial
Coli - bacteria

Preservations
HC - HCl
HS - H_2SO_4
HN - HNO_3
HP - H_3PO_4
OH - NaOH
ST - Sodium Thiosulfate
AA - Ascorbic Acid
AI - $AlCl_3$
Cu - $CuSO_4$

Note: Samples are discarded 30 days after results are reported, unless other arrangements are made.

Rev 2 Effective 5/1/17

Pat-Chem Laboratories
1824 1st Street
San Fernando, CA 91340

CHAIN OF CUSTODY RECORD

Phone (818) 639-5300
Fax (818) 639-5306

Environmental Sample

Sample I.D.#: 22D0596

Customer: IPC - Integrated Performance Consultants, Inc.
Project: **(MCC) Daily EFF**
Address: 9297 Research Drive
Irvine CA 92618
Sampled by: Carlos Alvarez
Report Attention: Ric Vardel / Golan Kfir
P.O. #:
Phone #: 949-382-9067

Sample Description	Date Sampled	Time Sampled	# of bottles	Required Tests	Sample Type	Matrix	Bottle Type	Preserve	Field Data (pH / Temperature) pH: Field Lab
EFF	04/20/22	1130	1	pH, T.Res.Chlorine	Grab	AQ	500ml Plastic	4°C	6.9 / 11.0 °C
			1	Total Coliform, Fecal Coliform	Grab	AQ	Coli Bottle	4°C, ST	
Geotracker EDD: Logcode: IPCI Global ID: WDR100000359									

RECEIVED APR 20 2022 By Alex Valle Jr.

	Signature	Print Name (Company)	Date	Time
Relinquished by		Carlos Alvarez (IPC)	04/20/22	1140
Received by		Cindy Marcy	4.20.22	2:05
Relinquished by		Cindy Marcy	4.20.22	15:28
Received by				
Relinquished by				
Received in lab by	Alex Valle Jr.	APR 20 2022		1528

Sample Received Checklist

Temperature upon receipt: 4°C
# of bottles agrees with COC? Yes No
Samples intact? Yes No
Samples properly preserved? Yes No
Samples in holding time? Yes No

Compliance Monitor

Initial Flow _____
Final Flow _____

Sample Type
Grab
Comp

Matrix
AQ - Water
SO - Soil / Sludge
OT - Other

Bottle Type
P - Plastic
G - Amber Glass
VOA - 40 ml Vial
Coli - bacteria

Preservations
HC - HCl
HS - H_2SO_4
HN - HNO_3
HP - H_3PO_4
OH - NaOH
ST - Sodium Thiosulfate
AA - Ascorbic Acid
Al - $AlCl_3$
Cu - $CuSO_4$

Note: Samples are discarded 30 days after results are reported, unless other arrangements are made.

Rev 2 Effective 5/1/17

Pat-Chem Laboratories
1824 1st Street
San Fernando, CA 91340

CHAIN OF CUSTODY RECORD

Phone (818) 639-5300
Fax (818) 639-5306

Environmental Sample

Sample I.D.#: 22D0618

Customer: IPC - Integrated Performance Consultants, Inc.
Address: 9297 Research Drive, Irvine CA 92618
Project: (MCC) Daily EFF
Sampled by: Kyle Vardel
Report Attention: Ric Vardel / Golan Kfir
P.O. #: 949-382-9067
Phone #:

Sample Description	Date Sampled	Time Sampled	# of bottles	Required Tests	Sample Type	Matrix	Bottle Type	Preserve	Field Data (pH / Temperature) pH: Field Lab
EFF	4/21/22	1348	1	pH, T.Res.Chlorine	Grab	AQ	500ml Plastic	4°C	7.94/21.4
			1	Total Coliform, Fecal Coliform	Grab	AQ	Coli Bottle	4°C, ST	

RECEIVED APR 21 2022 BY

Geotracker EDD:
Logcode: IPCI
Global ID: WDR100000359

	Signature	Print Name (Company)	Date	Time
Relinquished by		Kyle Vardel (IPC)	4/21/22	1350
Received by		MARIO SANTIESTEBAN (PCL)	4/21/22	1350
Relinquished by		MARIO SANTIESTEBAN (PCL)	4/21/22	1635
Received by				
Relinquished by				
Received in lab by		APR 21 2022		1635

Sample Received Checklist

Temperature upon receipt: 4.6
# of bottles agrees with COC? Yes No
Samples intact? Yes No
Samples properly preserved? Yes No
Samples in holding time? Yes No

Compliance Monitor

Initial Flow _____
Final Flow _____

Sample Type
Grab
Comp

Matrix
AQ - Water
SO - Soil / Sludge
OT - Other

Bottle Type
P - Plastic
G - Amber Glass
VOA - 40 ml Vial
Coli - bacteria

Preservations
HC - HCl
HS - H_2SO_4
HN - HNO_3
HP - H_3PO_4
OH - NaOH
ST - Sodium Thiosulfate
AA - Ascorbic Acid
AI - $AlCl_3$
Cu - $CuSO_4$

Note: Samples are discarded 30 days after results are reported, unless other arrangements are made.

Rev 2 Effective 5/1/17

Pat-Chem Laboratories
1824 1st Street
San Fernando, CA 91340

CHAIN OF CUSTODY RECORD

Phone (818) 639-5300
Fax (818) 639-5306

Environmental Sample

Sample I.D.#: 22D0648

Customer: IPC - Integrated Performance Consultants, Inc.
9297 Research Drive

Project: (MCC) Daily EFF

Address: Irvine CA 92618

Sampled by: Jesus Avalos
Ric Vardel / Golan Kfir

P.O. #: 949-382-9067

Report Attention:

Phone #:

Sample Description	Date Sampled	Time Sampled	# of bottles	Required Tests	Sample Type	Matrix	Bottle Type	Preserve	Field Data (pH / Temperature) pH: Field Lab
EFF			1	pH, T.Res.Chlorine	Grab	AQ	500ml Plastic	4°C	7.08/17.8
"	4/22/22	11:50	1	Total Coliform, Fecal Coliform	Grab	AQ	Coli Bottle	4°C, ST	
" "	" "								

RECEIVED
APR 22 2022
By

Geotracker EDD:
Logcode: IPCI
Global ID: WDR100000359

Signature	Print Name (Company)	Date	Time
Relinquished by: Jesus Avalos	Jesus Avalos (IPC)	4/22/22	12:00
Received by:	MARIO SANTIESTEBAN (PCL)	4/22/22	1320
Relinquished by:	MARIO SANTIESTEBAN (PCL)	4/22/22	1505
Received by:			
Relinquished by:			
Received in lab by:	APR 22 2022		1505

Sample Received Checklist

Temperature upon receipt: 4°C

# of bottles agrees with COC? Yes No

Samples intact? Yes No

Samples properly preserved? Yes No

Samples in holding time? Yes No

Compliance Monitor

Initial Flow _____

Final Flow _____

Sample Type
Grab
Comp

Matrix
AQ - Water
SO - Soil / Sludge
OT - Other

Bottle Type
P - Plastic
G - Amber Glass
VOA - 40 ml Vial
Coli - bacteria

Preservations
HC - HCl
HS - H_2SO_4
HN - HNO_3
HP - H_3PO_4
OH - NaOH
ST - Sodium Thiosulfate
AA - Ascorbic Acid
AI - $AlCl_3$
Cu - $CuSO_4$

Note: Samples are discarded 30 days after results are reported, unless other arrangements are made.

Rev 2 Effective 5/1/17

Pat-Chem Laboratories
1824 1st Street
San Fernando, CA 91340

CHAIN OF CUSTODY RECORD

Phone (818) 639-5300
Fax (818) 639-5306

Environmental Sample

Sample I.D.#: 22D0650

Customer: IPC - Integrated Performance Consultants, Inc.
9297 Research Drive

Project: (MCC) Daily EFF

Address: Irvine CA 92618

Sampled by: Jesus Acules

Report Attention: Ric Vardel / Golan Kfir

P.O. #: 949-382-9067

Phone #:

Sample Description	Date Sampled	Time Sampled	# of bottles	Required Tests	Sample Type	Matrix	Bottle Type	Preserve	Field Data (pH / Temperature) pH: Field Lab
EFF	4/23/22	11:50	1	pH, T.Res.Chlorine	Grab	AQ	500ml Plastic	4°C	
			1	Total Coliform, Fecal Coliform	Grab	AQ	Coli Bottle	4°C, ST	
//	//	//							
Geotracker EDD: Logcode: IPCI Global ID: WDR100000359									

Signature	Print Name (Company)	Date	Time
Relinquished by: Jesus Acules	Jesus Acules (IPC)	4/23/22	11:55
Received by:	Richard Martinez (Pd)	4/23/22	1155
Relinquished by:			
Received by:			
Relinquished by:			
Received in lab by:	Richard Martinez (Pd)	4/23/22	1740

Sample Received Checklist

Temperature upon receipt: 4°C
# of bottles agrees with COC? (Yes) No
Samples intact? (Yes) No
Samples properly preserved? (Yes) No
Samples in holding time? (Yes) No

Compliance Monitor

Initial Flow _____
Final Flow _____

Sample Type
Grab
Comp

Matrix
AQ - Water
SO - Soil / Sludge
OT - Other

Bottle Type
P - Plastic
G - Amber Glass
VOA - 40 ml Vial
Coli - bacteria

Preservations
HC - HCl
HS - H_2SO_4
HN - HNO_3
HP - H_3PO_4
OH - NaOH
ST - Sodium Thiosulfate
AA - Ascorbic Acid
Al - $AlCl_3$
Cu - $CuSO_4$

Note: Samples are discarded 30 days after results are reported, unless other arrangements are made.

Rev 2 Effective 5/1/17

Pat-Chem Laboratories
1824 1st Street
San Fernando, CA 91340

CHAIN OF CUSTODY RECORD

Phone (818) 639-5300
Fax (818) 639-5306

Environmental Sample

Sample I.D.#: 22D0655

Customer: IPC - Integrated Performance Consultants, Inc.
Project: (MCC) Daily EFF
Address: 9297 Research Drive
Irvine CA 92618
Sampled by:
P.O. #:
Report Attention: Ric Vardel / Golan Kfir
Phone #: 949-382-9067

Sample Description	Date Sampled	Time Sampled	# of bottles	Required Tests	Sample Type	Matrix	Bottle Type	Preserve	Field Data (pH / Temperature) pH: Field Lab
EFF	4-24-22	905	1	pH, T.Res.Chlorine	Grab	AQ	500ml Plastic	4°C	7.8/10.6°C
	↓	↓	1	Total Coliform, Fecal Coliform	Grab	AQ	Coli Bottle	4°C, ST	
Geotracker EDD:									
Logcode: IPCI									
Global ID: WDR100000359									

	Signature	Print Name (Company)	Date	Time
Relinquished by		E. MORRIS IPC	4-24-22	918
Received by		Juan Vasquez (PCL)	4/24/22	11:46
Relinquished by		Juan V. (PCL)	4/24/22	13:36
Received by				
Relinquished by				
Received in lab by		Juan V (PCL)	4/24/22	1338

Sample Received Checklist

Temperature upon receipt: 4°C
# of bottles agrees with COC? Yes No
Samples intact? Yes No
Samples properly preserved? Yes No
Samples in holding time? Yes No

Compliance Monitor

Initial Flow _____
Final Flow _____

Sample Type
Grab
Comp

Matrix
AQ - Water
SO - Soil / Sludge
OT - Other

Bottle Type
P - Plastic
G - Amber Glass
VOA - 40 ml Vial
Coli - bacteria

Preservations
HC - HCl
HS - H_2SO_4
HN - HNO_3
HP - H_3PO_4
OH - NaOH
ST - Sodium Thiosulfate
AA - Ascorbic Acid
Al - $AlCl_3$
Cu - $CuSO_4$

Note: Samples are discarded 30 days after results are reported, unless other arrangements are made.

Rev 2 Effective 5/1/17

PAT-CHEM LABORATORIES
QUALITY ANALYTICAL SERVICES SINCE 1987
1824 1st Street
San Fernando, CA 91340
(818) 639-5300 ph
(818) 639-5306 fx
pat-chem.com

Customer: **Integrated Performance Consultants, Inc.**
9297 Research Drive
Irvine CA, 92618

Attention: Ric Vardel
Report Date: 03-May-22 11:54
Subject: (MCC) Daily EFF

Project/P.O.#: (MCC) Daily EFF

Parameter	Method	QC Batch	RL	Prepared	Analyzed	Result	Notes
EFF (Sample I.D.# : 22D0673-01) Collected: 25-Apr-22 By DH of IPC							
Microbiological							
Fecal Coliforms	SM 9221E	AD22530	1.8	25-Apr-22	27-Apr-22	**<1.8 MPN/100 ml**	
Total Coliforms	SM 9221B	AD22530	1.8	25-Apr-22	27-Apr-22	**<1.8 MPN/100 ml**	
Inorganic Constituents							
pH	SM 4500H-B	AD22539	0.1	25-Apr-22	25-Apr-22	**8.1 pH Units**	
Residual Chlorine	SM 4500Cl-G	AD22538	0.05	25-Apr-22	26-Apr-22	**0.12 mg/l**	
EFF (Sample I.D.# : 22D0698-01) Collected: 26-Apr-22 By KV of IPC							
Microbiological							
Fecal Coliforms	SM 9221E	AD22621	1.8	26-Apr-22	28-Apr-22	**<1.8 MPN/100 ml**	
Total Coliforms	SM 9221B	AD22621	1.8	26-Apr-22	28-Apr-22	**<1.8 MPN/100 ml**	
Inorganic Constituents							
pH	SM 4500H-B	AE20224	0.1	26-Apr-22	26-Apr-22	**8.0 pH Units**	
Residual Chlorine	SM 4500Cl-G	AD22918	0.05	29-Apr-22	02-May-22	**0.06 mg/l**	
EFF (Sample I.D.# : 22D0726-01) Collected: 27-Apr-22 By Carlos A. of IPC							
Microbiological							
Fecal Coliforms	SM 9221E	AD22735	1.8	27-Apr-22	29-Apr-22	**<1.8 MPN/100 ml**	
Total Coliforms	SM 9221B	AD22735	1.8	27-Apr-22	29-Apr-22	**<1.8 MPN/100 ml**	
Inorganic Constituents							
pH	SM 4500H-B	AE20224	0.1	27-Apr-22	27-Apr-22	**8.3 pH Units**	
Residual Chlorine	SM 4500Cl-G	AD22918	0.05	29-Apr-22	02-May-22	**0.09 mg/l**	
EFF (Sample I.D.# : 22D0748-01) Collected: 28-Apr-22 By DH of IPC							
Microbiological							
Fecal Coliforms	SM 9221E	AD22810	1.8	28-Apr-22	30-Apr-22	**<1.8 MPN/100 ml**	
Total Coliforms	SM 9221B	AD22810	1.8	28-Apr-22	30-Apr-22	**<1.8 MPN/100 ml**	
Inorganic Constituents							
pH	SM 4500H-B	AE20224	0.1	28-Apr-22	28-Apr-22	**7.3 pH Units**	
Residual Chlorine	SM 4500Cl-G	AD22918	0.05	29-Apr-22	02-May-22	**0.13 mg/l**	

Respectfully Submitted,

Stephen Sakai 5/3/2022
Lab Director

PAT-CHEM
LABORATORIES

QUALITY ANALYTICAL SERVICES SINCE 1987

1824 1st Street
San Fernando, CA 91340
(818) 639-5300 ph
(818) 639-5306 fx
pat-chem.com

Customer: **Integrated Performance Consultants, Inc.**
9297 Research Drive
Irvine CA, 92618

Attention: Ric Vardel
Report Date: 03-May-22 11:54
Subject: (MCC) Daily EFF

Project/P.O.#: (MCC) Daily EFF

Parameter	Method	QC Batch	RL	Prepared	Analyzed	Result	Notes
EFF (Sample I.D.# : 22D0767-01) Collected: 29-Apr-22 By JA of IPC							
Microbiological							
Fecal Coliforms	SM 9221E	AD22909	1.8	29-Apr-22	01-May-22	**<1.8 MPN/100 ml**	
Total Coliforms	SM 9221B	AD22909	1.8	29-Apr-22	01-May-22	**<1.8 MPN/100 ml**	
Inorganic Constituents							
pH	SM 4500H-B	AE20224	0.1	29-Apr-22	29-Apr-22	**7.8 pH Units**	
Residual Chlorine	SM 4500Cl-G	AD22918	0.05	29-Apr-22	02-May-22	**0.13 mg/l**	

Notes and Definitions

RL Reporting Limit - The lowest amount of a constituent that can be reliably quantified and reported.

Respectfully Submitted,

Stephen Sakai 5/3/2022
Lab Director

Pat-Chem Laboratories
1824 1st Street
San Fernando, CA 91340

CHAIN OF CUSTODY RECORD

Phone (818) 639-5300
Fax (818) 639-5306

Environmental Sample

Sample I.D.#: 22D0673

Customer:	IPC - Integrated Performance Consultants, Inc.	Project :	(MCC) Daily EFF
Address:	9297 Research Drive	Sampled by:	Daniel Huey
	Irvine CA 92618	Report Attention:	Ric Vardel / Golan Kfir
		P.O. #:	
		Phone #:	949-382-9067

Sample Description	Date Sampled	Time Sampled	# of bottles	Required Tests	Sample Type	Matrix	Bottle Type	Preserve	Field Data (pH / Temperature) pH: Field Lab
EFF	4/25/22	1135	1	pH, T.Res.Chlorine	Grab	AQ	500ml Plastic	4°C	8.14/22.3°C
"	"	"	1	Total Coliform, Fecal Coliform	Grab	AQ	Coli Bottle	4°C, ST	
Geotracker EDD:									
Logcode: IPCI									
Global ID: WDR100000359									

RECEIVED
APR 25 2022
By Alex Valle Jr.

Signature	Print Name (Company)	Date	Time
Relinquished by: Daniel	Daniel (IPC)	4/25/22	1140
Received by: Mario Santiesteban	MARIO SANTIESTEBAN (PCL)	4/25/22	1230
Relinquished by: Mario Santiesteban	MARIO SANTIESTEBAN (PCL)	4/25/22	1335
Received by			
Relinquished by			
Received in lab by: Alex Valle Jr.	APR 25 2022		1335

Sample Received Checklist

Temperature upon receipt: 4°C

# of bottles agrees with COC? Yes No

Samples intact? Yes No

Samples properly preserved? Yes No

Samples in holding time? Yes No

Compliance Monitor

Initial Flow _____

Final Flow _____

Sample Type
Grab
Comp

Matrix
AQ - Water
SO -Soil / Sludge
OT - Other

Bottle Type
P - Plastic
G - Amber Glass
VOA - 40 ml Vial
Coli - bacteria

Preservations
HC - HCl
HS - H_2SO_4
HN - HNO_3
HP - H_3PO_4
OH - NaOH
ST - Sodium Thiosulfate
AA - Ascorbic Acid
Al - $AlCl_3$
Cu -$CuSO_4$

Note: Samples are discarded 30 days after results are reported, unless other arrangements are made.

Rev 2 Effective 5/1/17

Pat-Chem Laboratories
1824 1st Street
San Fernando, CA 91340

CHAIN OF CUSTODY RECORD

Phone (818) 639-5300
Fax (818) 639-5306

Environmental Sample

Sample I.D.#: 22D0698

Customer: IPC - Integrated Performance Consultants, Inc.		Project: (MCC) Daily EFF	
Address: 9297 Research Drive		Sampled by: Kyle Vardel	P.O. #:
Irvine CA 92618		Report Attention: Ric Vardel / Golan Kfir	Phone #: 949-382-9067

Sample Description	Date Sampled	Time Sampled	# of bottles	Required Tests	Sample Type	Matrix	Bottle Type	Preserve	Field Data (pH / Temperature) pH: Field Lab
EFF	4/26/22	1110	1	pH, T.Res.Chlorine	Grab	AQ	500ml Plastic	4°C	8.05/24.0°C
			1	Total Coliform, Fecal Coliform	Grab	AQ	Coli Bottle	4°C, ST	
Geotracker EDD:									
Logcode: IPCI									
Global ID: WDR100000359									

RECEIVED
APR 26 2022
By Alex Valle Jr.

Signature	Print Name (Company)	Date	Time
Relinquished by	Kyle Vardel (IPC)	4/26/22	1115
Received by	MARCO SANTIESTEBAN (PCL)	4/26/22	1238
Relinquished by	MARCO SANTIESTEBAN (PCL)	4/26/22	155
Received by			
Relinquished by			
Received in lab by	APR 26 2022		15:15

Sample Received Checklist

Temperature upon receipt: 4°C
# of bottles agrees with COC? Yes No
Samples intact? Yes No
Samples properly preserved? Yes No
Samples in holding time? Yes No

Compliance Monitor

Initial Flow _____
Final Flow _____

Sample Type
Grab
Comp

Matrix
AQ - Water
SO -Soil / Sludge
OT - Other

Bottle Type
P - Plastic
G - Amber Glass
VOA - 40 ml Vial
Coli - bacteria

Preservations
HC - HCl
HS - H_2SO_4
HN - HNO_3
HP - H_3PO_4
OH - NaOH
ST - Sodium Thiosulfate
AA - Ascorbic Acid
Al - $AlCl_3$
Cu -$CuSO_4$

Note: Samples are discarded 30 days after results are reported, unless other arrangements are made.

Rev 2 Effective 5/1/17

Pat-Chem Laboratories
1824 1st Street
San Fernando, CA 91340

CHAIN OF CUSTODY RECORD

Phone (818) 639-5300
Fax (818) 639-5306

Environmental Sample

Sample I.D.#: 22D0726

Customer: IPC - Integrated Performance Consultants, Inc.		Project: (MCC) Daily EFF	
Address: 9297 Research Drive		Sampled by: Carlos Alvarez	P.O. #:
Irvine CA 92618		Report Attention: Ric Vardel / Golan Kfir	Phone #: 949-382-9067

Sample Description	Date Sampled	Time Sampled	# of bottles	Required Tests	Sample Type	Matrix	Bottle Type	Preserve	Field Data (pH / Temperature) pH: Field Lab
EFF	04/27/22	1150	1	pH, T.Res.Chlorine	Grab	AQ	500ml Plastic	4°C	8.31/23.5°C
\	\	\	1	Total Coliform, Fecal Coliform	Grab	AQ	Coli Bottle	4°C, ST	
Geotracker EDD:									
Logcode: IPCI									
Global ID: WDR100000359									

RECEIVED
APR 27 2022
By Alex Valle Jr.

	Signature	Print Name (Company)	Date	Time
Relinquished by		Carlos Alvarez (PCL)	04/27/22	1155
Received by		MARIO SAN TESTEBAN (PCL)	4/27/22	1312
Relinquished by		MARIO SAN TESTEBAN (PCL)	4/27/22	1445
Received by				
Relinquished by				
Received in lab by		APR 27 2022		1445

Sample Received Checklist

Temperature upon receipt: 4°C

# of bottles agrees with COC? Yes No

Samples intact? Yes No

Samples properly preserved? Yes No

Samples in holding time? Yes No

Compliance Monitor

Initial Flow _____

Final Flow _____

Sample Type
Grab
Comp

Matrix
AQ - Water
SO - Soil / Sludge
OT - Other

Bottle Type
P - Plastic
G - Amber Glass
VOA - 40 ml Vial
Coli - bacteria

Preservations
HC - HCl
HS - H_2SO_4
HN - HNO_3
HP - H_3PO_4
OH - NaOH
ST - Sodium Thiosulfate
AA - Ascorbic Acid
AI - $AlCl_3$
Cu - $CuSO_4$

Note: Samples are discarded 30 days after results are reported, unless other arrangements are made.

Rev 2 Effective 5/1/17

Pat-Chem Laboratories
1824 1st Street
San Fernando, CA 91340

CHAIN OF CUSTODY RECORD

Phone (818) 639-5300
Fax (818) 639-5306

Environmental Sample

Sample I.D.#: 22D0748

Customer: IPC - Integrated Performance Consultants, Inc.		Project: (MCC) Daily EFF	
Address: 9297 Research Drive	Sampled by: Daniel Huey		P.O. #:
Irvine CA 92618	Report Attention: Ric Vardel / Golan Kfir		Phone #: 949-382-9067

Sample Description	Date Sampled	Time Sampled	# of bottles	Required Tests	Sample Type	Matrix	Bottle Type	Preserve	Field Data (pH / Temperature) pH: Field Lab
EFF	4/28/22	1130	1	pH, T.Res.Chlorine	Grab	AQ	500ml Plastic	4°C	7.27/13.5 °C
"	"	"	1	Total Coliform, Fecal Coliform	Grab	AQ	Coli Bottle	4°C, ST	
Geotracker EDD:									
Logcode: IPCI									
Global ID: WDR100000359									

RECEIVED
APR 28 2022
By

	Signature	Print Name (Company)	Date	Time
Relinquished by	Daniel Huey	Daniel (IPC)	4/28/22	1135
Received by		MARIO SANTIESTEBAN (PCL)	4/28/22	1217
Relinquished by		MARIO SANTIESTEBAN (PCL)	4/28/22	1445
Received by				
Relinquished by				
Received in lab by		APR 28 2022		1445

Sample Received Checklist

Temperature upon receipt: 4 °C

# of bottles agrees with COC? Yes No

Samples intact? Yes No

Samples properly preserved? Yes No

Samples in holding time? Yes No

Compliance Monitor

Initial Flow _____

Final Flow _____

Sample Type
Grab
Comp

Matrix
AQ - Water
SO - Soil / Sludge
OT - Other

Bottle Type
P - Plastic
G - Amber Glass
VOA - 40 ml Vial
Coli - bacteria

Preservations
HC - HCl
HS - H_2SO_4
HN - HNO_3
HP - H_3PO_4
OH - NaOH
ST - Sodium Thiosulfate
AA - Ascorbic Acid
AI - $AlCl_3$
Cu - $CuSO_4$

Note: Samples are discarded 30 days after results are reported, unless other arrangements are made.

Rev 2 Effective 5/1/17

Pat-Chem Laboratories
1824 1st Street
San Fernando, CA 91340

CHAIN OF CUSTODY RECORD

Phone (818) 639-5300
Fax (818) 639-5306

Environmental Sample

Sample I.D.#: 22D0767

Customer: IPC - Integrated Performance Consultants, Inc.
9297 Research Drive

Project: (MCC) Daily EFF

Address: Irvine CA 92618

Sampled by: Jesus Dudas
Ric Vardel / Golan Kfir

P.O. #: 949-382-9067

Report Attention:

Phone #:

Sample Description	Date Sampled	Time Sampled	# of bottles	Required Tests	Sample Type	Matrix	Bottle Type	Preserve	Field Data (pH / Temperature) pH: Field Lab
EFF			1	pH, T.Res.Chlorine	Grab	AQ	500ml Plastic	4°C	
	4/29/22	11:15	1	Total Coliform, Fecal Coliform	Grab	AQ	Coli Bottle	4°C, ST	7.81/22.5°C
4	"	"							

RECEIVED
APR 29 2022
By Alex Valle Jr.

Geotracker EDD:
Logcode: IPCI
Global ID: WDR100000359

Signature	Print Name (Company)	Date	Time
Relinquished by: Jesus Dudas	Jesus Dudas	4/29/22	11:20
Received by: [illegible]	MARIO SANTIESTEBAN (PCL)	4/29/22	1120
Relinquished by: [illegible]	MARIO SANTIESTEBAN (PCL)	4/29/22	1455
Received by:			
Relinquished by:			
Received in lab by: Alex Valle Jr.	APR 29 2022		1445

Sample Received Checklist

Temperature upon receipt: 4°C
# of bottles agrees with COC? Yes No
Samples intact? Yes No
Samples properly preserved? Yes No
Samples in holding time? Yes No

Compliance Monitor

Initial Flow _____
Final Flow _____

Sample Type	Preservations
Grab	**HC** - HCl
Comp	**HS** - H_2SO_4
Matrix	**HN** - HNO_3
AQ - Water	**HP** - H_3PO_4
SO -Soil / Sludge	**OH** - NaOH
OT - Other	**ST** - Sodium Thiosulfate
Bottle Type	**AA** - Ascorbic Acid
P - Plastic	**Al** - $AlCl_3$
G - Amber Glass	**Cu** -$CuSO_4$
VOA - 40 ml Vial	
Coli - bacteria	

Note: Samples are discarded 30 days after results are reported, unless other arrangements are made.

Rev 2 Effective 5/1/17

PAT-CHEM LABORATORIES
QUALITY ANALYTICAL SERVICES SINCE 1987
1824 1st Street
San Fernando, CA 91340
(818) 639-5300 ph
(818) 639-5306 fx
pat-chem.com

Customer: **Integrated Performance Consultants, Inc.**
9297 Research Drive
Irvine CA, 92618

Attention: Ric Vardel
Report Date: 06-May-22 15:37
Subject: (MCC) Daily EFF

Project/P.O.#: (MCC) Daily EFF

Parameter	Method	QC Batch	RL	Prepared	Analyzed	Result	Notes
EFF (Sample I.D.# : 22D0791-01) Collected: 30-Apr-22 By JA of IPC							
Microbiological							
Fecal Coliforms	SM 9221E	AD23016	1.8	30-Apr-22	03-May-22	**<1.8 MPN/100 ml**	
Total Coliforms	SM 9221B	AD23016	1.8	30-Apr-22	03-May-22	**<1.8 MPN/100 ml**	
Inorganic Constituents							
pH	SM 4500H-B	AE20224	0.1	30-Apr-22	30-Apr-22	**7.4 pH Units**	
Residual Chlorine	SM 4500Cl-G	AE20323	0.05	03-May-22	03-May-22	**0.10 mg/l**	
EFF (Sample I.D.# : 22E0003-01) Collected: 01-May-22 By jv of PCL							
Microbiological							
Fecal Coliforms	SM 9221E	AE20124	1.8	01-May-22	04-May-22	**<1.8 MPN/100 ml**	
Total Coliforms	SM 9221B	AE20124	1.8	01-May-22	04-May-22	**<1.8 MPN/100 ml**	
Inorganic Constituents							
pH	SM 4500H-B	AE20224	0.1	01-May-22	01-May-22	**7.0 pH Units**	
Residual Chlorine	SM 4500Cl-G	AE20323	0.05	03-May-22	03-May-22	**0.11 mg/l**	
EFF (Sample I.D.# : 22E0025-01) Collected: 02-May-22 By DH of IPC							
Microbiological							
Fecal Coliforms	SM 9221E	AE20221	1.8	02-May-22	04-May-22	**<1.8 MPN/100 ml**	
Total Coliforms	SM 9221B	AE20221	1.8	02-May-22	04-May-22	**<1.8 MPN/100 ml**	
Inorganic Constituents							
pH	SM 4500H-B	AE20424	0.1	02-May-22	02-May-22	**7.6 pH Units**	
Residual Chlorine	SM 4500Cl-G	AE20323	0.05	03-May-22	03-May-22	**0.13 mg/l**	
EFF (Sample I.D.# : 22E0063-01) Collected: 03-May-22 By MA of IPC							
Microbiological							
Fecal Coliforms	SM 9221E	AE20326	1.8	03-May-22	06-May-22	**<1.8 MPN/100 ml**	
Total Coliforms	SM 9221B	AE20326	1.8	03-May-22	06-May-22	**<1.8 MPN/100 ml**	
Inorganic Constituents							
pH	SM 4500H-B	AE20424	0.1	03-May-22	03-May-22	**7.7 pH Units**	
Residual Chlorine	SM 4500Cl-G	AE20519	0.05	05-May-22	06-May-22	**0.09 mg/l**	

Respectfully Submitted,

Stephen Sakai 5/6/2022
Lab Director

PAT-CHEM
LABORATORIES

QUALITY ANALYTICAL SERVICES SINCE 1987

1824 1st Street
San Fernando, CA 91340
(818) 639-5300 ph
(818) 639-5306 fx
pat-chem.com

Customer: **Integrated Performance Consultants, Inc.**
9297 Research Drive
Irvine CA, 92618

Attention: Ric Vardel
Report Date: 06-May-22 15:37
Subject: (MCC) Daily EFF

Project/P.O.#: (MCC) Daily EFF

Parameter	Method	QC Batch	RL	Prepared	Analyzed	Result	Notes
EFF (Sample I.D.# : 22E0113-01) Collected: 04-May-22 By EM of IPC							
Microbiological							
Fecal Coliforms	SM 9221E	AE20430	1.8	04-May-22	06-May-22	**<1.8 MPN/100 ml**	
Total Coliforms	SM 9221B	AE20430	1.8	04-May-22	06-May-22	**<1.8 MPN/100 ml**	
Inorganic Constituents							
pH	SM 4500H-B	AE20513	0.1	04-May-22	04-May-22	**7.8 pH Units**	
Residual Chlorine	SM 4500Cl-G	AE20519	0.05	05-May-22	06-May-22	**0.10 mg/l**	

Notes and Definitions

RL Reporting Limit - The lowest amount of a constituent that can be reliably quantified and reported.

Respectfully Submitted,

Stephen Sakai 5/6/2022
Lab Director

Pat-Chem Laboratories
1824 1st Street
San Fernando, CA 91340

CHAIN OF CUSTODY RECORD

Phone (818) 639-5300
Fax (818) 639-5306

Environmental Sample

Sample I.D.#: 22D0791

Customer:	IPC - Integrated Performance Consultants, Inc. 9297 Research Drive	Project :	(MCC) Daily EFF
Address:	Irvine CA 92618	Sampled by:	Jesus Acuña Ric Vardel / Golan Ktir
		Report Attention:	
P.O. #:	949-382-9067	Phone #:	

Sample Description	Date Sampled	Time Sampled	# of bottles	Required Tests	Sample Type	Matrix	Bottle Type	Preserve	Field Data (pH / Temperature) pH: Field Lab
EFF			1	pH, T.Res.Chlorine	Grab	AQ	500ml Plastic	4°C	
	4/30/22	11:45	1	Total Coliform, Fecal Coliform	Grab	AQ	Coli Bottle	4°C, ST	
4/									
Geotracker EDD: Logcode: IPCI Global ID: WDR100000359									

Signature	Print Name (Company)	Date	Time
Relinquished by: Jesus Acuña	Jesus Acuña (IPC)	4/30/22	11:50
Received by: [signature]	Richard Martinez (PCL)	4/30/22	1150
Relinquished by:			
Received by:			
Relinquished by:			
Received in lab by: [signature]	Richard Martinez (PCL)	4/30/22	1740

Sample Received Checklist

Temperature upon receipt: 4°C
# of bottles agrees with COC? (Yes) No
Samples intact? (Yes) No
Samples properly preserved? (Yes) No
Samples in holding time? (Yes) No

Compliance Monitor

Initial Flow _____
Final Flow _____

Sample Type
Grab
Comp

Matrix
AQ - Water
SO - Soil / Sludge
OT - Other

Bottle Type
P - Plastic
G - Amber Glass
VOA - 40 ml Vial
Coli - bacteria

Preservations
HC - HCl
HS - H_2SO_4
HN - HNO_3
HP - H_3PO_4
OH - NaOH
ST - Sodium Thiosulfate
AA - Ascorbic Acid
AI - $AlCl_3$
Cu - $CuSO_4$

Note: Samples are discarded 30 days after results are reported, unless other arrangements are made.

Rev 2 Effective 5/1/17

Pat-Chem Laboratories
1824 1st Street
San Fernando, CA 91340

CHAIN OF CUSTODY RECORD

Phone (818) 639-5300
Fax (818) 639-5306

Environmental Sample

Sample I.D.#: 22E0003

Customer:	IPC - Integrated Performance Consultants, Inc.	Project :	(MCC) Daily EFF
Address:	9297 Research Drive	Sampled by:	P.O. #:
	Irvine CA 92618	Report Attention: Ric Vardel / Golan Kfir	Phone #: 949-382-9067

Sample Description	Date Sampled	Time Sampled	# of bottles	Required Tests	Sample Type	Matrix	Bottle Type	Preserve	Field Data (pH / Temperature) pH: Field (Lab)
EFF	5-1-22	850	1	pH, T.Res.Chlorine	Grab	AQ	500ml Plastic	4°C	7.0
	"	"	1	Total Coliform, Fecal Coliform	Grab	AQ	Coli Bottle	4°C, ST	
Geotracker EDD:									
Logcode: IPCI									
Global ID: WDR100000359									

	Signature	Print Name (Company)	Date	Time
Relinquished by		E. Morgan	5/1/22	8:55
Received by		Juan V. (PCL)	5/1/22	8:55
Relinquished by				
Received by				
Relinquished by				
Received in lab by		Juan V. (PCL)	5/1/22	9:51

Sample Received Checklist

Temperature upon receipt: Yes
# of bottles agrees with COC? Yes No
Samples intact? Yes No
Samples properly preserved? Yes No
Samples in holding time? Yes No

Compliance Monitor

Initial Flow _____
Final Flow _____

Sample Type
Grab
Comp

Matrix
AQ - Water
SO -Soil / Sludge
OT - Other

Bottle Type
P - Plastic
G - Amber Glass
VOA - 40 ml Vial
Coli - bacteria

Preservations
HC - HCl
HS - H_2SO_4
HN - HNO_3
HP - H_3PO_4
OH - NaOH
ST - Sodium Thiosulfate
AA - Ascorbic Acid
Al - $AlCl_3$
Cu -$CuSO_4$

Note: Samples are discarded 30 days after results are reported, unless other arrangements are made.

Rev 2 Effective 5/1/17

Pat-Chem Laboratories
1824 1st Street
San Fernando, CA 91340

CHAIN OF CUSTODY RECORD

Phone (818) 639-5300
Fax (818) 639-5306

Environmental Sample

Sample I.D.#: 22E0025

Customer: IPC - Integrated Performance Consultants, Inc.		Project: (MCC) Daily EFF	
Address: 9297 Research Drive		Sampled by: Daniel Huey	P.O. #:
Irvine CA 92618		Report Attention: Ric Vardel / Golan Kfir	Phone #: 949-382-9067

Sample Description	Date Sampled	Time Sampled	# of bottles	Required Tests	Sample Type	Matrix	Bottle Type	Preserve	Field Data (pH / Temperature) pH: Field Lab
EFF	5/2/22	1110	1	pH, T.Res.Chlorine	Grab	AQ	500ml Plastic	4°C	7.63/17.8°C
"	"	"	1	Total Coliform, Fecal Coliform	Grab	AQ	Coli Bottle	4°C, ST	
Geotracker EDD:									
Logcode: IPCI									
Global ID: WDR100000359									

RECEIVED MAY 02 2022 By

	Signature	Print Name (Company)	Date	Time
Relinquished by	Daniel Huey	Daniel (IPC)	5/2/22	1120
Received by		MARCO SANTIESTEBAN (PCL)	5/2/22	1313
Relinquished by		MARCO SANTIESTEBAN (PCL)	5/2/22	1445
Received by				
Relinquished by				
Received in lab by		MAY 02 2022		1445

Sample Received Checklist

Temperature upon receipt: 4°C

# of bottles agrees with COC? Yes No

Samples intact? Yes No

Samples properly preserved? Yes No

Samples in holding time? Yes No

Compliance Monitor

Initial Flow _____

Final Flow _____

Sample Type
Grab
Comp

Matrix
AQ - Water
SO - Soil / Sludge
OT - Other

Bottle Type
P - Plastic
G - Amber Glass
VOA - 40 ml Vial
Coli - bacteria

Preservations
HC - HCl
HS - H_2SO_4
HN - HNO_3
HP - H_3PO_4
OH - NaOH
ST - Sodium Thiosulfate
AA - Ascorbic Acid
AI - $AlCl_3$
Cu - $CuSO_4$

Note: Samples are discarded 30 days after results are reported, unless other arrangements are made.

Rev 2 Effective 5/1/17

Pat-Chem Laboratories
1824 1st Street
San Fernando, CA 91340

CHAIN OF CUSTODY RECORD

Phone (818) 639-5300
Fax (818) 639-5306

Environmental Sample
Sample I.D.#: 22E0063

Customer: IPC - Integrated Performance Consultants, Inc.		Project: (MCC) Daily EFF	
Address: 9297 Research Drive	Sampled by: Mario Aguirre	P.O. #:	
Irvine CA 92618	Report Attention: Ric Vardel / Golan Kfir	Phone #: 949-382-9067	

Sample Description	Date Sampled	Time Sampled	# of bottles	Required Tests	Sample Type	Matrix	Bottle Type	Preserve	Field Data (pH / Temperature) pH: Field Lab
EFF	5/3/22	11:59	1	pH, T.Res.Chlorine	Grab	AQ	500ml Plastic	4°C	7.65/18.5°C
"	"	"	1	Total Coliform, Fecal Coliform	Grab	AQ	Coli Bottle	4°C, ST	
Geotracker EDD:									
Logcode: IPCI									
Global ID: WDR100000359									

REVIEWED
MAY 03 2022

	Signature	Print Name - (Company)	Date	Time
Relinquished by		Mario Aguirre (IPC)	5/3/22	12:10
Received by		MARIO SANTIESTEBAN (PCL)	5/3/22	1245
Relinquished by		MARIO SANTIESTEBAN (PCL)	5/3/22	1500
Received by		Stephen Sahi PCL	5.3.22	15:10
Relinquished by				
Received in lab by				

Sample Received Checklist

Temperature upon receipt: _____

# of bottles agrees with COC? Yes No

Samples intact? Yes No

Samples properly preserved? Yes No

Samples in holding time? Yes No

Compliance Monitor

Initial Flow _____

Final Flow _____

Sample Type
Grab
Comp

Matrix
AQ - Water
SO - Soil / Sludge
OT - Other

Bottle Type
P - Plastic
G - Amber Glass
VOA - 40 ml Vial
Coli - bacteria

Preservations
HC - HCl
HS - H_2SO_4
HN - HNO_3
HP - H_3PO_4
OH - NaOH
ST - Sodium Thiosulfate
AA - Ascorbic Acid
AI - $AlCl_3$
Cu - $CuSO_4$

Note: Samples are discarded 30 days after results are reported, unless other arrangements are made.

Rev 2 Effective 5/1/17

Pat-Chem Laboratories
1824 1st Street
San Fernando, CA 91340

CHAIN OF CUSTODY RECORD

Phone (818) 639-5300
Fax (818) 639-5306

Environmental Sample

Sample I.D.#: 22E0113

Customer: IPC - Integrated Performance Consultants, Inc.		Project : (MCC) Daily EFF	
Address: 9297 Research Drive		Sampled by:	P.O. #:
Irvine CA 92618		Report Attention: Ric Vardel / Golan Kfir	Phone #: 949-382-9067

Sample Description	Date Sampled	Time Sampled	# of bottles	Required Tests	Sample Type	Matrix	Bottle Type	Preserve	Field Data (pH / Temperature) pH: Field Lab
EFF	5-4-22	1133	1	pH, T.Res.Chlorine	Grab	AQ	500ml Plastic	4°C	7.75 / 17.6°C
	"	"	1	Total Coliform, Fecal Coliform	Grab	AQ	Coli Bottle	4°C, ST	
Geotracker EDD:									
Logcode: IPCI Global ID: WDR100000359									

REVIEWED
MAY 04 2022

	Signature	Print Name (Company)	Date	Time
Relinquished by		E. Morrin IPC	5-4-22	1155
Received by		Juan Davis (PCL)	5/4/22	14:25
Relinquished by		Juan Davis (PCL)	5/4/22	17:00
Received by		Stephen Saki PCL	5.4.22	17:15
Relinquished by				
Received in lab by				

Sample Received Checklist

Temperature upon receipt: _____

# of bottles agrees with COC? Yes No

Samples intact? Yes No

Samples properly preserved? Yes No

Samples in holding time? Yes No

Compliance Monitor

Initial Flow _____

Final Flow _____

Sample Type
Grab
Comp

Matrix
AQ - Water
SO - Soil / Sludge
OT - Other

Bottle Type
P - Plastic
G - Amber Glass
VOA - 40 ml Vial
Coli - bacteria

Preservations
HC - HCl
HS - H_2SO_4
HN - HNO_3
HP - H_3PO_4
OH - NaOH
ST - Sodium Thiosulfate
AA - Ascorbic Acid
Al - $AlCl_3$
Cu - $CuSO_4$

Note: Samples are discarded 30 days after results are reported, unless other arrangements are made.

Rev 2 Effective 5/1/17

PAT-CHEM LABORATORIES
QUALITY ANALYTICAL SERVICES SINCE 1987
1824 1st Street
San Fernando, CA 91340
(818) 639-5300 ph
(818) 639-5306 fx
pat-chem.com

Customer: **Integrated Performance Consultants, Inc.**
9297 Research Drive
Irvine CA, 92618

Attention: Ric Vardel
Report Date: 16-May-22 13:37
Subject: (MCC) Daily EFF

Project/P.O.#: (MCC) Daily EFF

Parameter	Method	QC Batch	RL	Prepared	Analyzed	Result	Notes
EFF (Sample I.D.# : 22E0153-01) Collected: 05-May-22 By KV of IPC							
Microbiological							
Fecal Coliforms	SM 9221E	AE20510	1.8	05-May-22	07-May-22	**<1.8 MPN/100 ml**	
Total Coliforms	SM 9221B	AE20510	1.8	05-May-22	07-May-22	**<1.8 MPN/100 ml**	
Inorganic Constituents							
pH	SM 4500H-B	AE21037	0.1	05-May-22	05-May-22	**7.5 pH Units**	
Residual Chlorine	SM 4500Cl-G	AE20519	0.05	05-May-22	06-May-22	**0.16 mg/l**	
EFF (Sample I.D.# : 22E0176-01) Collected: 06-May-22 By JA of IPC							
Microbiological							
Fecal Coliforms	SM 9221E	AE20607	1.8	06-May-22	08-May-22	**<1.8 MPN/100 ml**	
Total Coliforms	SM 9221B	AE20607	1.8	06-May-22	08-May-22	**<1.8 MPN/100 ml**	
Inorganic Constituents							
pH	SM 4500H-B	AE21037	0.1	06-May-22	06-May-22	**7.3 pH Units**	
Residual Chlorine	SM 4500Cl-G	AE20938	0.05	09-May-22	10-May-22	**0.16 mg/l**	
EFF (Sample I.D.# : 22E0190-01) Collected: 07-May-22 By JA of IPC							
Microbiological							
Fecal Coliforms	SM 9221E	AE20726	1.8	07-May-22	09-May-22	**<1.8 MPN/100 ml**	
Total Coliforms	SM 9221B	AE20726	1.8	07-May-22	09-May-22	**<1.8 MPN/100 ml**	
Inorganic Constituents							
pH	SM 4500H-B	AE21037	0.1	07-May-22	07-May-22	**7.4 pH Units**	
Residual Chlorine	SM 4500Cl-G	AE20938	0.05	09-May-22	10-May-22	**0.12 mg/l**	
EFF (Sample I.D.# : 22E0198-01) Collected: 08-May-22 By EM of IPC							
Microbiological							
Fecal Coliforms	SM 9221E	AE20824	1.8	08-May-22	10-May-22	**<1.8 MPN/100 ml**	
Total Coliforms	SM 9221B	AE20824	1.8	08-May-22	10-May-22	**<1.8 MPN/100 ml**	
Inorganic Constituents							
pH	SM 4500H-B	AE21037	0.1	08-May-22	08-May-22	**7.0 pH Units**	
Residual Chlorine	SM 4500Cl-G	AE20938	0.05	09-May-22	10-May-22	**0.19 mg/l**	

Respectfully Submitted,

Stephen Sakai 5/16/2022
Lab Director

PAT-CHEM LABORATORIES
QUALITY ANALYTICAL SERVICES SINCE 1987
1824 1st Street
San Fernando, CA 91340
(818) 639-5300 ph
(818) 639-5306 fx
pat-chem.com

Customer: **Integrated Performance Consultants, Inc.**
9297 Research Drive
Irvine CA, 92618

Attention: Ric Vardel
Report Date: 16-May-22 13:37
Subject: (MCC) Daily EFF

Project/P.O.#: (MCC) Daily EFF

Parameter	Method	QC Batch	RL	Prepared	Analyzed	Result	Notes
EFF (Sample I.D.# : 22E0217-01) Collected: 09-May-22 By GK of IPC							
Microbiological							
Fecal Coliforms	SM 9221E	AE20935	1.8	09-May-22	12-May-22	**<1.8 MPN/100 ml**	
Total Coliforms	SM 9221B	AE20935	1.8	09-May-22	12-May-22	**<1.8 MPN/100 ml**	
Inorganic Constituents							
pH	SM 4500H-B	AE21037	0.1	09-May-22	09-May-22	**7.3 pH Units**	
Residual Chlorine	SM 4500Cl-G	AE20938	0.05	09-May-22	10-May-22	**0.17 mg/l**	
EFF (Sample I.D.# : 22E0249-01) Collected: 10-May-22 By KV of IPC							
Microbiological							
Fecal Coliforms	SM 9221E	AE21031	1.8	10-May-22	13-May-22	**<1.8 MPN/100 ml**	
Total Coliforms	SM 9221B	AE21031	1.8	10-May-22	13-May-22	**<1.8 MPN/100 ml**	
Inorganic Constituents							
pH	SM 4500H-B	AE21037	0.1	10-May-22	10-May-22	**7.6 pH Units**	
Residual Chlorine	SM 4500Cl-G	AE21138	0.05	11-May-22	12-May-22	**0.12 mg/l**	

Notes and Definitions

RL Reporting Limit - The lowest amount of a constituent that can be reliably quantified and reported.

Respectfully Submitted,

Stephen Sakai 5/16/2022
Lab Director

Pat-Chem Laboratories
1824 1st Street
San Fernando, CA 91340

CHAIN OF CUSTODY RECORD

Phone (818) 639-5300
Fax (818) 639-5306

Environmental Sample

Sample I.D.#: 22E0153

Customer:	IPC - Integrated Performance Consultants, Inc.	Project :	**(MCC) Daily EFF**
Address:	9297 Research Drive	Sampled by:	Customer
	Irvine CA 92618	Report Attention:	Ric Vardel / Golan Kfir
P.O. #:		Phone #:	949-382-9067

Sample Description	Date Sampled	Time Sampled	# of bottles	Required Tests	Sample Type	Matrix	Bottle Type	Preserve	Field Data (pH / Temperature) pH: Field Lab
EFF	5/5/22	1135	1	pH, T.Res.Chlorine	Grab	AQ	500ml Plastic	4°C	7.53 / 21.8°C
			1	Total Coliform, Fecal Coliform	Grab	AQ	Coli Bottle	4°C, ST	

RECEIVED
MAY 05 2022
By

Geotracker EDD:
Logcode: IPCI
Global ID: WDR100000359

	Signature	Print Name (Company)	Date	Time
Relinquished by		Kyle Vardel (IPC)	5/5/22	1140
Received by		Juan Davis (PCL)	5/5/22	12:17
Relinquished by		Juan Davis (PCL)	5/5/22	16:47
Received by				
Relinquished by				
Received in lab by		MAY 05 2022		1647

Sample Received Checklist

Temperature upon receipt: 4 °C

# of bottles agrees with COC?	Yes	No
Samples intact?	Yes	No
Samples properly preserved?	Yes	No
Samples in holding time?	Yes	No

Compliance Monitor

Initial Flow _____

Final Flow _____

Sample Type
Grab
Comp

Matrix
AQ - Water
SO - Soil / Sludge
OT - Other

Bottle Type
P - Plastic
G - Amber Glass
VOA - 40 ml Vial
Coli - bacteria

Preservations
HC - HCl
HS - H_2SO_4
HN - HNO_3
HP - H_3PO_4
OH - NaOH
ST - Sodium Thiosulfate
AA - Ascorbic Acid
Al - $AlCl_3$
Cu - $CuSO_4$

Note: Samples are discarded 30 days after results are reported, unless other arrangements are made.

Rev 2 Effective 5/1/17

Pat-Chem Laboratories
1824 1st Street
San Fernando, CA 91340

CHAIN OF CUSTODY RECORD

Phone (818) 639-5300
Fax (818) 639-5306

Environmental Sample

Sample I.D.#: 22E0176

Customer:	IPC - Integrated Performance Consultants, Inc.	Project :	**(MCC) Daily EFF**
Address:	9297 Research Drive	Sampled by:	Jesus Avalos
	Irvine CA 92618	Report Attention:	Ric Vardel / Golan Kfir
P.O. #:		Phone #:	949-382-9067

Sample Description	Date Sampled	Time Sampled	# of bottles	Required Tests	Sample Type	Matrix	Bottle Type	Preserve	Field Data (pH / Temperature) pH: Field Lab
EFF	5/6/22	11:35	1	pH, T.Res.Chlorine	Grab	AQ	500ml Plastic	4°C	7.27/23.5°C
"	"	"	1	Total Coliform, Fecal Coliform	Grab	AQ	Coli Bottle	4°C, ST	

RECEIVED
MAY 06 2022
By

Geotracker EDD:
Logcode: IPCI
Global ID: WDR100000359

Signature	Print Name (Company)	Date	Time
Relinquished by: Jesus Avalos	Jesus Avalos (IPC)	5/6/22	11:30
Received by:	MARCO SANTIESTEBAN (PCL)	5/6/22	1214
Relinquished by:	MARCO SANTIESTEBAN (PCL)	5/6/22	1410
Received by:			
Relinquished by:			
Received in lab by:	MAY 06 2022		1410

Sample Received Checklist

Temperature upon receipt: 4°C
# of bottles agrees with COC? Yes No
Samples intact? Yes No
Samples properly preserved? Yes No
Samples in holding time? Yes No

Compliance Monitor

Initial Flow _____
Final Flow _____

Sample Type
Grab
Comp

Matrix
AQ - Water
SO - Soil / Sludge
OT - Other

Bottle Type
P - Plastic
G - Amber Glass
VOA - 40 ml Vial
Coli - bacteria

Preservations
HC - HCl
HS - H_2SO_4
HN - HNO_3
HP - H_3PO_4
OH - NaOH
ST - Sodium Thiosulfate
AA - Ascorbic Acid
Al - $AlCl_3$
Cu - $CuSO_4$

Note: Samples are discarded 30 days after results are reported, unless other arrangements are made.

Rev 2 Effective 5/1/17

Pat-Chem Laboratories
1824 1st Street
San Fernando, CA 91340

CHAIN OF CUSTODY RECORD

Phone (818) 639-5300
Fax (818) 639-5306

Environmental Sample

Sample I.D.#: 22E0190

Customer:	IPC - Integrated Performance Consultants, Inc.	Project :	(MCC) Daily EFF
Address:	9297 Research Drive	Sampled by:	Jesus Avalos
	Irvine CA 92618	Report Attention:	Ric Vardel / Golan Kfir
P.O. #:		Phone #:	949-382-9067

Sample Description	Date Sampled	Time Sampled	# of bottles	Required Tests	Sample Type	Matrix	Bottle Type	Preserve	Field Data (pH / Temperature) pH: Field Lab
EFF	5/7/22	11:45	1	pH, T.Res.Chlorine	Grab	AQ	500ml Plastic	4°C	
"	"	"	1	Total Coliform, Fecal Coliform	Grab	AQ	Coli Bottle	4°C, ST	
Geotracker EDD:									
Logcode: IPCI Global ID: WDR100000359									

Signature	Print Name (Company)	Date	Time
Relinquished by: Jesus Avalos	Jesus Avalos (IPC)	5/7/22	11:50
Received by: [signature]	Richard Martinez (PC)	5/7/22	11:50
Relinquished by			
Received by			
Relinquished by			
Received in lab by: [signature]	Richard Martinez (PC)	5/7/22	1705

Sample Received Checklist

Temperature upon receipt: 4°C
# of bottles agrees with COC? Yes No
Samples intact? Yes No
Samples properly preserved? Yes No
Samples in holding time? Yes No

Compliance Monitor

Initial Flow _____
Final Flow _____

Sample Type
Grab
Comp

Matrix
AQ - Water
SO - Soil / Sludge
OT - Other

Bottle Type
P - Plastic
G - Amber Glass
VOA - 40 ml Vial
Coli - bacteria

Preservations
HC - HCl
HS - H_2SO_4
HN - HNO_3
HP - H_3PO_4
OH - NaOH
ST - Sodium Thiosulfate
AA - Ascorbic Acid
Al - $AlCl_3$
Cu - $CuSO_4$

Note: Samples are discarded 30 days after results are reported, unless other arrangements are made.

Rev 2 Effective 5/1/17

Pat-Chem Laboratories
1824 1st Street
San Fernando, CA 91340

CHAIN OF CUSTODY RECORD

Phone (818) 639-5300
Fax (818) 639-5306

Environmental Sample

Sample I.D.#: 22E0198

Customer:	IPC - Integrated Performance Consultants, Inc.	Project :	(MCC) Daily EFF
Address:	9297 Research Drive	Sampled by:	P.O. #:
	Irvine CA 92618	Report Attention: Ric Vardel / Golan Kfir	Phone #: 949-382-9067

Sample Description	Date Sampled	Time Sampled	# of bottles	Required Tests	Sample Type	Matrix	Bottle Type	Preserve	Field Data (pH / Temperature) pH: Field Lab
EFF	8-8-22	9~~26~~	1	pH, T.Res.Chlorine	Grab	AQ	500ml Plastic	4°C	7.0
		~~one~~	1	Total Coliform, Fecal Coliform	Grab	AQ	Coli Bottle	4°C, ST	
Geotracker EDD:									
Logcode: IPCI Global ID: WDR100000359									

	Signature	Print Name (Company)	Date	Time
Relinquished by		E. Morris	5/8/22	935
Received by		Juan V. (PCL)	5/8/22	9:54
Relinquished by				
Received by				
Relinquished by				
Received in lab by		Juan V. (PCL)	5/8/22	10:49

Sample Received Checklist

Temperature upon receipt: 4°C
# of bottles agrees with COC? Yes No
Samples intact? Yes No
Samples properly preserved? Yes No
Samples in holding time? Yes No

Compliance Monitor

Initial Flow _____
Final Flow _____

Sample Type
Grab
Comp

Matrix
AQ - Water
SO -Soil / Sludge
OT - Other

Bottle Type
P - Plastic
G - Amber Glass
VOA - 40 ml Vial
Coli - bacteria

Preservations
HC - HCl
HS - H_2SO_4
HN - HNO_3
HP - H_3PO_4
OH - NaOH
ST - Sodium Thiosulfate
AA - Ascorbic Acid
Al - $AlCl_3$
Cu -$CuSO_4$

Note: Samples are discarded 30 days after results are reported, unless other arrangements are made.

Rev 2 Effective 5/1/17

Pat-Chem Laboratories
1824 1st Street
San Fernando, CA 91340

CHAIN OF CUSTODY RECORD

Phone (818) 639-5300
Fax (818) 639-5306

Environmental Sample

Sample I.D.#: 22F0217

Customer:	IPC - Integrated Performance Consultants, Inc.	Project :	**(MCC) Daily EFF**
Address:	9297 Research Drive	Sampled by:	Golan Kfir
	Irvine CA 92618	Report Attention:	Ric Vardel / Golan Kfir
		P.O. #:	
		Phone #:	949-382-9067

Sample Description	Date Sampled	Time Sampled	# of bottles	Required Tests	Sample Type	Matrix	Bottle Type	Preserve	Field Data (pH / Temperature) pH: Field Lab
EFF	5/9/22	12:10	1	pH, T.Res.Chlorine	Grab	AQ	500ml Plastic	4°C	7.29 19.8°C
	"	"	1	Total Coliform, Fecal Coliform	Grab	AQ	Coli Bottle	4°C, ST	
Geotracker EDD:									
Logcode: IPCI									
Global ID: WDR100000359									

RECEIVED
MAY 11 2022
By

Signature	Print Name (Company)	Date	Time
Relinquished by GK	Golan Kfir IPC	5/9/22	12:10
Received by	Juan Deris (PCL)	5/9/22	12:12
Relinquished by	Juan Deris (PCL)	5/9/22	15:55
Received by			
Relinquished by			
Received in lab by		MAY 11 2022	1555

Sample Received Checklist

Temperature upon receipt: 4°C
# of bottles agrees with COC? Yes No
Samples intact? Yes No
Samples properly preserved? Yes No
Samples in holding time? Yes No

Compliance Monitor

Initial Flow _____
Final Flow _____

Sample Type
Grab
Comp

Matrix
AQ - Water
SO - Soil / Sludge
OT - Other

Bottle Type
P - Plastic
G - Amber Glass
VOA - 40 ml Vial
Coli - bacteria

Preservations
HC - HCl
HS - H_2SO_4
HN - HNO_3
HP - H_3PO_4
OH - NaOH
ST - Sodium Thiosulfate
AA - Ascorbic Acid
AI - $AlCl_3$
Cu - $CuSO_4$

Note: Samples are discarded 30 days after results are reported, unless other arrangements are made.

Rev 2 Effective 5/1/17

Pat-Chem Laboratories
1824 1st Street
San Fernando, CA 91340

CHAIN OF CUSTODY RECORD

Phone (818) 639-5300
Fax (818) 639-5306

Environmental Sample

Sample I.D.#: 22E0249

Customer:	IPC - Integrated Performance Consultants, Inc.	Project :	**(MCC) Daily EFF**
Address:	9297 Research Drive	Sampled by:	Kyle Vardel
	Irvine CA 92618	Report Attention:	Ric Vardel / Golan Kfir
P.O. #:		Phone #:	949-382-9067

Sample Description	Date Sampled	Time Sampled	# of bottles	Required Tests	Sample Type	Matrix	Bottle Type	Preserve	Field Data (pH / Temperature) pH: Field Lab
EFF	5/10/22	1130	1	pH, T.Res.Chlorine	Grab	AQ	500ml Plastic	4°C	7.65/21.6°C
	"	"	1	Total Coliform, Fecal Coliform	Grab	AQ	Coli Bottle	4°C, ST	

RECEIVED
MAY 10 2022
By

Geotracker EDD:
Logcode: IPCI
Global ID: WDR100000359

Signature	Print Name (Company)	Date	Time
Relinquished by	Kyle Vardel (IPC)	5/10/22	1150
Received by	MARCO SANTIESTEBAN (PCL)	5/10/22	1308
Relinquished by	MARIO SANTIESTEBAN (PCL)	5/10/22	1455
Received by			
Relinquished by			
Received by	(PCL)	5/10/22	1455

Sample Received Checklist

Temperature upon receipt: 4°C

# of bottles agrees with COC? Yes No

Samples intact? Yes No

Samples properly preserved? Yes No

Samples in holding time? Yes No

Compliance Monitor

Initial Flow _____

Final Flow _____

Sample Type
Grab
Comp

Matrix
AQ - Water
SO - Soil / Sludge
OT - Other

Bottle Type
P - Plastic
G - Amber Glass
VOA - 40 ml Vial
Coli - bacteria

Preservations
HC - HCl
HS - H_2SO_4
HN - HNO_3
HP - H_3PO_4
OH - NaOH
ST - Sodium Thiosulfate
AA - Ascorbic Acid
Al - $AlCl_3$
Cu - $CuSO_4$

Note: Samples are discarded 30 days after results are reported, unless other arrangements are made.

Rev 2 Effective 5/1/17

PAT-CHEM LABORATORIES
QUALITY ANALYTICAL SERVICES SINCE 1987
1824 1st Street
San Fernando, CA 91340
(818) 639-5300 ph
(818) 639-5306 fx
pat-chem.com

Customer: **Integrated Performance Consultants, Inc.**
9297 Research Drive
Irvine CA, 92618

Attention: Ric Vardel
Report Date: 20-May-22 12:47
Subject: (MCC) Daily EFF

Project/P.O.#: (MCC) Daily EFF

Parameter	Method	QC Batch	RL	Prepared	Analyzed	Result	Notes
EFF (Sample I.D.# : 22E0285-01) Collected: 11-May-22 By EM of IPC							
Microbiological							
Fecal Coliforms	SM 9221E	AE21130	1.8	11-May-22	13-May-22	**<1.8 MPN/100 ml**	
Total Coliforms	SM 9221B	AE21130	1.8	11-May-22	13-May-22	**<1.8 MPN/100 ml**	
Inorganic Constituents							
pH	SM 4500H-B	AE21621	0.1	11-May-22	11-May-22	**7.5 pH Units**	
Residual Chlorine	SM 4500Cl-G	AE21138	0.05	11-May-22	12-May-22	**0.14 mg/l**	
EFF (Sample I.D.# : 22E0342-01) Collected: 12-May-22 By C.A of IPC							
Microbiological							
Fecal Coliforms	SM 9221E	AE21209	1.8	12-May-22	14-May-22	**<1.8 MPN/100 ml**	
Total Coliforms	SM 9221B	AE21209	1.8	12-May-22	14-May-22	**<1.8 MPN/100 ml**	
Inorganic Constituents							
pH	SM 4500H-B	AE21621	0.1	12-May-22	12-May-22	**7.4 pH Units**	
Residual Chlorine	SM 4500Cl-G	AE21629	0.05	16-May-22	16-May-22	**0.15 mg/l**	
EFF (Sample I.D.# : 22E0363-01) Collected: 13-May-22 By JA of IPC							
Microbiological							
Fecal Coliforms	SM 9221E	AE21308	1.8	13-May-22	17-May-22	**<1.8 MPN/100 ml**	
Total Coliforms	SM 9221B	AE21308	1.8	13-May-22	17-May-22	**<1.8 MPN/100 ml**	
Inorganic Constituents							
pH	SM 4500H-B	AE21621	0.1	13-May-22	13-May-22	**7.7 pH Units**	
Residual Chlorine	SM 4500Cl-G	AE21629	0.05	16-May-22	16-May-22	**0.17 mg/l**	
EFF (Sample I.D.# : 22E0383-01) Collected: 14-May-22 By JA of IPC							
Microbiological							
Fecal Coliforms	SM 9221E	AE21429	1.8	14-May-22	17-May-22	**<1.8 MPN/100 ml**	
Total Coliforms	SM 9221B	AE21429	1.8	14-May-22	17-May-22	**<1.8 MPN/100 ml**	
Inorganic Constituents							
pH	SM 4500H-B	AE21621	0.1	14-May-22	14-May-22	**7.3 pH Units**	
Residual Chlorine	SM 4500Cl-G	AE21629	0.05	16-May-22	16-May-22	**0.19 mg/l**	

Respectfully Submitted,

Stephen Sakai 5/20/2022
Lab Director

PAT-CHEM
LABORATORIES

QUALITY ANALYTICAL SERVICES SINCE 1987

1824 1st Street
San Fernando, CA 91340
(818) 639-5300 ph
(818) 639-5306 fx
pat-chem.com

Customer: **Integrated Performance Consultants, Inc.**
9297 Research Drive
Irvine CA, 92618

Attention: Ric Vardel
Report Date: 20-May-22 12:47
Subject: (MCC) Daily EFF

Project/P.O.#: (MCC) Daily EFF

Parameter	Method	QC Batch	RL	Prepared	Analyzed	Result	Notes
EFF (Sample I.D.# : 22E0390-01) Collected: 15-May-22 By DH of IPC							
Microbiological							
Fecal Coliforms	SM 9221E	AE21726	1.8	15-May-22	20-May-22	**<1.8 MPN/100 ml**	
Total Coliforms	SM 9221B	AE21726	1.8	15-May-22	20-May-22	**<1.8 MPN/100 ml**	
Inorganic Constituents							
pH	SM 4500H-B	AE21621	0.1	15-May-22	15-May-22	**7.4 pH Units**	
Residual Chlorine	SM 4500Cl-G	AE21629	0.05	16-May-22	16-May-22	**0.23 mg/l**	

Notes and Definitions

RL Reporting Limit - The lowest amount of a constituent that can be reliably quantified and reported.

Respectfully Submitted,

Stephen Sakai 5/20/2022
Lab Director

Pat-Chem Laboratories
1824 1st Street
San Fernando, CA 91340

CHAIN OF CUSTODY RECORD

Phone (818) 639-5300
Fax (818) 639-5306

Environmental Sample

Sample I.D.#: 22E0285

Customer:	IPC - Integrated Performance Consultants, Inc.	Project :	**(MCC) Daily EFF**
Address:	9297 Research Drive	Sampled by:	P.O. #:
	Irvine CA 92618	Report Attention: Ric Vardel / Golan Kfir	Phone #: 949-382-9067

Sample Description	Date Sampled	Time Sampled	# of bottles	Required Tests	Sample Type	Matrix	Bottle Type	Preserve	Field Data (pH / Temperature) pH: Field Lab
EFF	5-11-22	1035	1	pH, T.Res.Chlorine	Grab	AQ	500ml Plastic	4°C	
			1	Total Coliform, Fecal Coliform	Grab	AQ	Coli Bottle	4°C, ST	
Geotracker EDD:									
Logcode: IPCI									
Global ID: WDR100000359									

RECEIVED
MAY 11 2022
By Allen Valle Jr.

	Signature	Print Name (Company)	Date	Time
Relinquished by		E. MORRIS	5-11-22	1123
Received by		Juan Devis (PCL)	5-11	13:00
Relinquished by		Juan Devis (PCL)	5-11	17:21
Received by				
Relinquished by				
Received in lab by	Allen Valle Jr.	MAY 11 2022		1721

Sample Received Checklist

Temperature upon receipt: 4°C
# of bottles agrees with COC? Yes No
Samples intact? Yes No
Samples properly preserved? Yes No
Samples in holding time? Yes No

Compliance Monitor

Initial Flow _____
Final Flow _____

Sample Type
Grab
Comp

Matrix
AQ - Water
SO -Soil / Sludge
OT - Other

Bottle Type
P - Plastic
G - Amber Glass
VOA - 40 ml Vial
Coli - bacteria

Preservations
HC - HCl
HS - H_2SO_4
HN - HNO_3
HP - H_3PO_4
OH - NaOH
ST - Sodium Thiosulfate
AA - Ascorbic Acid
Al - $AlCl_3$
Cu -$CuSO_4$

Note: Samples are discarded 30 days after results are reported, unless other arrangements are made.

Rev 2 Effective 5/1/17

Pat-Chem Laboratories
1824 1st Street
San Fernando, CA 91340

CHAIN OF CUSTODY RECORD

Phone (818) 639-5300
Fax (818) 639-5306

Environmental Sample

Sample I.D.#: 22E0342

Customer:	IPC - Integrated Performance Consultants, Inc.	Project :	**(MCC) Daily EFF**
Address:	9297 Research Drive	Sampled by: Carlos Alvarez	P.O. #:
Irvine CA 92618		Report Attention: Ric Vardel / Golan Kfir	Phone #: 949-382-9067

Sample Description	Date Sampled	Time Sampled	# of bottles	Required Tests	Sample Type	Matrix	Bottle Type	Preserve	Field Data (pH / Temperature) pH: Field Lab
EFF	05/12/22	1125	1	pH, T.Res.Chlorine	Grab	AQ	500ml Plastic	4°C	7.44 23.3°C
↓	↓	↓	1	Total Coliform, Fecal Coliform	Grab	AQ	Coli Bottle	4°C, ST	

RECEIVED
MAY 12 2022
By

Geotracker EDD:
Logcode: IPCI
Global ID: WDR100000359

	Signature	Print Name (Company)	Date	Time
Relinquished by		Carlos Alvarez (IPC)	05/12/22	1135
Received by		Juan Devis (PCL)	5/12/22	1320
Relinquished by		Juan Devis (PCL)	5/12/22	16:57
Received by				
Relinquished by				
Received in lab by		MAY 12 2022		1657

Sample Received Checklist

Temperature upon receipt: 4°C
# of bottles agrees with COC? Yes No
Samples intact? Yes No
Samples properly preserved? Yes No
Samples in holding time? Yes No

Compliance Monitor

Initial Flow _____
Final Flow _____

Sample Type
Grab
Comp

Matrix
AQ - Water
SO -Soil / Sludge
OT - Other

Bottle Type
P - Plastic
G - Amber Glass
VOA - 40 ml Vial
Coli - bacteria

Preservations
HC - HCl
HS - H_2SO_4
HN - HNO_3
HP - H_3PO_4
OH - NaOH
ST - Sodium Thiosulfate
AA - Ascorbic Acid
Al - $AlCl_3$
Cu -$CuSO_4$

Note: Samples are discarded 30 days after results are reported, unless other arrangements are made.

Rev 2 Effective 5/1/17

Pat-Chem Laboratories
1824 1st Street
San Fernando, CA 91340

CHAIN OF CUSTODY RECORD

Phone (818) 639-5300
Fax (818) 639-5306

Environmental Sample

Sample I.D.#: 22E0363

Customer:	IPC - Integrated Performance Consultants, Inc.	Project :	**(MCC) Daily EFF**
Address:	9297 Research Drive	Sampled by:	Jesus Avalos
	Irvine CA 92618	Report Attention:	Ric Vardel / Golan Kfir
P.O. #:		Phone #:	949-382-9067

Sample Description	Date Sampled	Time Sampled	# of bottles	Required Tests	Sample Type	Matrix	Bottle Type	Preserve	Field Data (pH / Temperature) pH: Field Lab
EFF	5/13/22	11:25	1	pH, T.Res.Chlorine	Grab	AQ	500ml Plastic	4°C	7.69/23.4 °C
"	"	"	1	Total Coliform, Fecal Coliform	Grab	AQ	Coli Bottle	4°C, ST	

Geotracker EDD:
Logcode: IPCI
Global ID: WDR100000359

RECEIVED MAY 13 2022 By

Signature	Print Name (Company)	Date	Time
Relinquished by: Jesus Avalos	Jesus Avalos (IPC)	5/13/22	11:30
Received by:	MARIO SANTIESTEBAN (PCL)	5/13/22	1328
Relinquished by:	MARIO SANTIESTEBAN	5/13/22	1445
Received by:			
Relinquished by:			
Received in lab by:	MAY 13 2022		1445

Sample Received Checklist

Temperature upon receipt: 4°C

# of bottles agrees with COC? Yes No

Samples intact? Yes No

Samples properly preserved? Yes No

Samples in holding time? Yes No

Compliance Monitor

Initial Flow _____

Final Flow _____

Sample Type
Grab
Comp

Matrix
AQ - Water
SO -Soil / Sludge
OT - Other

Bottle Type
P - Plastic
G - Amber Glass
VOA - 40 ml Vial
Coli - bacteria

Preservations
HC - HCl
HS - H_2SO_4
HN - HNO_3
HP - H_3PO_4
OH - NaOH
ST - Sodium Thiosulfate
AA - Ascorbic Acid
Al - $AlCl_3$
Cu -$CuSO_4$

Note: Samples are discarded 30 days after results are reported, unless other arrangements are made.

Rev 2 Effective 5/1/17

Pat-Chem Laboratories
1824 1st Street
San Fernando, CA 91340

CHAIN OF CUSTODY RECORD

Phone (818) 639-5300
Fax (818) 639-5306

Environmental Sample

Sample I.D.#: 22E0383

Customer:	IPC - Integrated Performance Consultants, Inc.	Project :	(MCC) Daily EFF
Address:	9297 Research Drive	Sampled by:	Jesus Avalos
	Irvine CA 92618	Report Attention:	Ric Vardel / Golan Kfir
P.O. #:		Phone #:	949-382-9067

Sample Description	Date Sampled	Time Sampled	# of bottles	Required Tests	Sample Type	Matrix	Bottle Type	Preserve	Field Data (pH / Temperature) pH: Field Lab
EFF	5/14/22	11:50	1	pH, T.Res.Chlorine	Grab	AQ	500ml Plastic	4°C	
"	"	"	1	Total Coliform, Fecal Coliform	Grab	AQ	Coli Bottle	4°C, ST	
Geotracker EDD: Logcode: IPCI Global ID: WDR100000359									

Signature	Print Name (Company)	Date	Time
Relinquished by: Jesus Avalos	Jesus Avalos (PC)	5/14/22	11:55
Received by: [illegible]	Richard Martinez (PC)	5/14/22	1155
Relinquished by:			
Received by:			
Relinquished by:			
Received in lab by: [illegible]	Richard Martinez (PC)	5/14/22	1500

Sample Received Checklist

Temperature upon receipt: 4°C
# of bottles agrees with COC? Yes No
Samples intact? Yes No
Samples properly preserved? Yes No
Samples in holding time? Yes No

Compliance Monitor

Initial Flow _____
Final Flow _____

Sample Type
Grab
Comp

Matrix
AQ - Water
SO - Soil / Sludge
OT - Other

Bottle Type
P - Plastic
G - Amber Glass
VOA - 40 ml Vial
Coli - bacteria

Preservations
HC - HCl
HS - H_2SO_4
HN - HNO_3
HP - H_3PO_4
OH - NaOH
ST - Sodium Thiosulfate
AA - Ascorbic Acid
Al - $AlCl_3$
Cu - $CuSO_4$

Note: Samples are discarded 30 days after results are reported, unless other arrangements are made.

Rev 2 Effective 5/1/17

Pat-Chem Laboratories
1824 1st Street
San Fernando, CA 91340

CHAIN OF CUSTODY RECORD

Phone (818) 639-5300
Fax (818) 639-5306

Environmental Sample

Sample I.D.#: 22E0390

Customer:	IPC - Integrated Performance Consultants, Inc.	Project:	(MCC) Daily EFF
Address:	9297 Research Drive	Sampled by:	Daniel Huey
	Irvine CA 92618	Report Attention:	Ric Vardel / Golan Kfir
P.O. #:		Phone #:	949-382-9067

Sample Description	Date Sampled	Time Sampled	# of bottles	Required Tests	Sample Type	Matrix	Bottle Type	Preserve	Field Data (pH / Temperature) pH: Field Lab
EFF	5/15/22	0940	1	pH, T.Res.Chlorine	Grab	AQ	500ml Plastic	4°C	
"	"	"	1	Total Coliform, Fecal Coliform	Grab	AQ	Coli Bottle	4°C, ST	
Geotracker EDD:									
Logcode: IPCI									
Global ID: WDR100000359									

RECEIVED
MAY 15 2022
By Alex Walk Jr.

	Signature	Print Name (Company)	Date	Time
Relinquished by	Daniel Huey	Daniel (IPC)	5/15/22	0945
Received by				
Relinquished by				
Received by	Alex Walk Jr	Alex Walk Jr	5/15/22	12:20
Relinquished by				
Received in lab by	Alex Walk Jr.	MAY 15 2022		1630

Sample Received Checklist

Temperature upon receipt: 4°C
# of bottles agrees with COC? Yes No
Samples intact? Yes No
Samples properly preserved? Yes No
Samples in holding time? Yes No

Compliance Monitor

Initial Flow _____
Final Flow _____

Sample Type
Grab
Comp

Matrix
AQ - Water
SO -Soil / Sludge
OT - Other

Bottle Type
P - Plastic
G - Amber Glass
VOA - 40 ml Vial
Coli - bacteria

Preservations
HC - HCl
HS - H_2SO_4
HN - HNO_3
HP - H_3PO_4
OH - NaOH
ST - Sodium Thiosulfate
AA - Ascorbic Acid
Al - $AlCl_3$
Cu -$CuSO_4$

Note: Samples are discarded 30 days after results are reported, unless other arrangements are made.

Rev 2 Effective 5/1/17

PAT-CHEM LABORATORIES
QUALITY ANALYTICAL SERVICES SINCE 1987
1824 1st Street
San Fernando, CA 91340
(818) 639-5300 ph
(818) 639-5306 fx
pat-chem.com

Customer: **Integrated Performance Consultants, Inc.**
9297 Research Drive
Irvine CA, 92618

Attention: Ric Vardel
Report Date: 25-May-22 09:22
Subject: (MCC) Daily EFF

Project/P.O.#: (MCC) Daily EFF

Parameter	Method	QC Batch	RL	Prepared	Analyzed	Result	Notes
EFF (Sample I.D.# : 22E0404-01) Collected: 16-May-22 By DH of IPC							
Microbiological							
Fecal Coliforms	SM 9221E	AE21726	1.8	16-May-22	20-May-22	**<1.8 MPN/100 ml**	
Total Coliforms	SM 9221B	AE21726	1.8	16-May-22	20-May-22	**<1.8 MPN/100 ml**	
Inorganic Constituents							
pH	SM 4500H-B	AE22327	0.1	16-May-22	16-May-22	**7.5 pH Units**	
Residual Chlorine	SM 4500Cl-G	AE21629	0.05	16-May-22	16-May-22	**0.13 mg/l**	
EFF (Sample I.D.# : 22E0441-01) Collected: 17-May-22 By EM of IPC							
Microbiological							
Fecal Coliforms	SM 9221E	AE21726	1.8	17-May-22	20-May-22	**<1.8 MPN/100 ml**	
Total Coliforms	SM 9221B	AE21726	1.8	17-May-22	20-May-22	**<1.8 MPN/100 ml**	
Inorganic Constituents							
pH	SM 4500H-B	AE22327	0.1	17-May-22	17-May-22	**7.6 pH Units**	
Residual Chlorine	SM 4500Cl-G	AE21918	0.05	19-May-22	19-May-22	**0.11 mg/l**	
EFF (Sample I.D.# : 22E0489-01) Collected: 18-May-22 By EM of IPC							
Microbiological							
Fecal Coliforms	SM 9221E	AE21830	1.8	18-May-22	20-May-22	**<1.8 MPN/100 ml**	
Total Coliforms	SM 9221B	AE21830	1.8	18-May-22	20-May-22	**<1.8 MPN/100 ml**	
Inorganic Constituents							
pH	SM 4500H-B	AE22327	0.1	18-May-22	18-May-22	**7.6 pH Units**	
Residual Chlorine	SM 4500Cl-G	AE21918	0.05	19-May-22	19-May-22	**0.10 mg/l**	
EFF (Sample I.D.# : 22E0518-01) Collected: 19-May-22 By DH of IPC							
Microbiological							
Fecal Coliforms	SM 9221E	AE21913	1.8	19-May-22	21-May-22	**<1.8 MPN/100 ml**	
Total Coliforms	SM 9221B	AE21913	1.8	19-May-22	21-May-22	**<1.8 MPN/100 ml**	
Inorganic Constituents							
pH	SM 4500H-B	AE22327	0.1	19-May-22	19-May-22	**7.4 pH Units**	
Residual Chlorine	SM 4500Cl-G	AE21918	0.05	19-May-22	19-May-22	**0.13 mg/l**	

Respectfully Submitted,

Stephen Sakai 5/25/2022
Lab Director

PAT-CHEM LABORATORIES
QUALITY ANALYTICAL SERVICES SINCE 1987
1824 1st Street
San Fernando, CA 91340
(818) 639-5300 ph
(818) 639-5306 fx
pat-chem.com

Customer: **Integrated Performance Consultants, Inc.**
9297 Research Drive
Irvine CA, 92618

Attention: Ric Vardel
Report Date: 25-May-22 09:22
Subject: (MCC) Daily EFF

Project/P.O.#: (MCC) Daily EFF

Parameter	Method	QC Batch	RL	Prepared	Analyzed	Result	Notes
EFF (Sample I.D.# : 22E0545-01) Collected: 20-May-22 By JA of IPC							
Microbiological							
Fecal Coliforms	SM 9221E	AE22011	1.8	20-May-22	22-May-22	**<1.8 MPN/100 ml**	
Total Coliforms	SM 9221B	AE22011	1.8	20-May-22	22-May-22	**<1.8 MPN/100 ml**	
Inorganic Constituents							
pH	SM 4500H-B	AE22327	0.1	20-May-22	20-May-22	**7.8 pH Units**	
Residual Chlorine	SM 4500Cl-G	AE22019	0.05	20-May-22	20-May-22	**0.07 mg/l**	
EFF (Sample I.D.# : 22E0559-01) Collected: 21-May-22 By JA of IPC							
Microbiological							
Fecal Coliforms	SM 9221E	AE22127	1.8	21-May-22	23-May-22	**<1.8 MPN/100 ml**	
Total Coliforms	SM 9221B	AE22127	1.8	21-May-22	23-May-22	**<1.8 MPN/100 ml**	
Inorganic Constituents							
pH	SM 4500H-B	AE22327	0.1	21-May-22	21-May-22	**7.5 pH Units**	
Residual Chlorine	SM 4500Cl-G	AE22331	0.05	23-May-22	23-May-22	**0.12 mg/l**	
EFF (Sample I.D.# : 22E0567-01) Collected: 22-May-22 By em of IPC							
Microbiological							
Fecal Coliforms	SM 9221E	AE22223	1.8	22-May-22	24-May-22	**<1.8 MPN/100 ml**	
Total Coliforms	SM 9221B	AE22223	1.8	22-May-22	24-May-22	**<1.8 MPN/100 ml**	
Inorganic Constituents							
pH	SM 4500H-B	AE22327	0.1	22-May-22	22-May-22	**7.0 pH Units**	
Residual Chlorine	SM 4500Cl-G	AE22331	0.05	23-May-22	23-May-22	**0.12 mg/l**	

Respectfully Submitted,

Stephen Sakai 5/25/2022
Lab Director

PAT-CHEM
LABORATORIES

QUALITY ANALYTICAL SERVICES SINCE 1987

1824 1st Street
San Fernando, CA 91340
(818) 639-5300 ph
(818) 639-5306 fx
pat-chem.com

Customer: **Integrated Performance Consultants, Inc.**
9297 Research Drive
Irvine CA, 92618

Attention: Ric Vardel
Report Date: 25-May-22 09:22
Subject: (MCC) Daily EFF

Project/P.O.#: (MCC) Daily EFF

Notes and Definitions

RL Reporting Limit - The lowest amount of a constituent that can be reliably quantified and reported.

Respectfully Submitted,

Stephen Sakai 5/25/2022
Lab Director

Pat-Chem Laboratories
1824 1st Street
San Fernando, CA 91340

CHAIN OF CUSTODY RECORD

Phone (818) 639-5300
Fax (818) 639-5306

Environmental Sample

Sample I.D.#: 22E0404

Customer:	IPC - Integrated Performance Consultants, Inc.	Project :	(MCC) Daily EFF
Address:	9297 Research Drive Irvine CA 92618	Sampled by:	Daniel Huey ~~Ric Vardel / Golan Kfir~~
		Report Attention:	
		P.O. #:	949-382-9067
		Phone #:	

Sample Description	Date Sampled	Time Sampled	# of bottles	Required Tests	Sample Type	Matrix	Bottle Type	Preserve	Field Data (pH / Temperature) pH: Field Lab
~~EFF~~	5/16/22	1135	1	~~pH, T.Res.Chlorine~~	Grab	AQ	500ml Plastic	4°C	7.46 18.8°C
EFF	"	"	1	~~Total Coliform, Fecal Coliform~~	Grab	AQ	Coli Bottle	4°C, ST	

RECEIVED
MAY 16 2022
By

Geotracker EDD:
~~Logcode: IPCI~~
Global ID: WDR100000359

	Signature	Print Name (Company)	Date	Time
Relinquished by		Daniel (IPC)	5/16/22	1135
Received by		Juan Davis (PCL)	5/16/22	12:29
Relinquished by		Juan Davis (PCL)	5/16/22	15:54
Received by				
Relinquished by				
Received in lab by		MAY 16 2022		15:54

Sample Received Checklist

Temperature upon receipt: 4°C
# of bottles agrees with COC? Yes No
Samples intact? Yes No
Samples properly preserved? Yes No
Samples in holding time? Yes No

Compliance Monitor

Initial Flow _____
Final Flow _____

Sample Type	Preservations
Grab	**HC** - HCl
Comp	**HS** - H_2SO_4
Matrix	**HN** - HNO_3
AQ - Water	**HP** - H_3PO_4
SO -Soil / Sludge	**OH** - NaOH
OT - Other	**ST** - Sodium Thiosulfate
Bottle Type	**AA** - Ascorbic Acid
P - Plastic	**Al** - $AlCl_3$
G - Amber Glass	**Cu** -$CuSO_4$
VOA - 40 ml Vial	
Coli - bacteria	

Note: Samples are discarded 30 days after results are reported, unless other arrangements are made.

Rev 2 Effective 5/1/17

Pat-Chem Laboratories
1824 1st Street
San Fernando, CA 91340

CHAIN OF CUSTODY RECORD

Phone (818) 639-5300
Fax (818) 639-5306

Environmental Sample

Sample I.D.#: 22E0441

Customer:	IPC - Integrated Performance Consultants, Inc.	Project :	**(MCC) Daily EFF**
Address:	9297 Research Drive	Sampled by:	E. Morris
	Irvine CA 92618	Report Attention:	Ric Vardel / Golan Kfir
P.O. #:		Phone #:	949-382-9067

Sample Description	Date Sampled	Time Sampled	# of bottles	Required Tests	Sample Type	Matrix	Bottle Type	Preserve	Field Data (pH / Temperature) pH: Field Lab
EFF	5-17-22	12/2	1	pH, T.Res.Chlorine	Grab	AQ	500ml Plastic	4°C	7.56 23.3°C
			1	Total Coliform, Fecal Coliform	Grab	AQ	Coli Bottle	4°C, ST	

RECEIVED
MAY 17 2022
By

Geotracker EDD:
Logcode: IPCI
Global ID: WDR100000359

	Signature	Print Name (Company)	Date	Time
Relinquished by	E. Morris	E. Morris IPC	5-17-22	1230
Received by		Juan Denis (PCL)	5/17/22	12:45
Relinquished by		Juan Denis (PCL)	5/17/22	14:37
Received by				
Relinquished by				
Received in lab by		MAY 17 2022		1437

Sample Received Checklist

Temperature upon receipt:	4°	
# of bottles agrees with COC?	Yes	No
Samples intact?	Yes	No
Samples properly preserved?	Yes	No
Samples in holding time?	Yes	No

Compliance Monitor

Initial Flow _____

Final Flow _____

Sample Type
Grab
Comp

Matrix
AQ - Water
SO -Soil / Sludge
OT - Other

Bottle Type
P - Plastic
G - Amber Glass
VOA - 40 ml Vial
Coli - bacteria

Preservations
HC - HCl
HS - H_2SO_4
HN - HNO_3
HP - H_3PO_4
OH - NaOH
ST - Sodium Thiosulfate
AA - Ascorbic Acid
AI - $AlCl_3$
Cu -$CuSO_4$

Note: Samples are discarded 30 days after results are reported, unless other arrangements are made.

Rev 2 Effective 5/1/17

Pat-Chem Laboratories
1824 1st Street
San Fernando, CA 91340

CHAIN OF CUSTODY RECORD

Phone (818) 639-5300
Fax (818) 639-5306

Environmental Sample

Sample I.D.#: 22E0489

Customer:	IPC - Integrated Performance Consultants, Inc.	Project :	**(MCC) Daily EFF**
Address:	9297 Research Drive	Sampled by:	E. Morris
	Irvine CA 92618	Report Attention:	Ric Vardel / Golan Kfir
P.O. #:		Phone #:	949-382-9067

Sample Description	Date Sampled	Time Sampled	# of bottles	Required Tests	Sample Type	Matrix	Bottle Type	Preserve	Field Data (pH / Temperature) pH: Field Lab
EFF	5-18-22	1156	1	pH, T.Res.Chlorine	Grab	AQ	500ml Plastic	4°C	7.60 22.4°C
			1	Total Coliform, Fecal Coliform	Grab	AQ	Coli Bottle	4°C, ST	

RECEIVED
MAY 18 2022
By

Geotracker EDD:
Logcode: IPCI
Global ID: WDR100000359

	Signature	Print Name (Company)	Date	Time
Relinquished by	E. Morris	E. Morris	5-18-22	1210
Received by		Juan Davis (PCL)	5/18/22	13:35
Relinquished by		Juan Davis (PCL)	5/18/22	16:40
Received by				
Relinquished by				
Received in lab by		MAY 18 2022		1640

Sample Received Checklist

Temperature upon receipt: 4°C
# of bottles agrees with COC? Yes No
Samples intact? Yes No
Samples properly preserved? Yes No
Samples in holding time? Yes No

Compliance Monitor

Initial Flow _____
Final Flow _____

Sample Type
Grab
Comp

Matrix
AQ - Water
SO -Soil / Sludge
OT - Other

Bottle Type
P - Plastic
G - Amber Glass
VOA - 40 ml Vial
Coli - bacteria

Preservations
HC - HCl
HS - H_2SO_4
HN - HNO_3
HP - H_3PO_4
OH - NaOH
ST - Sodium Thiosulfate
AA - Ascorbic Acid
Al - $AlCl_3$
Cu -$CuSO_4$

Note: Samples are discarded 30 days after results are reported, unless other arrangements are made.

Rev 2 Effective 5/1/17

Pat-Chem Laboratories
1824 1st Street
San Fernando, CA 91340

CHAIN OF CUSTODY RECORD

Phone (818) 639-5300
Fax (818) 639-5306

Environmental Sample

Sample I.D.#: A22E0518

Customer: IPC - Integrated Performance Consultants, Inc.
9297 Research Drive

Project: (MCC) Daily EFF

Address: Irvine CA 92618

Sampled by: Daniel Huey
Ric Vardel / Golan Kfir

P.O. #: 949-382-9067

Report Attention:

Phone #:

Sample Description	Date Sampled	Time Sampled	# of bottles	Required Tests	Sample Type	Matrix	Bottle Type	Preserve	Field Data (pH / Temperature) pH: Field Lab
EFF			1	pH, T.Res.Chlorine	Grab	AQ	500ml Plastic	4°C	7.49 17.2°C
EFF	5/19/22	1110	1	Total Coliform, Fecal Coliform	Grab	AQ	Coli Bottle	4°C, ST	
EFF	"	"							

RECEIVED
MAY 19 2022
By

Geotracker EDD:
Logcode: IPCI
Global ID: WDR100000359

Signature	Print Name (Company)	Date	Time
Relinquished by: Daniel Huey	Daniel (IPC)	5/19/22	1115
Received by:	Juan Reris (PCL)	5/19/22	15:17
Relinquished by:	Juan Reris (PCL)	5/19/22	14:56
Received by:			
Relinquished by:			
Received in lab by:	MAY 19 2022		1456

Sample Received Checklist

Temperature upon receipt: 4°C
# of bottles agrees with COC? Yes No
Samples intact? Yes No
Samples properly preserved? Yes No
Samples in holding time? Yes No

Compliance Monitor

Initial Flow _____
Final Flow _____

Sample Type
Grab
Comp

Matrix
AQ - Water
SO - Soil / Sludge
OT - Other

Bottle Type
P - Plastic
G - Amber Glass
VOA - 40 ml Vial
Coli - bacteria

Preservations
HC - HCl
HS - H_2SO_4
HN - HNO_3
HP - H_3PO_4
OH - NaOH
ST - Sodium Thiosulfate
AA - Ascorbic Acid
AI - $AlCl_3$
Cu - $CuSO_4$

Note: Samples are discarded 30 days after results are reported, unless other arrangements are made.

Rev 2 Effective 5/1/17

Pat-Chem Laboratories
1824 1st Street
San Fernando, CA 91340

CHAIN OF CUSTODY RECORD

Phone (818) 639-5300
Fax (818) 639-5306

Environmental Sample

Sample I.D.#: 22E0545

Customer:	IPC - Integrated Performance Consultants, Inc.	Project :	**(MCC) Daily EFF**
Address:	9297 Research Drive	Sampled by:	Jesus Avalos
	Irvine CA 92618	Report Attention:	Ric Vardel / Golan Kfir
P.O. #:		Phone #:	949-382-9067

Sample Description	Date Sampled	Time Sampled	# of bottles	Required Tests	Sample Type	Matrix	Bottle Type	Preserve	Field Data (pH / Temperature) pH: Field Lab
EFF	5/20/22	11:35	1	pH, T.Res.Chlorine	Grab	AQ	500ml Plastic	4°C	7.86 / 19.1 °C
"	"	"	1	Total Coliform, Fecal Coliform	Grab	AQ	Coli Bottle	4°C, ST	

RECEIVED
MAY 20 2022
By Aledwalk Jr.

Geotracker EDD:
Logcode: IPCI
Global ID: WDR100000359

Signature	Print Name (Company)	Date	Time
Relinquished by: Jesus Avalos	Jesus Avalos (IPC)	5/20/22	11:40
Received by: [signature]	MARIO SANTIESTEBAN (PCL)	5/20/22	1250
Relinquished by: [signature]	MARIO SANTIESTEBAN (PCL)	5/20/22	1420
Received by			
Relinquished by			
Received in lab by: Aledwalk Jr.	MAY 20 2022		1420

Sample Received Checklist

Temperature upon receipt: 4°C
# of bottles agrees with COC? Yes No
Samples intact? Yes No
Samples properly preserved? Yes No
Samples in holding time? Yes No

Compliance Monitor

Initial Flow _____
Final Flow _____

Sample Type
Grab
Comp

Matrix
AQ - Water
SO - Soil / Sludge
OT - Other

Bottle Type
P - Plastic
G - Amber Glass
VOA - 40 ml Vial
Coli - bacteria

Preservations
HC - HCl
HS - H_2SO_4
HN - HNO_3
HP - H_3PO_4
OH - NaOH
ST - Sodium Thiosulfate
AA - Ascorbic Acid
AI - $AlCl_3$
Cu - $CuSO_4$

Note: Samples are discarded 30 days after results are reported, unless other arrangements are made.

Rev 2 Effective 5/1/17

Pat-Chem Laboratories
1824 1st Street
San Fernando, CA 91340

CHAIN OF CUSTODY RECORD

Phone (818) 639-5300
Fax (818) 639-5306

Environmental Sample

Sample I.D.#: 22E0559

Customer:	IPC - Integrated Performance Consultants, Inc.	Project:	(MCC) Daily EFF
Address:	9297 Research Drive	Sampled by:	Jesus Avalos
	Irvine CA 92618	Report Attention:	Ric Vardel / Golan Kfir
		P.O. #:	
		Phone #:	949-382-9067

Sample Description	Date Sampled	Time Sampled	# of bottles	Required Tests	Sample Type	Matrix	Bottle Type	Preserve	Field Data (pH / Temperature) pH: Field Lab
EFF	5/21/22	11:45	1	pH, T.Res.Chlorine	Grab	AQ	500ml Plastic	4°C	
//	//	//	1	Total Coliform, Fecal Coliform	Grab	AQ	Coli Bottle	4°C, ST	
Geotracker EDD:									
Logcode: IPCI									
Global ID: WDR100000359									

	Signature	Print Name (Company)	Date	Time
Relinquished by	Jesus Avalos	Jesus Avalos (IPC)	5/21/22	11:50
Received by		Richard Martinez (PC)	5/21/22	1150
Relinquished by				
Received by				
Relinquished by				
Received in lab by		Richard Martinez (PC)	5/21/22	1520

Sample Received Checklist

Temperature upon receipt: 4°C

# of bottles agrees with COC? (Yes) No

Samples intact? (Yes) No

Samples properly preserved? (Yes) No

Samples in holding time? (Yes) No

Compliance Monitor

Initial Flow _____

Final Flow _____

Sample Type
Grab
Comp

Matrix
AQ - Water
SO - Soil / Sludge
OT - Other

Bottle Type
P - Plastic
G - Amber Glass
VOA - 40 ml Vial
Coli - bacteria

Preservations
HC - HCl
HS - H_2SO_4
HN - HNO_3
HP - H_3PO_4
OH - NaOH
ST - Sodium Thiosulfate
AA - Ascorbic Acid
Al - $AlCl_3$
Cu - $CuSO_4$

Note: Samples are discarded 30 days after results are reported, unless other arrangements are made.

Rev 2 Effective 5/1/17

Pat-Chem Laboratories
1824 1st Street
San Fernando, CA 91340

CHAIN OF CUSTODY RECORD

Phone (818) 639-5300
Fax (818) 639-5306

Environmental Sample

Sample I.D.#: 22E0567

Customer:	IPC - Integrated Performance Consultants, Inc.	Project :	(MCC) Daily EFF
Address:	9297 Research Drive	Sampled by:	P.O. #:
	Irvine CA 92618	Report Attention: Ric Vardel / Golan Kfir	Phone #: 949-382-9067

Sample Description	Date Sampled	Time Sampled	# of bottles	Required Tests	Sample Type	Matrix	Bottle Type	Preserve	Field Data (pH / Temperature) pH: Field Lab
EFF	5-22-22	930	1	pH, T.Res.Chlorine	Grab	AQ	500m Plastic	4°C	7.0
	"	"	1	Total Coliform, Fecal Coliform	Grab	AQ	Coli Bottle	4°C, ST	

Geotracker EDD:
Logcode: IPCI
Global ID: WDR100000359

	Signature	Print Name (Company)	Date	Time
Relinquished by		E. MORRIS IPC	5-22-22	940
Received by		Juan V. (PCL)	5/22/22	11:00
Relinquished by				
Received by				
Relinquished by				
Received in lab by		Juan V. (PCL)	5/22/22	13:02

Sample Received Checklist

Temperature upon receipt: yes
# of bottles agrees with COC? Yes No
Samples intact? Yes No
Samples properly preserved? Yes No
Samples in holding time? Yes No

Compliance Monitor

Initial Flow _____
Final Flow _____

Sample Type
Grab
Comp

Matrix
AQ - Water
SO - Soil / Sludge
OT - Other

Bottle Type
P - Plastic
G - Amber Glass
VOA - 40 ml Vial
Coli - bacteria

Preservations
HC - HCl
HS - H_2SO_4
HN - HNO_3
HP - H_3PO_4
OH - NaOH
ST - Sodium Thiosulfate
AA - Ascorbic Acid
Al - $AlCl_3$
Cu - $CuSO_4$

Note: Samples are discarded 30 days after results are reported, unless other arrangements are made.

Rev 2 Effective 5/1/17

PAT-CHEM LABORATORIES
QUALITY ANALYTICAL SERVICES SINCE 1987
1824 1st Street
San Fernando, CA 91340
(818) 639-5300 ph
(818) 639-5306 fx
pat-chem.com

Customer: **Integrated Performance Consultants, Inc.**
9297 Research Drive
Irvine CA, 92618

Attention: Ric Vardel
Report Date: 03-Jun-22 11:28
Subject: (MCC) Daily EFF

Project/P.O.#: (MCC) Daily EFF

Parameter	Method	QC Batch	RL	Prepared	Analyzed	Result	Notes
EFF (Sample I.D.# : 22E0586-01) Collected: 23-May-22 By DH of IPC							
Microbiological							
Fecal Coliforms	SM 9221E	AE22324	1.8	23-May-22	25-May-22	**<1.8 MPN/100 ml**	
Total Coliforms	SM 9221B	AE22324	1.8	23-May-22	25-May-22	**<1.8 MPN/100 ml**	
Inorganic Constituents							
pH	SM 4500H-B	AF20212	0.1	23-May-22	23-May-22	**7.6 pH Units**	
Residual Chlorine	SM 4500Cl-G	AE22331	0.05	23-May-22	23-May-22	**0.09 mg/l**	
EFF (Sample I.D.# : 22E0608-01) Collected: 24-May-22 By DH of IPC							
Microbiological							
Fecal Coliforms	SM 9221E	AE22422	1.8	24-May-22	26-May-22	**<1.8 MPN/100 ml**	
Total Coliforms	SM 9221B	AE22422	1.8	24-May-22	26-May-22	**<1.8 MPN/100 ml**	
Inorganic Constituents							
pH	SM 4500H-B	AF20212	0.1	24-May-22	24-May-22	**7.5 pH Units**	
Residual Chlorine	SM 4500Cl-G	AE22428	0.05	24-May-22	26-May-22	**0.10 mg/l**	
EFF (Sample I.D.# : 22E0639-01) Collected: 25-May-22 By CA of IPC							
Microbiological							
Fecal Coliforms	SM 9221E	AE22530	1.8	25-May-22	27-May-22	**<1.8 MPN/100 ml**	
Total Coliforms	SM 9221B	AE22530	1.8	25-May-22	27-May-22	**<1.8 MPN/100 ml**	
Inorganic Constituents							
pH	SM 4500H-B	AF20212	0.1	25-May-22	25-May-22	**7.5 pH Units**	
Residual Chlorine	SM 4500Cl-G	AE22428	0.05	26-May-22	26-May-22	**<0.05 mg/l**	
EFF (Sample I.D.# : 22E0681-01) Collected: 26-May-22 By EM of IPC							
Microbiological							
Fecal Coliforms	SM 9221E	AE22609	1.8	26-May-22	28-May-22	**<1.8 MPN/100 ml**	
Total Coliforms	SM 9221B	AE22609	1.8	26-May-22	28-May-22	**<1.8 MPN/100 ml**	
Inorganic Constituents							
pH	SM 4500H-B	AF20212	0.1	26-May-22	26-May-22	**7.4 pH Units**	
Residual Chlorine	SM 4500Cl-G	AE23128	0.05	31-May-22	31-May-22	**0.10 mg/l**	

Respectfully Submitted,

Stephen Sakai 6/3/2022
Lab Director

PAT-CHEM
LABORATORIES

QUALITY ANALYTICAL SERVICES SINCE 1987

1824 1st Street
San Fernando, CA 91340
(818) 639-5300 ph
(818) 639-5306 fx
pat-chem.com

Customer: **Integrated Performance Consultants, Inc.**
9297 Research Drive
Irvine CA, 92618

Attention: Ric Vardel
Report Date: 03-Jun-22 11:28
Subject: (MCC) Daily EFF

Project/P.O.#: (MCC) Daily EFF

Parameter	Method	QC Batch	RL	Prepared	Analyzed	Result	Notes
EFF (Sample I.D.# : 22E0701-01) Collected: 27-May-22 By JA of IPC							
Microbiological							
Fecal Coliforms	SM 9221E	AE22712	1.8	27-May-22	29-May-22	**<1.8 MPN/100 ml**	
Total Coliforms	SM 9221B	AE22712	1.8	27-May-22	29-May-22	**<1.8 MPN/100 ml**	
Inorganic Constituents							
pH	SM 4500H-B	AF20212	0.1	27-May-22	27-May-22	**7.8 pH Units**	
Residual Chlorine	SM 4500Cl-G	AE23128	0.05	31-May-22	31-May-22	**0.12 mg/l**	
EFF (Sample I.D.# : 22E0718-01) Collected: 28-May-22 By JA of IPC							
Microbiological							
Fecal Coliforms	SM 9221E	AE22804	1.8	28-May-22	31-May-22	**<1.8 MPN/100 ml**	
Total Coliforms	SM 9221B	AE22804	1.8	28-May-22	31-May-22	**<1.8 MPN/100 ml**	
Inorganic Constituents							
pH	SM 4500H-B	AF20212	0.1	28-May-22	28-May-22	**7.6 pH Units**	
Residual Chlorine	SM 4500Cl-G	AE23128	0.05	31-May-22	31-May-22	**0.14 mg/l**	
EFF (Sample I.D.# : 22E0722-01) Collected: 29-May-22 By JA of IPC							
Microbiological							
Fecal Coliforms	SM 9221E	AE22925	1.8	29-May-22	31-May-22	**<1.8 MPN/100 ml**	
Total Coliforms	SM 9221B	AE22925	1.8	29-May-22	31-May-22	**<1.8 MPN/100 ml**	
Inorganic Constituents							
pH	SM 4500H-B	AF20212	0.1	29-May-22	29-May-22	**7.5 pH Units**	
Residual Chlorine	SM 4500Cl-G	AE23128	0.05	31-May-22	31-May-22	**0.15 mg/l**	

Respectfully Submitted,

Stephen Sakai 6/3/2022
Lab Director

PAT-CHEM
LABORATORIES

QUALITY ANALYTICAL SERVICES SINCE 1987

1824 1st Street
San Fernando, CA 91340
(818) 639-5300 ph
(818) 639-5306 fx
pat-chem.com

Customer: **Integrated Performance Consultants, Inc.**
9297 Research Drive
Irvine CA, 92618

Attention: Ric Vardel
Report Date: 03-Jun-22 11:28
Subject: (MCC) Daily EFF

Project/P.O.#: (MCC) Daily EFF

Notes and Definitions

RL Reporting Limit - The lowest amount of a constituent that can be reliably quantified and reported.

Respectfully Submitted,

Stephen Sakai 6/3/2022
Lab Director

Pat-Chem Laboratories
1824 1st Street
San Fernando, CA 91340

CHAIN OF CUSTODY RECORD

Phone (818) 639-5300
Fax (818) 639-5306

Environmental Sample

Sample I.D.#: 22E0586

Customer: IPC - Integrated Performance Consultants, Inc.		Project: (MCC) Daily EFF	
Address: 9297 Research Drive		Sampled by: Daniel Huey	P.O. #:
Irvine CA 92618		Report Attention: Ric Vardel / Golan Kfir	Phone #: 949-382-9067

Sample Description	Date Sampled	Time Sampled	# of bottles	Required Tests	Sample Type	Matrix	Bottle Type	Preserve	Field Data (pH / Temperature) pH: Field Lab
EFF	5/23	1135	1	pH, T.Res.Chlorine	Grab	AQ	500ml Plastic	4°C	7.62 14.4°C
"	"	"	1	Total Coliform, Fecal Coliform	Grab	AQ	Coli Bottle	4°C, ST	
Geotracker EDD:									
Logcode: IPCI									
Global ID: WDR100000359									

RECEIVED
MAY 23 2022
By

	Signature	Print Name (Company)	Date	Time
Relinquished by	Daniel Huey	Daniel (IPC)	5/23/22	1140
Received by		Juan Devis (PCL)	5/23/22	12:34
Relinquished by		Juan Devis (PCL)	5/23/22	15:40
Received by				
Relinquished by				
Received in lab by		MAY 23 2022		1540

Sample Received Checklist

Temperature upon receipt: 4°C
# of bottles agrees with COC? Yes No
Samples intact? Yes No
Samples properly preserved? Yes No
Samples in holding time? Yes No

Compliance Monitor

Initial Flow _____
Final Flow _____

Sample Type
Grab
Comp

Matrix
AQ - Water
SO - Soil / Sludge
OT - Other

Bottle Type
P - Plastic
G - Amber Glass
VOA - 40 ml Vial
Coli - bacteria

Preservations
HC - HCl
HS - H_2SO_4
HN - HNO_3
HP - H_3PO_4
OH - NaOH
ST - Sodium Thiosulfate
AA - Ascorbic Acid
Al - $AlCl_3$
Cu - $CuSO_4$

Note: Samples are discarded 30 days after results are reported, unless other arrangements are made.

Rev 2 Effective 5/1/17

Pat-Chem Laboratories
1824 1st Street
San Fernando, CA 91340

CHAIN OF CUSTODY RECORD

Phone (818) 639-5300
Fax (818) 639-5306

Environmental Sample

Sample I.D.#: 22E0608

(MCC) Daily EFF

Customer: IPC - Integrated Performance Consultants, Inc.
Address: 9297 Research Drive, Irvine CA 92618
Project:
Sampled by: Kyle Vardel
Report Attention: Ric Vardel / Golan Kfir
P.O. #: 949-382-9067
Phone #:

Sample Description	Date Sampled	Time Sampled	# of bottles	Required Tests	Sample Type	Matrix	Bottle Type	Preserve	Field Data (pH / Temperature) pH: Field Lab
EFF	5/24/22	1115	1	pH, T.Res.Chlorine	Grab	AQ	500ml Plastic	4°C	7.52 26.2°C
	"	"	1	Total Coliform, Fecal Coliform	Grab	AQ	Coli Bottle	4°C, ST	

RECEIVED
MAY 24 2022
By

Geotracker EDD:
Logcode: IPCI
Global ID: WDR100000359

	Signature	Print Name (Company)	Date	Time
Relinquished by		Kyle Vardel (IPC)	5/24/22	1125
Received by		Juan Devis (PCL)	5/24/22	12:40
Relinquished by		Juan Devis (PCL)	5/24/22	15:47
Received by				
Relinquished by				
Received in lab by		MAY 24 2022		1547

Sample Received Checklist

Temperature upon receipt: 4°C
# of bottles agrees with COC? Yes No
Samples intact? Yes No
Samples properly preserved? Yes No
Samples in holding time? Yes No

Compliance Monitor

Initial Flow _____
Final Flow _____

Sample Type
Grab
Comp

Matrix
AQ - Water
SO - Soil / Sludge
OT - Other

Bottle Type
P - Plastic
G - Amber Glass
VOA - 40 ml Vial
Coli - bacteria

Preservations
HC - HCl
HS - H_2SO_4
HN - HNO_3
HP - H_3PO_4
OH - NaOH
ST - Sodium Thiosulfate
AA - Ascorbic Acid
AI - $AlCl_3$
Cu - $CuSO_4$

Note: Samples are discarded 30 days after results are reported, unless other arrangements are made.

Rev 2 Effective 5/1/17

Pat-Chem Laboratories
1824 1st Street
San Fernando, CA 91340

CHAIN OF CUSTODY RECORD

Phone (818) 639-5300
Fax (818) 639-5306

Environmental Sample

Sample I.D.#: 22EØ639

Customer:	IPC - Integrated Performance Consultants, Inc.	Project :	**(MCC) Daily EFF**
Address:	9297 Research Drive	Sampled by: Carlos Alvarez	P.O. #:
	Irvine CA 92618	Report Attention: Ric Vardel / Golan Kfir	Phone #: 949-382-9067

Sample Description	Date Sampled	Time Sampled	# of bottles	Required Tests	Sample Type	Matrix	Bottle Type	Preserve	Field Data (pH / Temperature) pH: Field Lab
EFF	05/25/22	1140	1	pH, T.Res.Chlorine	Grab	AQ	500ml Plastic	4°C	7.52/22.5°C
			1	Total Coliform, Fecal Coliform	Grab	AQ	Coli Bottle	4°C, ST	

RECEIVED
MAY 25 2022
By

Geotracker EDD:
Logcode: IPCI
Global ID: WDR100000359

	Signature	Print Name (Company)	Date	Time
Relinquished by		Carlos Alvarez (IPC)	05/25/22	1150
Received by		Juan Davis (PCL)	05-25-22	12:44
Relinquished by		Juan Davis (PCL)	05-25-22	15:37
Received by				
Relinquished by				
Received in lab by		MAY 25 2022		1537

Sample Received Checklist

Temperature upon receipt: 4°C
# of bottles agrees with COC? Yes No
Samples intact? Yes No
Samples properly preserved? Yes No
Samples in holding time? Yes No

Compliance Monitor

Initial Flow _____
Final Flow _____

Sample Type
Grab
Comp

Matrix
AQ - Water
SO -Soil / Sludge
OT - Other

Bottle Type
P - Plastic
G - Amber Glass
VOA - 40 ml Vial
Coli - bacteria

Preservations
HC - HCl
HS - H_2SO_4
HN - HNO_3
HP - H_3PO_4
OH - NaOH
ST - Sodium Thiosulfate
AA - Ascorbic Acid
Al - $AlCl_3$
Cu -$CuSO_4$

Note: Samples are discarded 30 days after results are reported, unless other arrangements are made.

Rev 2 Effective 5/1/17

Pat-Chem Laboratories
1824 1st Street
San Fernando, CA 91340

CHAIN OF CUSTODY RECORD

Phone (818) 639-5300
Fax (818) 639-5306

Environmental Sample

Sample I.D.#: 22E0681

Customer:	IPC - Integrated Performance Consultants, Inc.	Project :	(MCC) Daily EFF
Address:	9297 Research Drive	Sampled by:	E Morris
	Irvine CA 92618	Report Attention:	Ric Vardel / Golan Kfir
P.O. #:		Phone #:	949-382-9067

Sample Description	Date Sampled	Time Sampled	# of bottles	Required Tests	Sample Type	Matrix	Bottle Type	Preserve	Field Data (pH / Temperature) pH: Field Lab
EFF	5-26-22	1126	1	pH, T.Res.Chlorine	Grab	AQ	500ml Plastic	4°C	7.41 / 23.8°C
			1	Total Coliform, Fecal Coliform	Grab	AQ	Coli Bottle	4°C, ST	
Geotracker EDD:									
Logcode: IPCI									
Global ID: WDR100000359									

RECEIVED
MAY 26 2022
By Alex Valle Jr.

Signature	Print Name (Company)	Date	Time
Relinquished by: E Morris	E. MORRIS IPC	5-26-22	1137
Received by: AO	Armando Olmos (PCL)	5/26/22	12:15
Relinquished by: AO	Armando Olmos (PCL)	5/26/22	14:55
Received by:			
Relinquished by:			
Received in lab by: Alex Valle Jr.	MAY 26 2022		1455

Sample Received Checklist

Temperature upon receipt: 4°C
# of bottles agrees with COC? Yes No
Samples intact? Yes No
Samples properly preserved? Yes No
Samples in holding time? Yes No

Compliance Monitor

Initial Flow _____
Final Flow _____

Sample Type
Grab
Comp

Matrix
AQ - Water
SO - Soil / Sludge
OT - Other

Bottle Type
P - Plastic
G - Amber Glass
VOA - 40 ml Vial
Coli - bacteria

Preservations
HC - HCl
HS - H_2SO_4
HN - HNO_3
HP - H_3PO_4
OH - NaOH
ST - Sodium Thiosulfate
AA - Ascorbic Acid
AI - $AlCl_3$
Cu - $CuSO_4$

Note: Samples are discarded 30 days after results are reported, unless other arrangements are made.

Rev 2 Effective 5/1/17

Pat-Chem Laboratories
1824 1st Street
San Fernando, CA 91340

CHAIN OF CUSTODY RECORD

Phone (818) 639-5300
Fax (818) 639-5306

Environmental Sample

Sample I.D.#: 22E0701

Customer:	IPC - Integrated Performance Consultants, Inc.	Project :	**(MCC) Daily EFF**
Address:	9297 Research Drive	Sampled by:	Jesus Avalos
	Irvine CA 92618	Report Attention:	Ric Vardel / Golan Kfir
P.O. #:		Phone #:	949-382-9067

Sample Description	Date Sampled	Time Sampled	# of bottles	Required Tests	Sample Type	Matrix	Bottle Type	Preserve	Field Data (pH / Temperature) pH: Field Lab
EFF	5/27/22	11:30	1	pH, T.Res.Chlorine	Grab	AQ	500ml Plastic	4°C	7.78/23.8°C
//	//	//	1	Total Coliform, Fecal Coliform	Grab	AQ	Coli Bottle	4°C, ST	

RECEIVED
MAY 27 2022
By

Geotracker EDD:
Logcode: IPCI
Global ID: WDR100000359

	Signature	Print Name (Company)	Date	Time
Relinquished by	Jesus Avalos	Jesus Avalos (IPC)	5/27/22	11:35
Received by		MARIO SANTIESTEBAN (PCL)	5/27/22	48
Relinquished by		MARIO SANTIESTEBAN (PCL)	5/27/22	1530
Received by				
Relinquished by				
Received in lab by		MAY 27 2022		1530

Sample Received Checklist

Temperature upon receipt: 4°C

# of bottles agrees with COC?	Yes	No
Samples intact?	Yes	No
Samples properly preserved?	Yes	No
Samples in holding time?	Yes	No

Compliance Monitor

Initial Flow _____

Final Flow _____

Sample Type
Grab
Comp

Matrix
AQ - Water
SO -Soil / Sludge
OT - Other

Bottle Type
P - Plastic
G - Amber Glass
VOA - 40 ml Vial
Coli - bacteria

Preservations
HC - HCl
HS - H_2SO_4
HN - HNO_3
HP - H_3PO_4
OH - NaOH
ST - Sodium Thiosulfate
AA - Ascorbic Acid
Al - $AlCl_3$
Cu -$CuSO_4$

Note: Samples are discarded 30 days after results are reported, unless other arrangements are made.

Rev 2 Effective 5/1/17

Pat-Chem Laboratories
1824 1st Street
San Fernando, CA 91340

CHAIN OF CUSTODY RECORD

Phone (818) 639-5300
Fax (818) 639-5306

Environmental Sample

Sample I.D.#: 22E0718

Customer:	IPC - Integrated Performance Consultants, Inc. 9297 Research Drive	Project :	(MCC) Daily EFF
Address:	Irvine CA 92618	Sampled by:	Jesus Arales Ric Vardel / Golan Kfir
		P.O. #:	949-382-9067
		Report Attention:	
		Phone #:	

Sample Description	Date Sampled	Time Sampled	# of bottles	Required Tests	Sample Type	Matrix	Bottle Type	Preserve	Field Data (pH / Temperature) pH: Field Lab
EFF			1	pH, T.Res.Chlorine	Grab	AQ	500ml Plastic	4°C	
	5/28/22	11:50	1	Total Coliform, Fecal Coliform	Grab	AQ	Coli Bottle	4°C ST	
4/	4/	4/							
Geotracker EDD: Logcode: IPCI									
Global ID: WDR100000359									

Signature	Print Name (Company)	Date	Time
Relinquished by: Jesus Arales	Jesus Arales (IPC)	5/28/22	11:55
Received by:	Richard Martinez (PCL)	5/28/22	1215
Relinquished by:			
Received by:			
Relinquished by:			
Received in lab by:	Richard Martinez (PCL)	5/28/22	1610

Sample Received Checklist

Temperature upon receipt: 4°C
# of bottles agrees with COC? (Yes) No
Samples intact? (Yes) No
Samples properly preserved? (Yes) No
Samples in holding time? (Yes) No

Compliance Monitor

Initial Flow _____
Final Flow _____

Sample Type
Grab
Comp

Matrix
AQ - Water
SO -Soil / Sludge
OT - Other

Bottle Type
P - Plastic
G - Amber Glass
VOA - 40 ml Vial
Coli - bacteria

Preservations
HC - HCl
HS - H_2SO_4
HN - HNO_3
HP - H_3PO_4
OH - NaOH
ST - Sodium Thiosulfate
AA - Ascorbic Acid
Al - $AlCl_3$
Cu -$CuSO_4$

Note: Samples are discarded 30 days after results are reported, unless other arrangements are made.

Rev 2 Effective 5/1/17

Pat-Chem Laboratories
1824 1st Street
San Fernando, CA 91340

CHAIN OF CUSTODY RECORD

Phone (818) 639-5300
Fax (818) 639-5306

Environmental Sample

Sample I.D.#: 22E

Customer:	IPC - Integrated Performance Consultants, Inc.	Project:	(MCC) Daily EFF
Address:	9297 Research Drive Irvine CA 92618	Sampled by:	Ric Vardel / Golan Kfir
		Report Attention:	
		P.O. #:	949-382-9067
		Phone #:	

Sample Description	Date Sampled	Time Sampled	# of bottles	Required Tests	Sample Type	Matrix	Bottle Type	Preserve	Field Data (pH / Temperature) pH: Field Lab
EFF	5-29-22	8:59	1	pH, T.Res.Chlorine	Grab	AQ	500ml Plastic	4°C	7.0
	"	"	1	Total Coliform, Fecal Coliform	Grab	AQ	Coli Bottle	4°C, ST	
Geotracker EDD: Logcode: IPCI Global ID: WDR100000359									

Signature	Print Name (Company)	Date	Time
Relinquished by	E. MORRIS IPC	5/29/22	9:00
Received by	Juan V. (PCL)	5/29/22	9:00
Relinquished by			
Received by			
Relinquished by			
Received in lab by	Juan V. (PCL)	5/29/22	9:44

Sample Received Checklist

Temperature upon receipt: 4°C
# of bottles agrees with COC? Yes No
Samples intact? Yes No
Samples properly preserved? Yes No
Samples in holding time? Yes No

Compliance Monitor

Initial Flow _____
Final Flow _____

Sample Type
Grab
Comp

Matrix
AQ - Water
SO - Soil / Sludge
OT - Other

Bottle Type
P - Plastic
G - Amber Glass
VOA - 40 ml Vial
Coli - bacteria

Preservations
HC - HCl
HS - H_2SO_4
HN - HNO_3
HP - H_3PO_4
OH - NaOH
ST - Sodium Thiosulfate
AA - Ascorbic Acid
Al - $AlCl_3$
Cu - $CuSO_4$

Note: Samples are discarded 30 days after results are reported, unless other arrangements are made.

Rev 2 Effective 5/1/17

PAT-CHEM LABORATORIES
QUALITY ANALYTICAL SERVICES SINCE 1987
1824 1st Street
San Fernando, CA 91340
(818) 639-5300 ph
(818) 639-5306 fx
pat-chem.com

Customer: **Integrated Performance Consultants, Inc.**
9297 Research Drive
Irvine CA, 92618

Attention: Ric Vardel
Report Date: 06-Jun-22 19:47
Subject: (MCC) Daily EFF

Project/P.O.#: (MCC) Daily EFF

Parameter	Method	QC Batch	RL	Prepared	Analyzed	Result	Notes
EFF (Sample I.D.# : 22E0738-01) Collected: 30-May-22 By JA of IPC							
Microbiological							
Fecal Coliforms	SM 9221E	AE23124	1.8	31-May-22	03-Jun-22	**<1.8 MPN/100 ml**	
Total Coliforms	SM 9221B	AE23124	1.8	31-May-22	03-Jun-22	**<1.8 MPN/100 ml**	
Inorganic Constituents							
pH	SM 4500H-B	AF20212	0.1	30-May-22	30-May-22	**7.9 pH Units**	
Residual Chlorine	SM 4500Cl-G	AE23128	0.05	31-May-22	31-May-22	**0.21 mg/l**	
EFF (Sample I.D.# : 22E0751-01) Collected: 31-May-22 By EM of IPC							
Microbiological							
Fecal Coliforms	SM 9221E	AE23124	1.8	31-May-22	03-Jun-22	**<1.8 MPN/100 ml**	
Total Coliforms	SM 9221B	AE23124	1.8	31-May-22	03-Jun-22	**<1.8 MPN/100 ml**	
Inorganic Constituents							
pH	SM 4500H-B	AF20212	0.1	31-May-22	31-May-22	**7.4 pH Units**	
Residual Chlorine	SM 4500Cl-G	AE23128	0.05	31-May-22	31-May-22	**0.09 mg/l**	
EFF (Sample I.D.# : 22F0032-01) Collected: 01-Jun-22 By CA of IPC							
Microbiological							
Fecal Coliforms	SM 9221E	AF20134	1.8	01-Jun-22	03-Jun-22	**<1.8 MPN/100 ml**	
Total Coliforms	SM 9221B	AF20134	1.8	01-Jun-22	03-Jun-22	**<1.8 MPN/100 ml**	
Inorganic Constituents							
pH	SM 4500H-B	AF20212	0.1	01-Jun-22	01-Jun-22	**7.9 pH Units**	
Residual Chlorine	SM 4500Cl-G	AF20216	0.05	02-Jun-22	02-Jun-22	**0.16 mg/l**	
EFF (Sample I.D.# : 22F0065-01) Collected: 02-Jun-22 By LW of IPC							
Microbiological							
Fecal Coliforms	SM 9221E	AF20213	1.8	02-Jun-22	04-Jun-22	**<1.8 MPN/100 ml**	
Total Coliforms	SM 9221B	AF20213	1.8	02-Jun-22	04-Jun-22	**<1.8 MPN/100 ml**	
Inorganic Constituents							
pH	SM 4500H-B	AF20634	0.1	02-Jun-22	02-Jun-22	**7.3 pH Units**	
Residual Chlorine	SM 4500Cl-G	AF20216	0.05	02-Jun-22	02-Jun-22	**0.14 mg/l**	

Respectfully Submitted,

Stephen Sakai 6/6/2022
Lab Director

PAT-CHEM LABORATORIES
QUALITY ANALYTICAL SERVICES SINCE 1987
1824 1st Street
San Fernando, CA 91340
(818) 639-5300 ph
(818) 639-5306 fx
pat-chem.com

Customer: **Integrated Performance Consultants, Inc.**
9297 Research Drive
Irvine CA, 92618

Attention: Ric Vardel
Report Date: 06-Jun-22 19:47
Subject: (MCC) Daily EFF

Project/P.O.#: (MCC) Daily EFF

Parameter	Method	QC Batch	RL	Prepared	Analyzed	Result	Notes
EFF (Sample I.D.# : 22F0090-01) Collected: 03-Jun-22 By CA of IPC							
Microbiological							
Fecal Coliforms	SM 9221E	AF20308	1.8	03-Jun-22	05-Jun-22	**<1.8 MPN/100 ml**	
Total Coliforms	SM 9221B	AF20308	1.8	03-Jun-22	05-Jun-22	**<1.8 MPN/100 ml**	
Inorganic Constituents							
pH	SM 4500H-B	AF20634	0.1	03-Jun-22	03-Jun-22	**7.6 pH Units**	
Residual Chlorine	SM 4500Cl-G	AF20639	0.05	06-Jun-22	06-Jun-22	**0.14 mg/l**	
EFF (Sample I.D.# : 22F0110-01) Collected: 04-Jun-22 By Customer							
Microbiological							
Fecal Coliforms	SM 9221E	AF20424	1.8	04-Jun-22	06-Jun-22	**<1.8 MPN/100 ml**	
Total Coliforms	SM 9221B	AF20424	1.8	04-Jun-22	06-Jun-22	**<1.8 MPN/100 ml**	
Inorganic Constituents							
pH	SM 4500H-B	AF20634	0.1	04-Jun-22	04-Jun-22	**7.4 pH Units**	
Residual Chlorine	SM 4500Cl-G	AF20639	0.05	06-Jun-22	06-Jun-22	**0.12 mg/l**	

Notes and Definitions

RL Reporting Limit - The lowest amount of a constituent that can be reliably quantified and reported.

Respectfully Submitted,

Stephen Sakai 6/6/2022
Lab Director

Pat-Chem Laboratories
1824 1st Street
San Fernando, CA 91340

CHAIN OF CUSTODY RECORD

Phone (818) 639-5300
Fax (818) 639-5306

Environmental Sample

Sample I.D.#: 22E0738

Customer: IPC - Integrated Performance Consultants, Inc.
Project: **(MCC) Daily EFF**
Address: 9297 Research Drive
Irvine CA 92618
Sampled by: E. Morris
Report Attention: Ric Vardel / Golan Kfir
P.O. #:
Phone #: 949-382-9067

Sample Description	Date Sampled	Time Sampled	# of bottles	Required Tests	Sample Type	Matrix	Bottle Type	Preserve	Field Data (pH / Temperature) pH: Field Lab
EFF	5/30/22	920	1	pH, T.Res.Chlorine	Grab	AQ	500ml Plastic	4°C	7.6/7.3
			1	Total Coliform, Fecal Coliform	Grab	AQ	Coli Bottle	4°C, ST	
Geotracker EDD:									
Logcode: IPCI									
Global ID: WDR100000359									

RECEIVED
MAY 30 2022
By

	Signature	Print Name (Company)	Date	Time
Relinquished by		E. Morris / IPC	5/30/22	930
Received by		Cindy Mapping	5-30-22	11:15
Relinquished by		Cindy Mapping	5-30-22	12:10
Received by				
Relinquished by				
Received in lab by		MAY 30 2022		1210

Sample Received Checklist

Temperature upon receipt: 4°C
# of bottles agrees with COC? Yes No
Samples intact? Yes No
Samples properly preserved? Yes No
Samples in holding time? Yes No

Compliance Monitor

Initial Flow _____
Final Flow _____

Sample Type
Grab
Comp

Matrix
AQ - Water
SO -Soil / Sludge
OT - Other

Bottle Type
P - Plastic
G - Amber Glass
VOA - 40 ml Vial
Coli - bacteria

Preservations
HC - HCl
HS - H_2SO_4
HN - HNO_3
HP - H_3PO_4
OH - NaOH
ST - Sodium Thiosulfate
AA - Ascorbic Acid
Al - $AlCl_3$
Cu -$CuSO_4$

Note: Samples are discarded 30 days after results are reported, unless other arrangements are made.

Rev 2 Effective 5/1/17

Pat-Chem Laboratories
1824 1st Street
San Fernando, CA 91340

CHAIN OF CUSTODY RECORD

Phone (818) 639-5300
Fax (818) 639-5306

Environmental Sample

Sample I.D.#: 22E0751

Customer:	IPC - Integrated Performance Consultants, Inc.	Project :	**(MCC) Daily EFF**
Address:	9297 Research Drive	Sampled by:	P.O. #:
	Irvine CA 92618	Report Attention: Ric Vardel / Golan Kfir	Phone #: 949-382-9067

Sample Description	Date Sampled	Time Sampled	# of bottles	Required Tests	Sample Type	Matrix	Bottle Type	Preserve	Field Data (pH / Temperature) pH: Field Lab
EFF	5-31-22	1145	1	pH, T.Res.Chlorine	Grab	AQ	500ml Plastic	4°C	7.42 / 21.1°C
	"	"	1	Total Coliform, Fecal Coliform	Grab	AQ	Coli Bottle	4°C, ST	

RECEIVED
MAY 3 1 2022
By

Geotracker EDD:
Logcode: IPCI
Global ID: WDR100000359

	Signature	Print Name (Company)	Date	Time
Relinquished by		E. Morris IPC	5-31-22	1158
Received by		Juan Devis (PCL)	5/31-22	13:26
Relinquished by		Juan Devis (PCL)	5/31/22	17:11
Received by				
Relinquished by				
Received in lab by		MAY 3 1 2022		1711

Sample Received Checklist

Temperature upon receipt: 4°C

# of bottles agrees with COC? Yes No

Samples intact? Yes No

Samples properly preserved? Yes No

Samples in holding time? Yes No

Compliance Monitor

Initial Flow _____

Final Flow _____

Sample Type
Grab
Comp

Matrix
AQ - Water
SO - Soil / Sludge
OT - Other

Bottle Type
P - Plastic
G - Amber Glass
VOA - 40 ml Vial
Coli - bacteria

Preservations
HC - HCl
HS - H_2SO_4
HN - HNO_3
HP - H_3PO_4
OH - NaOH
ST - Sodium Thiosulfate
AA - Ascorbic Acid
AI - $AlCl_3$
Cu - $CuSO_4$

Note: Samples are discarded 30 days after results are reported, unless other arrangements are made.

Rev 2 Effective 5/1/17

Pat-Chem Laboratories
1824 1st Street
San Fernando, CA 91340

CHAIN OF CUSTODY RECORD

Phone (818) 639-5300
Fax (818) 639-5306

Environmental Sample

Sample I.D.#: 22F0032

Customer: IPC - Integrated Performance Consultants, Inc.
9297 Research Drive

Project: (MCC) Daily EFF

Address: Irvine CA 92618

Sampled by: Carlos Alvarez
Ric Vardel / Golan Kfir

P.O. #: 949-382-9067

Report Attention:

Phone #:

Sample Description	Date Sampled	Time Sampled	# of bottles	Required Tests	Sample Type	Matrix	Bottle Type	Preserve	Field Data (pH / Temperature) pH: Field Lab
EFF	06/01/22	1120	1	pH, T.Res.Chlorine	Grab	AQ	500ml Plastic	4°C	7.93/23.7°C
			1	Total Coliform, Fecal Coliform	Grab	AQ	Coli Bottle	4°C, ST	

RECEIVED
JUN 01 2022
By Alex Valle Jr.

Geotracker EDD:
Logcode: IPCI
Global ID: WDR100000359

	Signature	Print Name (Company)	Date	Time
Relinquished by	Carlos Alvarez	Carlos Alvarez (Gpc)	06/01/22	1130
Received by	Mario Santiesteban	MARIO SANTIESTEBAN (PCL)	6/1/22	1246
Relinquished by	Mario Santiesteban	MARIO SANTIESTEBAN (PCL)	6/1/22	1430
Received by				
Relinquished by				
Received in lab by	Alex Valle Jr.	JUN 01 2022		1430

Sample Received Checklist

Temperature upon receipt: 4°C

# of bottles agrees with COC? Yes No

Samples intact? Yes No

Samples properly preserved? Yes No

Samples in holding time? Yes No

Compliance Monitor

Initial Flow _____

Final Flow _____

Sample Type
Grab
Comp

Matrix
AQ - Water
SO - Soil / Sludge
OT - Other

Bottle Type
P - Plastic
G - Amber Glass
VOA - 40 ml Vial
Coli - bacteria

Preservations
HC - HCl
HS - H_2SO_4
HN - HNO_3
HP - H_3PO_4
OH - NaOH
ST - Sodium Thiosulfate
AA - Ascorbic Acid
AI - $AlCl_3$
Cu - $CuSO_4$

Note: Samples are discarded 30 days after results are reported, unless other arrangements are made.

Rev 2 Effective 5/1/17

Pat-Chem Laboratories
1824 1st Street
San Fernando, CA 91340

CHAIN OF CUSTODY RECORD

Phone (818) 639-5300
Fax (818) 639-5306

Environmental Sample

Sample I.D.#: 22F0065

Customer:	IPC - Integrated Performance Consultants, Inc.	Project :	(MCC) Daily EFF
Address:	9297 Research Drive	Sampled by:	Luke WATSON
	Irvine CA 92618	Report Attention:	Ric Vardel / Golan Kfir
P.O. #:		Phone #:	949-382-9067

Sample Description	Date Sampled	Time Sampled	# of bottles	Required Tests	Sample Type	Matrix	Bottle Type	Preserve	Field Data (pH / Temperature) pH: Field Lab
EFF	6/2/22	11:35	1	pH, T.Res.Chlorine	Grab	AQ	500ml Plastic	4°C	7.49/27.4°C
	6/2/22	11:35	1	Total Coliform, Fecal Coliform	Grab	AQ	Coli Bottle	4°C, ST	

RECEIVED
JUN 0 2 2022
By

Geotracker EDD:
Logcode: IPCI
Global ID: WDR100000359

	Signature	Print Name (Company)	Date	Time
Relinquished by		Luke WATSON (IPC)	6/2/22	11:40
Received by		Juan Davis (PCL)	6/2/22	12:14
Relinquished by		Juan Davis (PCL)	6/2/22	16:00
Received by				
Relinquished by				
Received in lab by		JUN 0 2 2022		1600

Sample Received Checklist

Temperature upon receipt: 4°C

# of bottles agrees with COC?	Yes	No
Samples intact?	Yes	No
Samples properly preserved?	Yes	No
Samples in holding time?	Yes	No

Compliance Monitor

Initial Flow _____

Final Flow _____

Sample Type
Grab
Comp

Matrix
AQ - Water
SO -Soil / Sludge
OT - Other

Bottle Type
P - Plastic
G - Amber Glass
VOA - 40 ml Vial
Coli - bacteria

Preservations
HC - HCl
HS - H_2SO_4
HN - HNO_3
HP - H_3PO_4
OH - NaOH
ST - Sodium Thiosulfate
AA - Ascorbic Acid
Al - $AlCl_3$
Cu -$CuSO_4$

Note: Samples are discarded 30 days after results are reported, unless other arrangements are made.

Rev 2 Effective 5/1/17

Pat-Chem Laboratories
1824 1st Street
San Fernando, CA 91340

CHAIN OF CUSTODY RECORD

Phone (818) 639-5300
Fax (818) 639-5306

Environmental Sample

Sample I.D.#: 22F0090

Customer:	IPC - Integrated Performance Consultants, Inc.	Project :	(MCC) Daily EFF
Address:	9297 Research Drive Irvine CA 92618	Sampled by:	Carlos Alvarez Ric Vardel / Golan Kfir
		Report Attention:	
		P.O. #:	949-382-9067
		Phone #:	

Sample Description	Date Sampled	Time Sampled	# of bottles	Required Tests	Sample Type	Matrix	Bottle Type	Preserve	Field Data (pH / Temperature) pH Field Lab
EFF	06/03/22	1140	1	pH, T,Res.Chlorine	Grab	AQ	500ml Plastic Coli Bottle	4°C ST	7.58/23.9°C
			1	Total Coliform, Fecal Coliform	Grab	AQ		4°C,	

RECEIVED
JUN 03 2022
By

Geotracker EDD:
Logcode: IPCI
Global ID: WDR100000359

	Signature	Print Name (Company)	Date	Time
Relinquished by		Carlos Alvarez (IPC)	06/03/22	1150
Received by		Armando Olmos (PCL)	6/3/22	12:10
Relinquished by		Armando Olmos (PCL)	6/3/22	14:35
Received by				
Relinquished by				
Received in lab by		JUN 03 2022		1435

Sample Received Checklist

Temperature upon receipt: 4°C
# of bottles agrees with COC? Yes No
Samples intact? Yes No
Samples properly preserved? Yes No
Samples in holding time? Yes No

Compliance Monitor

Initial Flow _____
Final Flow _____

Sample Type
Grab
Comp

Matrix
AQ - Water
SO -Soil / Sludge
OT - Other

Bottle Type
P - Plastic
G - Amber Glass
VOA - 40 ml Vial
Coli - bacteria

Preservations
HC - HCl
HS - H_2SO_4
HN - HNO_3
HP - H_3PO_4
OH - NaOH
ST - Sodium Thiosulfate
AA - Ascorbic Acid
Al - $AlCl_3$
Cu -$CuSO_4$

Note: Samples are discarded 30 days after results are reported, unless other arrangements are made.

Rev 2 Effective 5/1/17

Pat-Chem Laboratories
1824 1st Street
San Fernando, CA 91340

CHAIN OF CUSTODY RECORD

Phone (818) 639-5300
Fax (818) 639-5306

Environmental Sample

Sample I.D.#: 22F0110

Customer:	IPC - Integrated Performance Consultants, Inc.	Project:	(MCC) Daily EFF
Address:	9297 Research Drive	Sampled by:	Jesus Avalos
	Irvine CA 92618	Report Attention:	Ric Vardel / Golan Kfir
P.O. #:		Phone #:	949-382-9067

Sample Description	Date Sampled	Time Sampled	# of bottles	Required Tests	Sample Type	Matrix	Bottle Type	Preserve	Field Data (pH / Temperature) pH: Field Lab
EFF	6/4/22	11:50	1	pH, T.Res.Chlorine	Grab	AQ	500ml Plastic	4°C	
//	//	//	1	Total Coliform, Fecal Coliform	Grab	AQ	Coli Bottle	4°C, ST	
Geotracker EDD:									
Logcode: IPCI Global ID: WDR100000359									

Signature	Print Name (Company)	Date	Time
Relinquished by: Jesus Avalos	Jesus Avalos (IPC)	6/4/22	11:55
Received by: [signature]	Richard Martinez (PC)	6/4/22	1155
Relinquished by			
Received by			
Relinquished by			
Received in lab by: [signature]	Richard Martinez (PC)	6/4/22	1530

Sample Received Checklist

Temperature upon receipt: 4°C
# of bottles agrees with COC? (Yes) No
Samples intact? (Yes) No
Samples properly preserved? (Yes) No
Samples in holding time? (Yes) No

Compliance Monitor

Initial Flow _____
Final Flow _____

Sample Type
Grab
Comp

Matrix
AQ - Water
SO - Soil / Sludge
OT - Other

Bottle Type
P - Plastic
G - Amber Glass
VOA - 40 ml Vial
Coli - bacteria

Preservations
HC - HCl
HS - H_2SO_4
HN - HNO_3
HP - H_3PO_4
OH - NaOH
ST - Sodium Thiosulfate
AA - Ascorbic Acid
Al - $AlCl_3$
Cu - $CuSO_4$

Note: Samples are discarded 30 days after results are reported, unless other arrangements are made.

Rev 2 Effective 5/1/17

PAT-CHEM LABORATORIES
QUALITY ANALYTICAL SERVICES SINCE 1987
1824 1st Street
San Fernando, CA 91340
(818) 639-5300 ph
(818) 639-5306 fx
pat-chem.com

Customer: **Integrated Performance Consultants, Inc.**
9297 Research Drive
Irvine CA, 92618

Attention: Ric Vardel
Report Date: 15-Jun-22 08:36
Subject: (MCC) Daily EFF

Project/P.O.#: (MCC) Daily EFF

Parameter	Method	QC Batch	RL	Prepared	Analyzed	Result	Notes
EFF (Sample I.D.# : 22F0119-01) Collected: 05-Jun-22 By Customer							
Microbiological							
Fecal Coliforms	SM 9221E	AF20514	1.8	05-Jun-22	07-Jun-22	**<1.8 MPN/100 ml**	
Total Coliforms	SM 9221B	AF20514	1.8	05-Jun-22	07-Jun-22	**<1.8 MPN/100 ml**	
Inorganic Constituents							
pH	SM 4500H-B	AF20634	0.1	06-Jun-22	06-Jun-22	**7.5 pH Units**	
Residual Chlorine	SM 4500Cl-G	AF20639	0.05	06-Jun-22	06-Jun-22	**0.19 mg/l**	
EFF (Sample I.D.# : 22F0135-01) Collected: 06-Jun-22 By DH of IPC							
Microbiological							
Fecal Coliforms	SM 9221E	AF20635	1.8	06-Jun-22	08-Jun-22	**<1.8 MPN/100 ml**	
Total Coliforms	SM 9221B	AF20635	1.8	06-Jun-22	08-Jun-22	**<1.8 MPN/100 ml**	
Inorganic Constituents							
pH	SM 4500H-B	AF20910	0.1	06-Jun-22	06-Jun-22	**7.5 pH Units**	
Residual Chlorine	SM 4500Cl-G	AF20639	0.05	06-Jun-22	06-Jun-22	**0.13 mg/l**	
EFF (Sample I.D.# : 22F0160-01) Collected: 07-Jun-22 By MA of IPC							
Microbiological							
Fecal Coliforms	SM 9221E	AF20730	1.8	07-Jun-22	10-Jun-22	**<1.8 MPN/100 ml**	
Total Coliforms	SM 9221B	AF20730	1.8	07-Jun-22	10-Jun-22	**<1.8 MPN/100 ml**	
Inorganic Constituents							
pH	SM 4500H-B	AF20910	0.1	07-Jun-22	07-Jun-22	**7.5 pH Units**	
Residual Chlorine	SM 4500Cl-G	AF20733	0.05	07-Jun-22	07-Jun-22	**0.12 mg/l**	
EFF (Sample I.D.# : 22F0202-01) Collected: 08-Jun-22 By EM of IPC							
Microbiological							
Fecal Coliforms	SM 9221E	AF20833	1.8	08-Jun-22	10-Jun-22	**<1.8 MPN/100 ml**	
Total Coliforms	SM 9221B	AF20833	1.8	08-Jun-22	10-Jun-22	**<1.8 MPN/100 ml**	
Inorganic Constituents							
pH	SM 4500H-B	AF20910	0.1	08-Jun-22	08-Jun-22	**7.6 pH Units**	
Residual Chlorine	SM 4500Cl-G	AF20839	0.05	08-Jun-22	08-Jun-22	**0.14 mg/l**	

Respectfully Submitted,

Stephen Sakai 6/15/2022
Lab Director

PAT-CHEM LABORATORIES
QUALITY ANALYTICAL SERVICES SINCE 1987
1824 1st Street
San Fernando, CA 91340
(818) 639-5300 ph
(818) 639-5306 fx
pat-chem.com

Customer: **Integrated Performance Consultants, Inc.**
9297 Research Drive
Irvine CA, 92618

Attention: Ric Vardel
Report Date: 15-Jun-22 08:36
Subject: (MCC) Daily EFF

Project/P.O.#: (MCC) Daily EFF

Parameter	Method	QC Batch	RL	Prepared	Analyzed	Result	Notes
EFF (Sample I.D.# : 22F0240-01) Collected: 09-Jun-22 By DH of IPC							
Microbiological							
Fecal Coliforms	SM 9221E	AF20911	1.8	09-Jun-22	11-Jun-22	**<1.8 MPN/100 ml**	
Total Coliforms	SM 9221B	AF20911	1.8	09-Jun-22	11-Jun-22	**<1.8 MPN/100 ml**	
Inorganic Constituents							
pH	SM 4500H-B	AF21424	0.1	09-Jun-22	09-Jun-22	**7.6 pH Units**	
Residual Chlorine	SM 4500Cl-G	AF20918	0.05	09-Jun-22	09-Jun-22	**0.10 mg/l**	

Notes and Definitions

RL Reporting Limit - The lowest amount of a constituent that can be reliably quantified and reported.

Respectfully Submitted,

Stephen Sakai 6/15/2022
Lab Director

Pat-Chem Laboratories
1824 1st Street
San Fernando, CA 91340

CHAIN OF CUSTODY RECORD

Phone (818) 639-5300
Fax (818) 639-5306

Environmental Sample

Sample I.D.#: 22F0119

Customer:	IPC - Integrated Performance Consultants, Inc.	Project :	(MCC) Daily EFF
Address:	9297 Research Drive	Sampled by:	E Morris
	Irvine CA 92618	Report Attention:	Ric Vardel / Golan Kfir
P.O. #:		Phone #:	949-382-9067

Sample Description	Date Sampled	Time Sampled	# of bottles	Required Tests	Sample Type	Matrix	Bottle Type	Preserve	Field Data (pH / Temperature) pH: Field Lab
EFF	6-5-22	925	1	pH, T.Res.Chlorine	Grab	AQ	500ml Plastic	4°C	7.5 · 1.4 NC
	"	"	1	Total Coliform, Fecal Coliform	Grab	AQ	Coli Bottle	4°C, ST	

Geotracker EDD:
Logcode: IPCI
Global ID: WDR100000359

	Signature	Print Name (Company)	Date	Time
Relinquished by	E Morris	E. MORRIS IPC	6-5-22	929
Received by	[illegible]	Cindy marroy	6-5-22	1131
Relinquished by	[illegible]	Cindy marroy	6-5-22	1225
Received by				
Relinquished by				
Received in lab by	[illegible]	MARIO SANTIESTEBAN (PCL)	6/5/22	1225

Sample Received Checklist

Temperature upon receipt: 4°C
# of bottles agrees with COC? Yes No
Samples intact? Yes No
Samples properly preserved? Yes No
Samples in holding time? Yes No

Compliance Monitor

Initial Flow _____
Final Flow _____

Sample Type
Grab
Comp

Matrix
AQ - Water
SO -Soil / Sludge
OT - Other

Bottle Type
P - Plastic
G - Amber Glass
VOA - 40 ml Vial
Coli - bacteria

Preservations
HC - HCl
HS - H_2SO_4
HN - HNO_3
HP - H_3PO_4
OH - NaOH
ST - Sodium Thiosulfate
AA - Ascorbic Acid
Al - $AlCl_3$
Cu -$CuSO_4$

Note: Samples are discarded 30 days after results are reported, unless other arrangements are made.

Rev 2 Effective 5/1/17

Pat-Chem Laboratories
1824 1st Street
San Fernando, CA 91340

CHAIN OF CUSTODY RECORD

Phone (818) 639-5300
Fax (818) 639-5306

Environmental Sample

Sample I.D.#: 22F0135

Customer:	IPC - Integrated Performance Consultants, Inc.	Project :	(MCC) Daily EFF
Address:	9297 Research Drive Irvine CA 92618	Sampled by:	Daniel Huey
		Report Attention:	Ric Vardel / Golan Kfir
		P.O. #:	
		Phone #:	949-382-9067

Sample Description	Date Sampled	Time Sampled	# of bottles	Required Tests	Sample Type	Matrix	Bottle Type	Preserve	Field Data (pH / Temperature) pH: Field Lab
EFF	6/6/22	1110	1	pH, T.Res.Chlorine	Grab	AQ	500ml Plastic	4°C	7.53/25.4°C
"	"	"	1	Total Coliform, Fecal Coliform	Grab	AQ	Coli Bottle	4°C, ST	

RECEIVED
MAY 06 2022
By

Geotracker EDD:
Logcode: IPCI
Global ID: WDR100000359

	Signature	Print Name (Company)	Date	Time
Relinquished by	Daniel Huey	Daniel (IPC)	6/6/22	1115
Received by		Juan Devis (PCL)	6/6/22	12:18
Relinquished by		Juan Devis (PCL)	6/6/22	16:18
Received by				
Relinquished by				
Received in lab by		MAY 06 2022		16:18

Sample Received Checklist

Temperature upon receipt: 4°C

# of bottles agrees with COC?	Yes	No
Samples intact?	Yes	No
Samples properly preserved?	Yes	No
Samples in holding time?	Yes	No

Compliance Monitor

Initial Flow _____

Final Flow _____

Sample Type
Grab
Comp

Matrix
AQ - Water
SO -Soil / Sludge
OT - Other

Bottle Type
P - Plastic
G - Amber Glass
VOA - 40 ml Vial
Coli - bacteria

Preservations
HC - HCl
HS - H_2SO_4
HN - HNO_3
HP - H_3PO_4
OH - NaOH
ST - Sodium Thiosulfate
AA - Ascorbic Acid
Al - $AlCl_3$
Cu -$CuSO_4$

Note: Samples are discarded 30 days after results are reported, unless other arrangements are made.

Rev 2 Effective 5/1/17

Pat-Chem Laboratories
1824 1st Street
San Fernando, CA 91340

CHAIN OF CUSTODY RECORD

Phone (818) 639-5300
Fax (818) 639-5306

Environmental Sample

Sample I.D.#: 22F0160

Customer:	IPC - Integrated Performance Consultants, Inc.	Project :	**(MCC) Daily EFF**
Address:	9297 Research Drive	Sampled by:	Mario Aguirre
	Irvine CA 92618	Report Attention:	Ric Vardel / Golan Kfir
P.O. #:		Phone #:	949-382-9067

Sample Description	Date Sampled	Time Sampled	# of bottles	Required Tests	Sample Type	Matrix	Bottle Type	Preserve	Field Data (pH / Temperature) pH: Field Lab
EFF	6/7/22	11:39	1	pH, T.Res.Chlorine	Grab	AQ	500ml Plastic	4°C	7.51/25.4 °C
"	"	"	1	Total Coliform, Fecal Coliform	Grab	AQ	Coli Bottle	4°C, ST	

RECEIVED
MAY 07 2022
By

Geotracker EDD:
Logcode: IPCI
Global ID: WDR100000359

	Signature	Print Name (Company)	Date	Time
Relinquished by		Mario Aguirre (IPC)	6/7/22	11:44
Received by		Juan Davis (PCL)	6/7/22	13:20
Relinquished by		Juan Davis (PCL)	6/7/22	18:08
Received by				
Relinquished by				
Received in lab by		MAY 07 2022		1808

Sample Received Checklist

Temperature upon receipt: 4°C
# of bottles agrees with COC? Yes No
Samples intact? Yes No
Samples properly preserved? Yes No
Samples in holding time? Yes No

Compliance Monitor

Initial Flow _____
Final Flow _____

Sample Type
Grab
Comp

Matrix
AQ - Water
SO -Soil / Sludge
OT - Other

Bottle Type
P - Plastic
G - Amber Glass
VOA - 40 ml Vial
Coli - bacteria

Preservations
HC - HCl
HS - H_2SO_4
HN - HNO_3
HP - H_3PO_4
OH - NaOH
ST - Sodium Thiosulfate
AA - Ascorbic Acid
AI - $AlCl_3$
Cu -$CuSO_4$

Note: Samples are discarded 30 days after results are reported, unless other arrangements are made.

Rev 2 Effective 5/1/17

Pat-Chem Laboratories
1824 1st Street
San Fernando, CA 91340

CHAIN OF CUSTODY RECORD

Phone (818) 639-5300
Fax (818) 639-5306

Environmental Sample

Sample I.D.#: 22F0202

Customer:	IPC - Integrated Performance Consultants, Inc.	Project :	**(MCC) Daily EFF**
Address:	9297 Research Drive	Sampled by:	
	Irvine CA 92618	Report Attention:	Ric Vardel / Golan Kfir
P.O. #:		Phone #:	949-382-9067

Sample Description	Date Sampled	Time Sampled	# of bottles	Required Tests	Sample Type	Matrix	Bottle Type	Preserve	Field Data (pH / Temperature) pH: Field Lab
EFF	6-8-22	1125	1	pH, T.Res.Chlorine	Grab	AQ	500ml Plastic	4°C	7.56 / 25.1°C
	"	"	1	Total Coliform, Fecal Coliform	Grab	AQ	Coli Bottle	4°C, ST	

RECEIVED
MAY 0 8 2022
By

Geotracker EDD:
Logcode: IPCI
Global ID: WDR100000359

Signature	Print Name (Company)	Date	Time
Relinquished by	E. MORRIS IPC	6-8-22	1133
Received by	Juan Davis (PCL)	6-8-22	12:18
Relinquished by	Juan Davis (PCL)	6-8-22	16:20
Received by			
Relinquished by			
Received in lab by	MAY 0 8 2022		1620

Sample Received Checklist

Temperature upon receipt: 4°C
# of bottles agrees with COC? Yes No
Samples intact? Yes No
Samples properly preserved? Yes No
Samples in holding time? Yes No

Compliance Monitor

Initial Flow _____
Final Flow _____

Sample Type
Grab
Comp

Matrix
AQ - Water
SO - Soil / Sludge
OT - Other

Bottle Type
P - Plastic
G - Amber Glass
VOA - 40 ml Vial
Coli - bacteria

Preservations
HC - HCl
HS - H_2SO_4
HN - HNO_3
HP - H_3PO_4
OH - NaOH
ST - Sodium Thiosulfate
AA - Ascorbic Acid
Al - $AlCl_3$
Cu - $CuSO_4$

Note: Samples are discarded 30 days after results are reported, unless other arrangements are made.

Rev 2 Effective 5/1/17

Pat-Chem Laboratories
1824 1st Street
San Fernando, CA 91340

CHAIN OF CUSTODY RECORD

Phone (818) 639-5300
Fax (818) 639-5306

Environmental Sample

Sample I.D.#: 22 F0240

Customer:	IPC - Integrated Performance Consultants, Inc.	Project :	**(MCC) Daily EFF**
Address:	9297 Research Drive	Sampled by: Daniel Huey	P.O. #:
	Irvine CA 92618	Report Attention: Ric Vardel / Golan Kfir	Phone #: 949-382-9067

Sample Description	Date Sampled	Time Sampled	# of bottles	Required Tests	Sample Type	Matrix	Bottle Type	Preserve	Field Data (pH / Temperature) pH: Field Lab
EFF	6/9/22	1050	1	pH, T.Res.Chlorine	Grab	AQ	500ml Plastic	4°C	7.60/21.1°C
"	"	"	1	Total Coliform, Fecal Coliform	Grab	AQ	Coli Bottle	4°C, ST	

RECEIVED
MAY 09 2022
By

Geotracker EDD:
Logcode: IPCI
Global ID: WDR100000359

	Signature	Print Name (Company)	Date	Time
Relinquished by	Daniel Huey	Daniel (IPC)	6/9/22	1055
Received by		Juan Devis (PCL)	6/9/22	11:55
Relinquished by		Juan Devis (PCL)	6/9/22	15:55
Received by				
Relinquished by				
Received in lab by		MAY 09 2022		1555

Sample Received Checklist

Temperature upon receipt: 4°C
# of bottles agrees with COC? Yes No
Samples intact? Yes No
Samples properly preserved? Yes No
Samples in holding time? Yes No

Compliance Monitor

Initial Flow _____
Final Flow _____

Sample Type
Grab
Comp

Matrix
AQ - Water
SO -Soil / Sludge
OT - Other

Bottle Type
P - Plastic
G - Amber Glass
VOA - 40 ml Vial
Coli - bacteria

Preservations
HC - HCl
HS - H_2SO_4
HN - HNO_3
HP - H_3PO_4
OH - NaOH
ST - Sodium Thiosulfate
AA - Ascorbic Acid
Al - $AlCl_3$
Cu -$CuSO_4$

Note: Samples are discarded 30 days after results are reported, unless other arrangements are made.

Rev 2 Effective 5/1/17

PAT-CHEM LABORATORIES
QUALITY ANALYTICAL SERVICES SINCE 1987
1824 1st Street
San Fernando, CA 91340
(818) 639-5300 ph
(818) 639-5306 fx
pat-chem.com

Customer: **Integrated Performance Consultants, Inc.**
9297 Research Drive
Irvine CA, 92618

Attention: Ric Vardel
Report Date: 20-Jun-22 16:24
Subject: (MCC) Daily EFF

Project/P.O.#: (MCC) Daily EFF

Parameter	Method	QC Batch	RL	Prepared	Analyzed	Result	Notes
EFF (Sample I.D.# : 22F0271-01) Collected: 10-Jun-22 By CA of IPC							
Microbiological							
Fecal Coliforms	SM 9221E	AF21013	1.8	10-Jun-22	12-Jun-22	**<1.8 MPN/100 ml**	
Total Coliforms	SM 9221B	AF21013	1.8	10-Jun-22	12-Jun-22	**<1.8 MPN/100 ml**	
Inorganic Constituents							
pH	SM 4500H-B	AF21424	0.1	10-Jun-22	10-Jun-22	**7.1 pH Units**	
Residual Chlorine	SM 4500Cl-G	AF21018	0.05	10-Jun-22	10-Jun-22	**0.19 mg/l**	
EFF (Sample I.D.# : 22F0289-01) Collected: 11-Jun-22 By JA of IPC							
Microbiological							
Fecal Coliforms	SM 9221E	AF21121	1.8	11-Jun-22	13-Jun-22	**<1.8 MPN/100 ml**	
Total Coliforms	SM 9221B	AF21121	1.8	11-Jun-22	13-Jun-22	**<1.8 MPN/100 ml**	
Inorganic Constituents							
pH	SM 4500H-B	AF21424	0.1	11-Jun-22	11-Jun-22	**7.6 pH Units**	
Residual Chlorine	SM 4500Cl-G	AF21325	0.05	13-Jun-22	13-Jun-22	**0.09 mg/l**	
EFF (Sample I.D.# : 22F0298-01) Collected: 12-Jun-22 By EM of IPC							
Microbiological							
Fecal Coliforms	SM 9221E	AF21319	1.8	13-Jun-22	15-Jun-22	**<1.8 MPN/100 ml**	
Total Coliforms	SM 9221B	AF21319	1.8	13-Jun-22	15-Jun-22	**<1.8 MPN/100 ml**	
Inorganic Constituents							
pH	SM 4500H-B	AF21424	0.1	12-Jun-22	12-Jun-22	**7.1 pH Units**	
Residual Chlorine	SM 4500Cl-G	AF21325	0.05	13-Jun-22	13-Jun-22	**0.14 mg/l**	
EFF (Sample I.D.# : 22F0316-01) Collected: 13-Jun-22 By DH of IPC							
Microbiological							
Fecal Coliforms	SM 9221E	AF21319	1.8	13-Jun-22	15-Jun-22	**<1.8 MPN/100 ml**	
Total Coliforms	SM 9221B	AF21319	1.8	13-Jun-22	15-Jun-22	**<1.8 MPN/100 ml**	
Inorganic Constituents							
pH	SM 4500H-B	AF21424	0.1	13-Jun-22	13-Jun-22	**7.5 pH Units**	
Residual Chlorine	SM 4500Cl-G	AF21325	0.05	13-Jun-22	13-Jun-22	**0.13 mg/l**	

Respectfully Submitted,

Stephen Sakai 6/20/2022
Lab Director

PAT-CHEM
LABORATORIES

QUALITY ANALYTICAL SERVICES SINCE 1987

1824 1st Street
San Fernando, CA 91340
(818) 639-5300 ph
(818) 639-5306 fx
pat-chem.com

Customer: **Integrated Performance Consultants, Inc.**
9297 Research Drive
Irvine CA, 92618

Attention: Ric Vardel
Report Date: 20-Jun-22 16:24
Subject: (MCC) Daily EFF

Project/P.O.#: (MCC) Daily EFF

Notes and Definitions

RL Reporting Limit - The lowest amount of a constituent that can be reliably quantified and reported.

Respectfully Submitted,

Stephen Sakai 6/20/2022
Lab Director

Pat-Chem Laboratories
1824 1st Street
San Fernando, CA 91340

CHAIN OF CUSTODY RECORD

Phone (818) 639-5300
Fax (818) 639-5306

Environmental Sample

Sample I.D.#: 22F0271

Customer: IPC - Integrated Performance Consultants, Inc.		Project: (MCC) Daily EFF	
Address: 9297 Research Drive		Sampled by: Carlos Alvarez	P.O. #:
Irvine CA 92618		Report Attention: Ric Vardel / Golan Kfir	Phone #: 949-382-9067

Sample Description	Date Sampled	Time Sampled	# of bottles	Required Tests	Sample Type	Matrix	Bottle Type	Preserve	Field Data (pH / Temperature) pH: Field, Lab
EFF	06/10/22	1150	1	pH, T.Res.Chlorine	Grab	AQ	500ml Plastic	4°C	7.1 / 12.8
			1	Total Coliform, Fecal Coliform	Grab	AQ	Coli Bottle	4°C, ST	
Geotracker EDD:									
Logcode: IPCI									
Global ID: WDR100000359									

RECEIVED JUN 10 2022 By

	Signature	Print Name (Company)	Date	Time
Relinquished by		Carlos Alvarez (SRC)	06/10/22	1155
Received by		Cindy Marrone	6-10-22	1247
Relinquished by		Cindy Marrone	6-10-22	1355
Received by				
Relinquished by				
Received in lab by		JUN 10 2022		1355

Sample Received Checklist

Temperature upon receipt: 4°C

# of bottles agrees with COC? Yes No

Samples intact? Yes No

Samples properly preserved? Yes No

Samples in holding time? Yes No

Compliance Monitor

Initial Flow _____

Final Flow _____

Sample Type
Grab
Comp

Matrix
AQ - Water
SO - Soil / Sludge
OT - Other

Bottle Type
P - Plastic
G - Amber Glass
VOA - 40 ml Vial
Coli - bacteria

Preservations
HC - HCl
HS - H_2SO_4
HN - HNO_3
HP - H_3PO_4
OH - NaOH
ST - Sodium Thiosulfate
AA - Ascorbic Acid
Al - $AlCl_3$
Cu - $CuSO_4$

Note: Samples are discarded 30 days after results are reported, unless other arrangements are made.

Rev 2 Effective 5/1/17

Pat-Chem Laboratories
1824 1st Street
San Fernando, CA 91340

CHAIN OF CUSTODY RECORD

Phone (818) 639-5300
Fax (818) 639-5306

Environmental Sample

Sample I.D.#: 22F0289

Customer:	IPC - Integrated Performance Consultants, Inc.	Project:	**(MCC) Daily EFF**
Address:	9297 Research Drive	Sampled by:	Jesus Avalos
	Irvine CA 92618	Report Attention:	Ric Vardel / Golan Kfir
P.O. #:		Phone #:	949-382-9067

Sample Description	Date Sampled	Time Sampled	# of bottles	Required Tests	Sample Type	Matrix	Bottle Type	Preserve	Field Data (pH / Temperature) pH: Field Lab
EFF	6/11/22	11:55	1	pH, T.Res.Chlorine	Grab	AQ	500ml Plastic	4°C	
"	"	"	1	Total Coliform, Fecal Coliform	Grab	AQ	Coli Bottle	4°C, ST	
Geotracker EDD:									
Logcode: IPCI									
Global ID: WDR100000359									

	Signature	Print Name (Company)	Date	Time
Relinquished by	Jesus Avalos	Jesus Avalos (IPC)	6/11/22	12:00
Received by		Richard Martinez (PC)	6/11/22	1200
Relinquished by				
Received by				
Relinquished by				
Received in lab by		Richard Martinez (PC)	6/11/22	1540

Sample Received Checklist

Temperature upon receipt: 4°C

# of bottles agrees with COC? (Yes) No

Samples intact? (Yes) No

Samples properly preserved? (Yes) No

Samples in holding time? (Yes) No

Compliance Monitor

Initial Flow _____

Final Flow _____

Sample Type
Grab
Comp

Matrix
AQ - Water
SO -Soil / Sludge
OT - Other

Bottle Type
P - Plastic
G - Amber Glass
VOA - 40 ml Vial
Coli - bacteria

Preservations
HC - HCl
HS - H_2SO_4
HN - HNO_3
HP - H_3PO_4
OH - NaOH
ST - Sodium Thiosulfate
AA - Ascorbic Acid
AI - $AlCl_3$
Cu -$CuSO_4$

Note: Samples are discarded 30 days after results are reported, unless other arrangements are made.

Rev 2 Effective 5/1/17

Pat-Chem Laboratories
1824 1st Street
San Fernando, CA 91340

CHAIN OF CUSTODY RECORD

Phone (818) 639-5300
Fax (818) 639-5306

Environmental Sample

Sample I.D.#: 22F0298

Customer:	IPC - Integrated Performance Consultants, Inc.	Project :	(MCC) Daily EFF
Address:	9297 Research Drive	Sampled by:	P.O. #:
	Irvine CA 92618	Report Attention: Ric Vardel / Golan Kfir	Phone #: 949-382-9067

Sample Description	Date Sampled	Time Sampled	# of bottles	Required Tests	Sample Type	Matrix	Bottle Type	Preserve	Field Data (pH / Temperature) pH: Field / Lab
EFF	6-12-22	9 25	1	pH, T.Res.Chlorine	Grab	AQ	500ml Plastic	4°C	7.4/14.3
			1	Total Coliform, Fecal Coliform	Grab	AQ	Coli Bottle	4°C, ST	

Geotracker EDD:
Logcode: IPCI
Global ID: WDR100000359

	Signature	Print Name (Company)	Date	Time
Relinquished by	E Morris	E. MORRIS IPC	6-12-22	932
Received by	CM	Cindy Martinez	6-12-22	1133
Relinquished by	CM	Cindy Martinez	6-12-22	12:26
Received by				
Relinquished by				
Received in Lab by		MARIO SANTJESTEBAN (PCL)	6/12/22	1226

Sample Received Checklist

Temperature upon receipt: 4°C
# of bottles agrees with COC? Yes No
Samples intact? Yes No
Samples properly preserved? Yes No
Samples in holding time? Yes No

Compliance Monitor

Initial Flow _____
Final Flow _____

Sample Type
Grab
Comp

Matrix
AQ - Water
SO -Soil / Sludge
OT - Other

Bottle Type
P - Plastic
G - Amber Glass
VOA - 40 ml Vial
Coli - bacteria

Preservations
HC - HCl
HS - H_2SO_4
HN - HNO_3
HP - H_3PO_4
OH - NaOH
ST - Sodium Thiosulfate
AA - Ascorbic Acid
Al - $AlCl_3$
Cu -$CuSO_4$

Note: Samples are discarded 30 days after results are reported, unless other arrangements are made.

Rev 2 Effective 5/1/17

Pat-Chem Laboratories
1824 1st Street
San Fernando, CA 91340

CHAIN OF CUSTODY RECORD

Phone (818) 639-5300
Fax (818) 639-5306

Environmental Sample

Sample I.D.#: 22F0316

Customer:	IPC - Integrated Performance Consultants, Inc.	Project :	**(MCC) Daily EFF**
Address:	9297 Research Drive	Sampled by:	Daniel Huey
	Irvine CA 92618	Report Attention:	Ric Vardel / Golan Kfir
P.O. #:		Phone #:	949-382-9067

Sample Description	Date Sampled	Time Sampled	# of bottles	Required Tests	Sample Type	Matrix	Bottle Type	Preserve	Field Data (pH / Temperature) pH: Field Lab
EFF	6/13/22	1115	1	pH, T.Res.Chlorine	Grab	AQ	500ml Plastic	4°C	
"	"	"	1	Total Coliform, Fecal Coliform	Grab	AQ	Coli Bottle	4°C, ST	

RECEIVED JUN 13 2022 By

Geotracker EDD:
Logcode: IPCI
Global ID: WDR100000359

	Signature	Print Name (Company)	Date	Time
Relinquished by	Daniel Huey	Daniel (IPC)	6/13/22	1120
Received by		Juan Deris (PCL)	6/13/22	12:46
Relinquished by		Juan Deris (PCL)	6/13/22	15:00
Received by				
Relinquished by				
Received in lab by		JUN 13 2022		1500

Sample Received Checklist

Temperature upon receipt: 4°C
# of bottles agrees with COC? Yes No
Samples intact? Yes No
Samples properly preserved? Yes No
Samples in holding time? Yes No

Compliance Monitor

Initial Flow _____
Final Flow _____

Sample Type
Grab
Comp

Matrix
AQ - Water
SO -Soil / Sludge
OT - Other

Bottle Type
P - Plastic
G - Amber Glass
VOA - 40 ml Vial
Coli - bacteria

Preservations
HC - HCl
HS - H_2SO_4
HN - HNO_3
HP - H_3PO_4
OH - NaOH
ST - Sodium Thiosulfate
AA - Ascorbic Acid
Al - $AlCl_3$
Cu -$CuSO_4$

Note: Samples are discarded 30 days after results are reported, unless other arrangements are made.

Rev 2 Effective 5/1/17

PAT-CHEM LABORATORIES
QUALITY ANALYTICAL SERVICES SINCE 1987
1824 1st Street
San Fernando, CA 91340
(818) 639-5300 ph
(818) 639-5306 fx
pat-chem.com

Customer: **Integrated Performance Consultants, Inc.**
9297 Research Drive
Irvine CA, 92618

Attention: Ric Vardel
Report Date: 29-Jun-22 17:13
Subject: (MCC) Daily EFF

Project/P.O.#: (MCC) Daily EFF

Parameter	Method	QC Batch	RL	Prepared	Analyzed	Result	Notes
EFF (Sample I.D.# : 22F0353-01) Collected: 14-Jun-22 By MA of IPC							
Microbiological							
Fecal Coliforms	SM 9221E	AF21429	1.8	14-Jun-22	17-Jun-22	**<1.8 MPN/100 ml**	
Total Coliforms	SM 9221B	AF21429	1.8	14-Jun-22	17-Jun-22	**<1.8 MPN/100 ml**	
Inorganic Constituents							
pH	SM 4500H-B	AF22030	0.1	14-Jun-22	14-Jun-22	**7.6 pH Units**	
Residual Chlorine	SM 4500Cl-G	AF21434	0.05	14-Jun-22	14-Jun-22	**0.10 mg/l**	
EFF (Sample I.D.# : 22F0404-01) Collected: 15-Jun-22 By EM of IPC							
Microbiological							
Fecal Coliforms	SM 9221E	AF21544	1.8	15-Jun-22	17-Jun-22	**<1.8 MPN/100 ml**	
Total Coliforms	SM 9221B	AF21544	1.8	15-Jun-22	17-Jun-22	**<1.8 MPN/100 ml**	
Inorganic Constituents							
pH	SM 4500H-B	AF22030	0.1	15-Jun-22	15-Jun-22	**7.4 pH Units**	
Residual Chlorine	SM 4500Cl-G	AF21548	0.05	15-Jun-22	15-Jun-22	**0.18 mg/l**	
EFF (Sample I.D.# : 22F0455-01) Collected: 16-Jun-22 By DH of IPC							
Microbiological							
Fecal Coliforms	SM 9221E	AF21617	1.8	16-Jun-22	19-Jun-22	**<1.8 MPN/100 ml**	
Total Coliforms	SM 9221B	AF21617	1.8	16-Jun-22	19-Jun-22	**<1.8 MPN/100 ml**	
Inorganic Constituents							
pH	SM 4500H-B	AF22030	0.1	16-Jun-22	16-Jun-22	**7.3 pH Units**	
Residual Chlorine	SM 4500Cl-G	AF21719	0.05	16-Jun-22	17-Jun-22	**0.14 mg/l**	
EFF (Sample I.D.# : 22F0484-01) Collected: 17-Jun-22 By CA of IPC							
Microbiological							
Fecal Coliforms	SM 9221E	AF21713	1.8	17-Jun-22	19-Jun-22	**<1.8 MPN/100 ml**	
Total Coliforms	SM 9221B	AF21713	1.8	17-Jun-22	19-Jun-22	**<1.8 MPN/100 ml**	
Inorganic Constituents							
pH	SM 4500H-B	AF22030	0.1	17-Jun-22	17-Jun-22	**7.5 pH Units**	
Residual Chlorine	SM 4500Cl-G	AF21719	0.05	17-Jun-22	17-Jun-22	**0.15 mg/l**	

Respectfully Submitted,

Stephen Sakai 6/29/2022
Lab Director

PAT-CHEM LABORATORIES
QUALITY ANALYTICAL SERVICES SINCE 1987
1824 1st Street
San Fernando, CA 91340
(818) 639-5300 ph
(818) 639-5306 fx
pat-chem.com

Customer: **Integrated Performance Consultants, Inc.**
9297 Research Drive
Irvine CA, 92618

Attention: Ric Vardel
Report Date: 29-Jun-22 17:13
Subject: (MCC) Daily EFF

Project/P.O.#: (MCC) Daily EFF

Parameter	Method	QC Batch	RL	Prepared	Analyzed	Result	Notes
EFF (Sample I.D.# : 22F0508-01) Collected: 18-Jun-22 By JA of IPC							
Microbiological							
Fecal Coliforms	SM 9221E	AF21821	1.8	18-Jun-22	20-Jun-22	**<1.8 MPN/100 ml**	
Total Coliforms	SM 9221B	AF21821	1.8	18-Jun-22	20-Jun-22	**<1.8 MPN/100 ml**	
Inorganic Constituents							
pH	SM 4500H-B	AF22030	0.1	18-Jun-22	18-Jun-22	**7.7 pH Units**	
Residual Chlorine	SM 4500Cl-G	AF22035	0.05	20-Jun-22	20-Jun-22	**0.26 mg/l**	
EFF (Sample I.D.# : 22F0517-01) Collected: 19-Jun-22 By Customer							
Microbiological							
Fecal Coliforms	SM 9221E	AF22033	1.8	20-Jun-22	22-Jun-22	**<1.8 MPN/100 ml**	
Total Coliforms	SM 9221B	AF22033	1.8	20-Jun-22	22-Jun-22	**<1.8 MPN/100 ml**	
Inorganic Constituents							
pH	SM 4500H-B	AF22030	0.1	19-Jun-22	19-Jun-22	**7.5 pH Units**	
Residual Chlorine	SM 4500Cl-G	AF22035	0.05	20-Jun-22	20-Jun-22	**0.32 mg/l**	

Notes and Definitions

RL Reporting Limit - The lowest amount of a constituent that can be reliably quantified and reported.

Respectfully Submitted,

Stephen Sakai 6/29/2022
Lab Director

Pat-Chem Laboratories
1824 1st Street
San Fernando, CA 91340

CHAIN OF CUSTODY RECORD

Phone (818) 639-5300
Fax (818) 639-5306

Environmental Sample

Sample I.D.#: 22F0353

Customer:	IPC - Integrated Performance Consultants, Inc.	Project :	**(MCC) Daily EFF**
Address:	9297 Research Drive	Sampled by: Mario Aguirre	P.O. #:
	Irvine CA 92618	Report Attention: Ric Vardel / Golan Kfir	Phone #: 949-382-9067

Sample Description	Date Sampled	Time Sampled	# of bottles	Required Tests	Sample Type	Matrix	Bottle Type	Preserve	Field Data (pH / Temperature) pH: Field Lab
EFF	6/14/22	11:38	1	pH, T.Res.Chlorine	Grab	AQ	500ml Plastic	4°C	
"	"	"	1	Total Coliform, Fecal Coliform	Grab	AQ	Coli Bottle	4°C, ST	

RECEIVED
JUN 14 2022
By

Geotracker EDD:
Logcode: IPCI
Global ID: WDR100000359

	Signature	Print Name (Company)	Date	Time
Relinquished by		Mario Aguirre (IPC)	6/14/22	11:42
Received by		Juan Devis (PCL)	6/14/22	13:52
Relinquished by		Juan Devis (PCL)	6/14/22	17:30
Received by				
Relinquished by				
Received in lab by		JUN 14 2022		17:30

Sample Received Checklist

Temperature upon receipt: 4°C
# of bottles agrees with COC? Yes No
Samples intact? Yes No
Samples properly preserved? Yes No
Samples in holding time? Yes No

Compliance Monitor

Initial Flow _____
Final Flow _____

Sample Type
Grab
Comp

Matrix
AQ - Water
SO -Soil / Sludge
OT - Other

Bottle Type
P - Plastic
G - Amber Glass
VOA - 40 ml Vial
Coli - bacteria

Preservations
HC - HCl
HS - H_2SO_4
HN - HNO_3
HP - H_3PO_4
OH - NaOH
ST - Sodium Thiosulfate
AA - Ascorbic Acid
Al - $AlCl_3$
Cu -$CuSO_4$

Note: Samples are discarded 30 days after results are reported, unless other arrangements are made.

Rev 2 Effective 5/1/17

Pat-Chem Laboratories
1824 1st Street
San Fernando, CA 91340

CHAIN OF CUSTODY RECORD

Phone (818) 639-5300
Fax (818) 639-5306

Environmental Sample

Sample I.D.#: 22F0404

Customer:	IPC - Integrated Performance Consultants, Inc.	Project :	**(MCC) Daily EFF**
Address:	9297 Research Drive	Sampled by:	emorris
	Irvine CA 92618	Report Attention:	Ric Vardel / Golan Kfir
P.O. #:		Phone #:	949-382-9067

Sample Description	Date Sampled	Time Sampled	# of bottles	Required Tests	Sample Type	Matrix	Bottle Type	Preserve	Field Data (pH / Temperature) pH: Field Lab
EFF	6-15-22	1010	1	pH, T.Res.Chlorine	Grab	AQ	500ml Plastic	4°C	7.41/24.0°C
	"	"	1	Total Coliform, Fecal Coliform	Grab	AQ	Coli Bottle	4°C, ST	

RECEIVED
JUN 15 2022
By

Geotracker EDD:
Logcode: IPCI
Global ID: WDR100000359

Signature	Print Name (Company)	Date	Time
Relinquished by: emorris	E. MORRIS IPC	6-15-22	1045
Received by:	Juan Davis (PCL)	6-15-22	12:51
Relinquished by:	Juan Davis (PCL)	6-15-22	17:00
Received by:			
Relinquished by:			
Received in lab by:	JUN 15 2022		1700

Sample Received Checklist

Temperature upon receipt: 4°C
# of bottles agrees with COC? Yes No
Samples intact? Yes No
Samples properly preserved? Yes No
Samples in holding time? Yes No

Compliance Monitor

Initial Flow _____
Final Flow _____

Sample Type
Grab
Comp

Matrix
AQ - Water
SO -Soil / Sludge
OT - Other

Bottle Type
P - Plastic
G - Amber Glass
VOA - 40 ml Vial
Coli - bacteria

Preservations
HC - HCl
HS - H_2SO_4
HN - HNO_3
HP - H_3PO_4
OH - NaOH
ST - Sodium Thiosulfate
AA - Ascorbic Acid
Al - $AlCl_3$
Cu -$CuSO_4$

Note: Samples are discarded 30 days after results are reported, unless other arrangements are made.

Rev 2 Effective 5/1/17

Pat-Chem Laboratories
1824 1st Street
San Fernando, CA 91340

CHAIN OF CUSTODY RECORD

Phone (818) 639-5300
Fax (818) 639-5306

Environmental Sample

Sample I.D.#: 22F0455

Customer:	IPC - Integrated Performance Consultants, Inc.	Project :	**(MCC) Daily EFF**
Address:	9297 Research Drive	Sampled by:	Daniel Huey
	Irvine CA 92618	Report Attention:	Ric Vardel / Golan Kfir
P.O. #:		Phone #:	949-382-9067

Sample Description	Date Sampled	Time Sampled	# of bottles	Required Tests	Sample Type	Matrix	Bottle Type	Preserve	Field Data (pH / Temperature) pH: Field Lab
EFF	6/16/22	1120	1	pH, T.Res.Chlorine	Grab	AQ	500ml Plastic	4°C	7.27/18.4 °C
"	"	"	1	Total Coliform, Fecal Coliform	Grab	AQ	Coli Bottle	4°C, ST	

RECEIVED
JUN 16 2022
By

Geotracker EDD:
Logcode: IPCI
Global ID: WDR100000359

Signature	Print Name (Company)	Date	Time
Relinquished by	Daniel (IPC)	6/16/22	1125
Received by	MARCO SANTIESTEBAN (PCL)	6/16/22	1242
Relinquished by	MARCO SANTIESTEBAN (PCL)	6/16/22	1055
Received by			
Relinquished by			
Received in lab by		JUN 16 2022	1358

Sample Received Checklist

Temperature upon receipt: 4 °C
# of bottles agrees with COC? Yes No
Samples intact? Yes No
Samples properly preserved? Yes No
Samples in holding time? Yes No

Compliance Monitor

Initial Flow _____
Final Flow _____

Sample Type
Grab
Comp

Matrix
AQ - Water
SO -Soil / Sludge
OT - Other

Bottle Type
P - Plastic
G - Amber Glass
VOA - 40 ml Vial
Coli - bacteria

Preservations
HC - HCl
HS - H_2SO_4
HN - HNO_3
HP - H_3PO_4
OH - NaOH
ST - Sodium Thiosulfate
AA - Ascorbic Acid
AI - $AlCl_3$
Cu -$CuSO_4$

Note: Samples are discarded 30 days after results are reported, unless other arrangements are made.

Rev 2 Effective 5/1/17

Pat-Chem Laboratories
1824 1st Street
San Fernando, CA 91340

CHAIN OF CUSTODY RECORD

Phone (818) 639-5300
Fax (818) 639-5306

Environmental Sample

Sample I.D.#: 22F0484

Customer:	IPC - Integrated Performance Consultants, Inc.	Project :	(MCC) Daily EFF
Address:	9297 Research Drive	Sampled by:	Carlos Alvarez
	Irvine CA 92618	Report Attention:	Ric Vardel / Golan Kfir
P.O. #:		Phone #:	949-382-9067

Sample Description	Date Sampled	Time Sampled	# of bottles	Required Tests	Sample Type	Matrix	Bottle Type	Preserve	Field Data (pH / Temperature) pH: Field Lab
EFF	06/17/22	1135	1	pH, T.Res.Chlorine	Grab	AQ	500ml Plastic	4°C	7.5 / 25.9
			1	Total Coliform, Fecal Coliform	Grab	AQ	Coli Bottle	4°C, ST	

RECEIVED
JUN 17 2022
By

Geotracker EDD:
Logcode: IPCI
Global ID: WDR100000359

	Signature	Print Name (Company)	Date	Time
Relinquished by		Carlos Alvarez (IPC)	06/17/22	1140
Received by		Cindy Martinez	6-17-22	1140 1135
Relinquished by		Cindy Martinez	6-17-22	1249
Received by				
Relinquished by				
Received in lab by			JUN 17 2022	1245

Sample Received Checklist

Temperature upon receipt:	4°C	
# of bottles agrees with COC?	Yes	No
Samples intact?	Yes	No
Samples properly preserved?	Yes	No
Samples in holding time?	Yes	No

Compliance Monitor

Initial Flow _____

Final Flow _____

Sample Type
Grab
Comp

Matrix
AQ - Water
SO -Soil / Sludge
OT - Other

Bottle Type
P - Plastic
G - Amber Glass
VOA - 40 ml Vial
Coli - bacteria

Preservations
HC - HCl
HS - H_2SO_4
HN - HNO_3
HP - H_3PO_4
OH - NaOH
ST - Sodium Thiosulfate
AA - Ascorbic Acid
AI - $AlCl_3$
Cu -$CuSO_4$

Note: Samples are discarded 30 days after results are reported, unless other arrangements are made.

Rev 2 Effective 5/1/17

Pat-Chem Laboratories
1824 1st Street
San Fernando, CA 91340

CHAIN OF CUSTODY RECORD

Phone (818) 639-5300
Fax (818) 639-5306

Environmental Sample

Sample I.D.#: 22F0508

Customer:	IPC - Integrated Performance Consultants, Inc.	Project :	**(MCC) Daily EFF**
Address:	9297 Research Drive	Sampled by:	Jesus Avalos
	Irvine CA 92618	Report Attention:	Ric Vardel / Golan Kfir
P.O. #:		Phone #:	949-382-9067

Sample Description	Date Sampled	Time Sampled	# of bottles	Required Tests	Sample Type	Matrix	Bottle Type	Preserve	Field Data (pH / Temperature) pH: Field Lab
EFF	6/18/22	11:50	1	pH, T.Res.Chlorine	Grab	AQ	500ml Plastic	4°C	
〃	〃	〃	1	Total Coliform, Fecal Coliform	Grab	AQ	Coli Bottle	4°C, ST	
Geotracker EDD:									
Logcode: IPCI Global ID: WDR100000359									

Signature	Print Name (Company)	Date	Time
Relinquished by: Jesus Avalos	Jesus Avalos / (IPC)	6/18/22	11:55
Received by: [signature]	Richard Martinez (PC)	6/18/22	1205
Relinquished by			
Received by			
Relinquished by			
Received in lab by: [signature]	Richard Martinez (PC)	6/18/22	1520

Sample Received Checklist

Temperature upon receipt: 4°C

# of bottles agrees with COC? (Yes) No

Samples intact? (Yes) No

Samples properly preserved? (Yes) No

Samples in holding time? (Yes) No

Compliance Monitor

Initial Flow _____

Final Flow _____

Sample Type
Grab
Comp

Matrix
AQ - Water
SO -Soil / Sludge
OT - Other

Bottle Type
P - Plastic
G - Amber Glass
VOA - 40 ml Vial
Coli - bacteria

Preservations
HC - HCl
HS - H_2SO_4
HN - HNO_3
HP - H_3PO_4
OH - NaOH
ST - Sodium Thiosulfate
AA - Ascorbic Acid
Al - $AlCl_3$
Cu -$CuSO_4$

Note: Samples are discarded 30 days after results are reported, unless other arrangements are made.

Rev 2 Effective 5/1/17

Pat-Chem Laboratories
1824 1st Street
San Fernando, CA 91340

CHAIN OF CUSTODY RECORD

Phone (818) 639-5300
Fax (818) 639-5306

Environmental Sample

Sample I.D.#: 22F0517

Customer:	IPC - Integrated Performance Consultants, Inc.	Project:	**(MCC) Daily EFF**
Address:	9297 Research Drive	Sampled by:	emorris
	Irvine CA 92618	Report Attention:	Ric Vardel / Golan Kfir
P.O. #:		Phone #:	949-382-9067

Sample Description	Date Sampled	Time Sampled	# of bottles	Required Tests	Sample Type	Matrix	Bottle Type	Preserve	Field Data (pH / Temperature) pH: Field Lab
EFF	6-19-22	930	1	pH, T.Res.Chlorine	Grab	AQ	500ml Plastic	4°C	7.5
	"	"	1	Total Coliform, Fecal Coliform	Grab	AQ	Coli Bottle	4°C, ST	16.9

RECEIVED
JUN 19 2022
By

Geotracker EDD:
Logcode: IPCI
Global ID: WDR100000359

	Signature	Print Name (Company)	Date	Time
Relinquished by	emorris	E. MORRIS IPC	6-19-22	1020
Received by		Cindy Mapay	6-19-22	11:40
Relinquished by		Cindy Mapay	6-19-22	13:00
Received by				
Relinquished by				
Received in Lab by		JUN 19 2022		1300

Sample Received Checklist

Temperature upon receipt: 4°C

# of bottles agrees with COC?	Yes	No
Samples intact?	Yes	No
Samples properly preserved?	Yes	No
Samples in holding time?	Yes	No

Compliance Monitor

Initial Flow _____

Final Flow _____

Sample Type
Grab
Comp

Matrix
AQ - Water
SO - Soil / Sludge
OT - Other

Bottle Type
P - Plastic
G - Amber Glass
VOA - 40 ml Vial
Coli - bacteria

Preservations
HC - HCl
HS - H_2SO_4
HN - HNO_3
HP - H_3PO_4
OH - NaOH
ST - Sodium Thiosulfate
AA - Ascorbic Acid
Al - $AlCl_3$
Cu - $CuSO_4$

Note: Samples are discarded 30 days after results are reported, unless other arrangements are made.

Rev 2 Effective 5/1/17

PAT-CHEM LABORATORIES
QUALITY ANALYTICAL SERVICES SINCE 1987
1824 1st Street
San Fernando, CA 91340
(818) 639-5300 ph
(818) 639-5306 fx
pat-chem.com

Customer: **Integrated Performance Consultants, Inc.**
9297 Research Drive
Irvine CA, 92618

Attention: Ric Vardel
Report Date: 01-Jul-22 10:06
Subject: (MCC) Daily EFF

Project/P.O.#: (MCC) Daily EFF

Parameter	Method	QC Batch	RL	Prepared	Analyzed	Result	Notes
EFF (Sample I.D.# : 22F0539-01) Collected: 20-Jun-22 By Customer							
Microbiological							
Fecal Coliforms	SM 9221E	AF22033	1.8	20-Jun-22	22-Jun-22	**<1.8 MPN/100 ml**	
Total Coliforms	SM 9221B	AF22033	1.8	20-Jun-22	22-Jun-22	**<1.8 MPN/100 ml**	
Inorganic Constituents							
pH	SM 4500H-B	AF22933	0.1	20-Jun-22	20-Jun-22	**7.7 pH Units**	
Residual Chlorine	SM 4500Cl-G	AF22035	0.05	20-Jun-22	20-Jun-22	**0.11 mg/l**	
EFF (Sample I.D.# : 22F0566-01) Collected: 21-Jun-22 By Customer							
Microbiological							
Fecal Coliforms	SM 9221E	AF22141	1.8	21-Jun-22	24-Jun-22	**<1.8 MPN/100 ml**	
Total Coliforms	SM 9221B	AF22141	1.8	21-Jun-22	24-Jun-22	**<1.8 MPN/100 ml**	
Inorganic Constituents							
pH	SM 4500H-B	AF22933	0.1	21-Jun-22	21-Jun-22	**7.5 pH Units**	
Residual Chlorine	SM 4500Cl-G	AF22144	0.05	21-Jun-22	21-Jun-22	**0.15 mg/l**	
EFF (Sample I.D.# : 22F0608-01) Collected: 22-Jun-22 By EM of IPC							
Microbiological							
Fecal Coliforms	SM 9221E	AF22222	1.8	22-Jun-22	24-Jun-22	**<1.8 MPN/100 ml**	
Total Coliforms	SM 9221B	AF22222	1.8	22-Jun-22	24-Jun-22	**<1.8 MPN/100 ml**	
Inorganic Constituents							
pH	SM 4500H-B	AF22933	0.1	22-Jun-22	22-Jun-22	**7.4 pH Units**	
Residual Chlorine	SM 4500Cl-G	AF22230	0.05	22-Jun-22	22-Jun-22	**0.13 mg/l**	
EFF (Sample I.D.# : 22F0635-01) Collected: 23-Jun-22 By DH of IPC							
Microbiological							
Fecal Coliforms	SM 9221E	AF22312	1.8	23-Jun-22	25-Jun-22	**<1.8 MPN/100 ml**	
Total Coliforms	SM 9221B	AF22312	1.8	23-Jun-22	25-Jun-22	**<1.8 MPN/100 ml**	
Inorganic Constituents							
pH	SM 4500H-B	AF22933	0.1	23-Jun-22	23-Jun-22	**7.2 pH Units**	
Residual Chlorine	SM 4500Cl-G	AF22314	0.05	23-Jun-22	23-Jun-22	**0.19 mg/l**	

Respectfully Submitted,

Stephen Sakai 7/1/2022
Lab Director

PAT-CHEM
LABORATORIES

QUALITY ANALYTICAL SERVICES SINCE 1987

1824 1st Street
San Fernando, CA 91340
(818) 639-5300 ph
(818) 639-5306 fx
pat-chem.com

Customer: **Integrated Performance Consultants, Inc.**
9297 Research Drive
Irvine CA, 92618

Attention: Ric Vardel
Report Date: 01-Jul-22 10:06
Subject: (MCC) Daily EFF

Project/P.O.#: (MCC) Daily EFF

Notes and Definitions

RL Reporting Limit - The lowest amount of a constituent that can be reliably quantified and reported.

Respectfully Submitted,

Stephen Sakai 7/1/2022
Lab Director

Pat-Chem Laboratories
1824 1st Street
San Fernando, CA 91340

CHAIN OF CUSTODY RECORD

Phone (818) 639-5300
Fax (818) 639-5306

Environmental Sample

Sample I.D.#: 22F0539

Customer:	IPC - Integrated Performance Consultants, Inc.	Project :	**(MCC) Daily EFF**
Address:	9297 Research Drive	Sampled by:	Carlos Alvarez
	Irvine CA 92618	Report Attention:	Ric Vardel / Golan Kfir
P.O. #:		Phone #:	949-382-9067

Sample Description	Date Sampled	Time Sampled	# of bottles	Required Tests	Sample Type	Matrix	Bottle Type	Preserve	Field Data (pH / Temperature) pH: Field / Lab
EFF	06/20/22	1150	1	pH, T.Res.Chlorine	Grab	AQ	500ml Plastic	4°C	7.68/22.2C
			1	Total Coliform, Fecal Coliform	Grab	AQ	Coli Bottle	4°C, ST	

RECEIVED
JUN 20 2022
By

Geotracker EDD:
Logcode: IPCI
Global ID: WDR100000359

	Signature	Print Name (Company)	Date	Time
Relinquished by		Carlos Alvarez (IPC)	06/20/22	1155
Received by		Juan Devis (PCL)	6/20/22	12:41
Relinquished by		Juan Devis (PCL)	6/20/22	15:16
Received by				
Relinquished by				
Received in lab by		JUN 20 2022		15:15

Sample Received Checklist

Temperature upon receipt: 4°C
# of bottles agrees with COC? Yes No
Samples intact? Yes No
Samples properly preserved? Yes No
Samples in holding time? Yes No

Compliance Monitor

Initial Flow _____
Final Flow _____

Sample Type
Grab
Comp

Matrix
AQ - Water
SO -Soil / Sludge
OT - Other

Bottle Type
P - Plastic
G - Amber Glass
VOA - 40 ml Vial
Coli - bacteria

Preservations
HC - HCl
HS - H_2SO_4
HN - HNO_3
HP - H_3PO_4
OH - NaOH
ST - Sodium Thiosulfate
AA - Ascorbic Acid
Al - $AlCl_3$
Cu -$CuSO_4$

Note: Samples are discarded 30 days after results are reported, unless other arrangements are made.

Rev 2 Effective 5/1/17

Pat-Chem Laboratories
1824 1st Street
San Fernando, CA 91340

CHAIN OF CUSTODY RECORD

Phone (818) 639-5300
Fax (818) 639-5306

Environmental Sample

Sample I.D.#: 22F0566

Customer:	IPC - Integrated Performance Consultants, Inc.	Project :	(MCC) Daily EFF
Address:	9297 Research Drive	Sampled by:	emorris
	Irvine CA 92618	Report Attention:	Ric Vardel / Golan Kfir
		P.O. #:	
		Phone #:	949-382-9067

Sample Description	Date Sampled	Time Sampled	# of bottles	Required Tests	Sample Type	Matrix	Bottle Type	Preserve	Field Data (pH / Temperature) pH: Field Lab
EFF	6-21-22	1119	1	pH, T.Res.Chlorine	Grab	AQ	500ml Plastic	4°C	7.47 26.1°C
	"	"	1	Total Coliform, Fecal Coliform	Grab	AQ	Coli Bottle	4°C, ST	
Geotracker EDD:									
Logcode: IPCI									
Global ID: WDR100000359									

	Signature	Print Name (Company)	Date	Time
Relinquished by	emorris	E. MORRIS IPC	6-21-22	1142
Received by	[signature]	Juan Davis (PCL)	6-21-22	11:56
Relinquished by	[signature]	Juan Davis (PCL)	6-21-22	15:12
Received by				
Relinquished by				
Received in lab by	[signature]	MARIO SANTIESTEBAN (PCL)	6/21/22	1512

Sample Received Checklist

Temperature upon receipt: 4°C
# of bottles agrees with COC? Yes No
Samples intact? Yes No
Samples properly preserved? Yes No
Samples in holding time? Yes No

Compliance Monitor

Initial Flow _____
Final Flow _____

Sample Type
Grab
Comp

Matrix
AQ - Water
SO -Soil / Sludge
OT - Other

Bottle Type
P - Plastic
G - Amber Glass
VOA - 40 ml Vial
Coli - bacteria

Preservations
HC - HCl
HS - H_2SO_4
HN - HNO_3
HP - H_3PO_4
OH - NaOH
ST - Sodium Thiosulfate
AA - Ascorbic Acid
Al - $AlCl_3$
Cu -$CuSO_4$

Note: Samples are discarded 30 days after results are reported, unless other arrangements are made.

Rev 2 Effective 5/1/17

Pat-Chem Laboratories
1824 1st Street
San Fernando, CA 91340

CHAIN OF CUSTODY RECORD

Phone (818) 639-5300
Fax (818) 639-5306

Environmental Sample

Sample I.D.#: 22F0608

Customer:	IPC - Integrated Performance Consultants, Inc.	Project :	**(MCC) Daily EFF**
Address:	9297 Research Drive	Sampled by:	emorris
	Irvine CA 92618	Report Attention:	Ric Vardel / Golan Kfir
P.O. #:		Phone #:	949-382-9067

Sample Description	Date Sampled	Time Sampled	# of bottles	Required Tests	Sample Type	Matrix	Bottle Type	Preserve	Field Data (pH / Temperature) pH: Field Lab
EFF	~~[illegible]~~ emorris 6-22-22	~~[illegible]~~ 1110	1	pH, T.Res.Chlorine	Grab	AQ	500ml Plastic	4°C	7.45/ 23.6°C
			1	Total Coliform, Fecal Coliform	Grab	AQ	Coli Bottle	4°C, ST	

RECEIVED
JUN 22 2022
By [illegible]

Geotracker EDD:
Logcode: IPCI
Global ID: WDR100000359

Signature	Print Name (Company)	Date	Time
Relinquished by emorris	E. Morris IPC	6-22-22	1130
Received by [illegible]	Juan Davis (PCL)	6-22-22	12:16
Relinquished by	Juan Davis (PCL)	6-22-22	15:50
Received by			
Relinquished by			
Received in lab by [illegible]	JUN 22 2022		1550

Sample Received Checklist

Temperature upon receipt: 4°C
# of bottles agrees with COC? Yes No
Samples intact? Yes No
Samples properly preserved? Yes No
Samples in holding time? Yes No

Compliance Monitor

Initial Flow _____
Final Flow _____

Sample Type
Grab
Comp

Matrix
AQ - Water
SO -Soil / Sludge
OT - Other

Bottle Type
P - Plastic
G - Amber Glass
VOA - 40 ml Vial
Coli - bacteria

Preservations
HC - HCl
HS - H_2SO_4
HN - HNO_3
HP - H_3PO_4
OH - NaOH
ST - Sodium Thiosulfate
AA - Ascorbic Acid
AI - $AlCl_3$
Cu -$CuSO_4$

Note: Samples are discarded 30 days after results are reported, unless other arrangements are made.

Rev 2 Effective 5/1/17

Pat-Chem Laboratories
1824 1st Street
San Fernando, CA 91340

CHAIN OF CUSTODY RECORD

Phone (818) 639-5300
Fax (818) 639-5306

Environmental Sample

Sample I.D.#: 22F0635

Customer:	IPC - Integrated Performance Consultants, Inc.	Project :	**(MCC) Daily EFF**
Address:	9297 Research Drive	Sampled by:	Daniel Hvey
	Irvine CA 92618	Report Attention:	Ric Vardel / Golan Kfir
P.O. #:		Phone #:	949-382-9067

Sample Description	Date Sampled	Time Sampled	# of bottles	Required Tests	Sample Type	Matrix	Bottle Type	Preserve	Field Data (pH / Temperature) pH: Field Lab
EFF	6/23/22	1130	1	pH, T.Res.Chlorine	Grab	AQ	500ml Plastic	4°C	
			1	Total Coliform, Fecal Coliform	Grab	AQ	Coli Bottle	4°C, ST	

RECEIVED
JUN 23 2022
By

Geotracker EDD:
Logcode: IPCI
Global ID: WDR100000359

	Signature	Print Name (Company)	Date	Time
Relinquished by	Daniel Hvey	Daniel (IPC)	6/23/22	1135
Received by		Juan Revis (PCL)	6/23/22	12:05
Relinquished by		Juan Revis (PCL)	6/23/22	15:57
Received by				
Relinquished by				
Received in lab by		JUN 23 2022		1557

Sample Received Checklist

Temperature upon receipt: 4°C
# of bottles agrees with COC? Yes No
Samples intact? Yes No
Samples properly preserved? Yes No
Samples in holding time? Yes No

Compliance Monitor

Initial Flow _____
Final Flow _____

Sample Type
Grab
Comp

Matrix
AQ - Water
SO -Soil / Sludge
OT - Other

Bottle Type
P - Plastic
G - Amber Glass
VOA - 40 ml Vial
Coli - bacteria

Preservations
HC - HCl
HS - H_2SO_4
HN - HNO_3
HP - H_3PO_4
OH - NaOH
ST - Sodium Thiosulfate
AA - Ascorbic Acid
Al - $AlCl_3$
Cu -$CuSO_4$

Note: Samples are discarded 30 days after results are reported, unless other arrangements are made.

Rev 2 Effective 5/1/17

PAT-CHEM LABORATORIES
QUALITY ANALYTICAL SERVICES SINCE 1987
1824 1st Street
San Fernando, CA 91340
(818) 639-5300 ph
(818) 639-5306 fx
pat-chem.com

Customer: **Integrated Performance Consultants, Inc.**
9297 Research Drive
Irvine CA, 92618

Attention: Ric Vardel
Report Date: 06-Jul-22 11:39
Subject: (MCC) Daily EFF

Project/P.O.#: (MCC) Daily EFF

Parameter	Method	QC Batch	RL	Prepared	Analyzed	Result	Notes
EFF (Sample I.D.# : 22F0662-01) Collected: 24-Jun-22 By CA of IPC							
Microbiological							
Fecal Coliforms	SM 9221E	AF22414	1.8	24-Jun-22	26-Jun-22	**<1.8 MPN/100 ml**	
Total Coliforms	SM 9221B	AF22414	1.8	24-Jun-22	26-Jun-22	**<1.8 MPN/100 ml**	
Inorganic Constituents							
pH	SM 4500H-B	AF23007	0.1	24-Jun-22	24-Jun-22	**7.7 pH Units**	
Residual Chlorine	SM 4500Cl-G	AF22418	0.05	24-Jun-22	24-Jun-22	**0.10 mg/l**	
EFF (Sample I.D.# : 22F0687-01) Collected: 25-Jun-22 By JA of IPC							
Microbiological							
Fecal Coliforms	SM 9221E	AF22519	1.8	25-Jun-22	27-Jun-22	**<1.8 MPN/100 ml**	
Total Coliforms	SM 9221B	AF22519	1.8	25-Jun-22	27-Jun-22	**<1.8 MPN/100 ml**	
Inorganic Constituents							
pH	SM 4500H-B	AF23007	0.1	25-Jun-22	25-Jun-22	**8.2 pH Units**	
Residual Chlorine	SM 4500Cl-G	AF22734	0.05	27-Jun-22	27-Jun-22	**0.09 mg/l**	
EFF (Sample I.D.# : 22F0701-01) Collected: 26-Jun-22 By CM of PCL							
Microbiological							
Fecal Coliforms	SM 9221E	AF22731	1.8	27-Jun-22	01-Jul-22	**<1.8 MPN/100 ml**	
Total Coliforms	SM 9221B	AF22731	1.8	27-Jun-22	01-Jul-22	**<1.8 MPN/100 ml**	
Inorganic Constituents							
pH	SM 4500H-B	AF23007	0.1	26-Jun-22	26-Jun-22	**7.6 pH Units**	
Residual Chlorine	SM 4500Cl-G	AF22734	0.05	27-Jun-22	27-Jun-22	**0.11 mg/l**	
EFF (Sample I.D.# : 22F0715-01) Collected: 27-Jun-22 By DH of IPC							
Microbiological							
Fecal Coliforms	SM 9221E	AF22731	1.8	27-Jun-22	01-Jul-22	**<1.8 MPN/100 ml**	
Total Coliforms	SM 9221B	AF22731	1.8	27-Jun-22	01-Jul-22	**<1.8 MPN/100 ml**	
Inorganic Constituents							
pH	SM 4500H-B	AF23007	0.1	27-Jun-22	27-Jun-22	**7.5 pH Units**	
Residual Chlorine	SM 4500Cl-G	AF22734	0.05	27-Jun-22	27-Jun-22	**0.17 mg/l**	

Respectfully Submitted,

Stephen Sakai 7/6/2022
Lab Director

PAT-CHEM LABORATORIES
QUALITY ANALYTICAL SERVICES SINCE 1987
1824 1st Street
San Fernando, CA 91340
(818) 639-5300 ph
(818) 639-5306 fx
pat-chem.com

Customer: **Integrated Performance Consultants, Inc.**
9297 Research Drive
Irvine CA, 92618

Attention: Ric Vardel
Report Date: 06-Jul-22 11:39
Subject: (MCC) Daily EFF

Project/P.O.#: (MCC) Daily EFF

Parameter	Method	QC Batch	RL	Prepared	Analyzed	Result	Notes
EFF (Sample I.D.# : 22F0744-01) Collected: 28-Jun-22 By MA of IPC							
Microbiological							
Fecal Coliforms	SM 9221E	AF22837	1.8	28-Jun-22	01-Jul-22	**<1.8 MPN/100 ml**	
Total Coliforms	SM 9221B	AF22837	1.8	28-Jun-22	01-Jul-22	**<1.8 MPN/100 ml**	
Inorganic Constituents							
pH	SM 4500H-B	AF23007	0.1	28-Jun-22	28-Jun-22	**7.4 pH Units**	
Residual Chlorine	SM 4500Cl-G	AF22844	0.05	28-Jun-22	28-Jun-22	**0.09 mg/l**	
EFF (Sample I.D.# : 22F0765-01) Collected: 29-Jun-22 By EM of IPC							
Microbiological							
Fecal Coliforms	SM 9221E	AF22935	1.8	29-Jun-22	01-Jul-22	**<1.8 MPN/100 ml**	
Total Coliforms	SM 9221B	AF22935	1.8	29-Jun-22	01-Jul-22	**<1.8 MPN/100 ml**	
Inorganic Constituents							
pH	SM 4500H-B	AF23007	0.1	29-Jun-22	29-Jun-22	**7.5 pH Units**	
Residual Chlorine	SM 4500Cl-G	AF22937	0.05	29-Jun-22	29-Jun-22	**0.20 mg/l**	

Notes and Definitions

RL Reporting Limit - The lowest amount of a constituent that can be reliably quantified and reported.

Respectfully Submitted,

Stephen Sakai 7/6/2022
Lab Director

Pat-Chem Laboratories
1824 1st Street
San Fernando, CA 91340

CHAIN OF CUSTODY RECORD

Phone (818) 639-5300
Fax (818) 639-5306

Environmental Sample

Sample I.D.#: 22F0662

Customer:	IPC - Integrated Performance Consultants, Inc.	Project :	**(MCC) Daily EFF**
Address:	9297 Research Drive	Sampled by:	Carlos Alvarez
	Irvine CA 92618	Report Attention:	Ric Vardel / Golan Kfir
P.O. #:		Phone #:	949-382-9067

Sample Description	Date Sampled	Time Sampled	# of bottles	Required Tests	Sample Type	Matrix	Bottle Type	Preserve	Field Data (pH / Temperature) pH: Field Lab
EFF	06/24/22	1130	1	pH, T.Res.Chlorine	Grab	AQ	500ml Plastic	4°C	7.69/21.1°C
			1	Total Coliform, Fecal Coliform	Grab	AQ	Coli Bottle	4°C, ST	

RECEIVED
JUN 24 2022
By

Geotracker EDD:
Logcode: IPCI
Global ID: WDR100000359

	Signature	Print Name (Company)	Date	Time
Relinquished by		Carlos Alvarez (CA)	06/24/22	1135
Received by		Armando Olmos (PCL)	6/24/22	12:15
Relinquished by		Armando Olmos (PCL)	6/24/22	12:55
Received by				
Relinquished by				
Received in lab by		JUN 24 2022	1355	

Sample Received Checklist

Temperature upon receipt: 4°C

# of bottles agrees with COC?	Yes	No
Samples intact?	Yes	No
Samples properly preserved?	Yes	No
Samples in holding time?	Yes	No

Compliance Monitor

Initial Flow _____

Final Flow _____

Sample Type
Grab
Comp

Matrix
AQ - Water
SO -Soil / Sludge
OT - Other

Bottle Type
P - Plastic
G - Amber Glass
VOA - 40 ml Vial
Coli - bacteria

Preservations
HC - HCl
HS - H_2SO_4
HN - HNO_3
HP - H_3PO_4
OH - NaOH
ST - Sodium Thiosulfate
AA - Ascorbic Acid
Al - $AlCl_3$
Cu -$CuSO_4$

Note: Samples are discarded 30 days after results are reported, unless other arrangements are made.

Rev 2 Effective 5/1/17

Pat-Chem Laboratories
1824 1st Street
San Fernando, CA 91340

CHAIN OF CUSTODY RECORD

Phone (818) 639-5300
Fax (818) 639-5306

Environmental Sample

Sample I.D.#: 22F0687

Customer:	IPC - Integrated Performance Consultants, Inc.	Project :	**(MCC) Daily EFF**
Address:	9297 Research Drive	Sampled by:	Jesus Avalos
	Irvine CA 92618	Report Attention:	Ric Vardel / Golan Kfir
P.O. #:		Phone #:	949-382-9067

Sample Description	Date Sampled	Time Sampled	# of bottles	Required Tests	Sample Type	Matrix	Bottle Type	Preserve	Field Data (pH / Temperature) pH: Field Lab
EFF	6/25/22	11:50	1	pH, T.Res.Chlorine	Grab	AQ	500m Plastic	4°C	
"	"	"	1	Total Coliform, Fecal Coliform	Grab	AQ	Coli Bottle	4°C, ST	
Geotracker EDD:									
Logcode: IPCI									
Global ID: WDR100000359									

Signature	Print Name (Company)	Date	Time
Relinquished by: Jesus Avalos	Jesus Avalos (IPC)	6/25/22	11:55
Received by: [signature]	Richard Martinez (PC)	6/25/22	1210
Relinquished by:			
Received by:			
Relinquished by:			
Received in lab by: [signature]	Richard Martinez (PC)	6/25/22	1620

Sample Received Checklist

Temperature upon receipt: 4°C

# of bottles agrees with COC? (Yes) No

Samples intact? (Yes) No

Samples properly preserved? (Yes) No

Samples in holding time? (Yes) No

Compliance Monitor

Initial Flow _____

Final Flow _____

Sample Type
Grab
Comp

Matrix
AQ - Water
SO -Soil / Sludge
OT - Other

Bottle Type
P - Plastic
G - Amber Glass
VOA - 40 ml Vial
Coli - bacteria

Preservations
HC - HCl
HS - H_2SO_4
HN - HNO_3
HP - H_3PO_4
OH - NaOH
ST - Sodium Thiosulfate
AA - Ascorbic Acid
Al - $AlCl_3$
Cu -$CuSO_4$

Note: Samples are discarded 30 days after results are reported, unless other arrangements are made.

Rev 2 Effective 5/1/17

Pat-Chem Laboratories
1824 1st Street
San Fernando, CA 91340

CHAIN OF CUSTODY RECORD

Phone (818) 639-5300
Fax (818) 639-5306

Environmental Sample

Sample I.D.#: 22F0701

Customer:	IPC - Integrated Performance Consultants, Inc.	Project :	**(MCC) Daily EFF**
Address:	9297 Research Drive	Sampled by:	E Morris
	Irvine CA 92618	Report Attention:	Ric Vardel / Golan Kfir
P.O. #:		Phone #:	949-382-9067

Sample Description	Date Sampled	Time Sampled	# of bottles	Required Tests	Sample Type	Matrix	Bottle Type	Preserve	Field Data (pH / Temperature) pH Field Lab
EFF	6-26-22	940	1	pH, T.Res.Chlorine	Grab	AQ	500ml Plastic	4°C	7.6 / 21.3 °C
			1	Total Coliform, Fecal Coliform	Grab	AQ	Coli Bottle	4°C, ST	

RECEIVED
JUN 26 2022
By Alex Valle Jr.

Geotracker EDD:
Logcode: IPCI
Global ID: WDR100000359

	Signature	Print Name (Company)	Date	Time
Relinquished by	E Morris	E. MORRIS	6-26-22	950
Received by		Cindy Martinez	6-26-22	1215
Relinquished by		Cindy Martinez	6-26-22	315
Received by				
Relinquished by				
Received in lab by	Alex Valle Jr.	JUN 26 2022		1315

Sample Received Checklist

Temperature upon receipt: 4°C
# of bottles agrees with COC? Yes No
Samples intact? Yes No
Samples properly preserved? Yes No
Samples in holding time? Yes No

Compliance Monitor

Initial Flow _____
Final Flow _____

Sample Type
Grab
Comp

Matrix
AQ - Water
SO -Soil / Sludge
OT - Other

Bottle Type
P - Plastic
G - Amber Glass
VOA - 40 ml Vial
Coli - bacteria

Preservations
HC - HCl
HS - H_2SO_4
HN - HNO_3
HP - H_3PO_4
OH - NaOH
ST - Sodium Thiosulfate
AA - Ascorbic Acid
Al - $AlCl_3$
Cu -$CuSO_4$

Note: Samples are discarded 30 days after results are reported, unless other arrangements are made.

Rev 2 Effective 5/1/17

Pat-Chem Laboratories
1824 1st Street
San Fernando, CA 91340

CHAIN OF CUSTODY RECORD

Phone (818) 639-5300
Fax (818) 639-5306

Environmental Sample

Sample I.D.#: 22F0715

Customer:	IPC - Integrated Performance Consultants, Inc.	Project :	**(MCC) Daily EFF**
Address:	9297 Research Drive	Sampled by:	Daniel Huey
	Irvine CA 92618	Report Attention:	Ric Vardel / Golan Kfir
P.O. #:		Phone #:	949-382-9067

Sample Description	Date Sampled	Time Sampled	# of bottles	Required Tests	Sample Type	Matrix	Bottle Type	Preserve	Field Data (pH / Temperature) pH: Field Lab
EFF	6/27/22	1100	1	pH, T.Res.Chlorine	Grab	AQ	500ml Plastic	4°C	7.50/23.8°C
"	"	"	1	Total Coliform, Fecal Coliform	Grab	AQ	Coli Bottle	4°C, ST	
Geotracker EDD:									
Logcode: IPCI									
Global ID: WDR100000359									

	Signature	Print Name (Company)	Date	Time
Relinquished by	Daniel Huey	Daniel (IPC)	6/27/22	1105
Received by		Juan Devis (PCL)	6/27/22	12:02
Relinquished by		Juan Devis (PCL)	6/27/22	15:20
Received by				
Relinquished by				
Received in lab by				

Sample Received Checklist

Temperature upon receipt: _____

# of bottles agrees with COC?	Yes	No
Samples intact?	Yes	No
Samples properly preserved?	Yes	No
Samples in holding time?	Yes	No

Compliance Monitor

Initial Flow _____

Final Flow _____

Sample Type
Grab
Comp

Matrix
AQ - Water
SO -Soil / Sludge
OT - Other

Bottle Type
P - Plastic
G - Amber Glass
VOA - 40 ml Vial
Coli - bacteria

Preservations
HC - HCl
HS - H_2SO_4
HN - HNO_3
HP - H_3PO_4
OH - NaOH
ST - Sodium Thiosulfate
AA - Ascorbic Acid
Al - $AlCl_3$
Cu -$CuSO_4$

Note: Samples are discarded 30 days after results are reported, unless other arrangements are made.

Rev 2 Effective 5/1/17

Pat-Chem Laboratories
1824 1st Street
San Fernando, CA 91340

CHAIN OF CUSTODY RECORD

Phone (818) 639-5300
Fax (818) 639-5306

Environmental Sample

Sample I.D.#: 22F0744

Customer:	IPC - Integrated Performance Consultants, Inc.	Project :	**(MCC) Daily EFF**
Address:	9297 Research Drive	Sampled by:	Mario Aguirre
	Irvine CA 92618	Report Attention:	Ric Vardel / Golan Kfir
P.O. #:		Phone #:	949-382-9067

Sample Description	Date Sampled	Time Sampled	# of bottles	Required Tests	Sample Type	Matrix	Bottle Type	Preserve	Field Data (pH / Temperature) pH: Field Lab
EFF	6/28/22	11:25	1	pH, T.Res.Chlorine	Grab	AQ	500ml Plastic	4°C	
"	"	"	1	Total Coliform, Fecal Coliform	Grab	AQ	Coli Bottle	4°C, ST	

RECEIVED
JUN 28 2022
By

Geotracker EDD:
Logcode: IPCI
Global ID: WDR100000359

	Signature	Print Name (Company)	Date	Time
Relinquished by		Mario Aguirre (IPC)	6/28/22	11:35
Received by		Juan Devis (PCL)	6/28/22	12:33
Relinquished by		Juan Devis (PCL)	6/28/22	15:30
Received by				
Relinquished by				
Received in lab by		JUN 28 2022		1539

Sample Received Checklist

Temperature upon receipt: 4 °C

# of bottles agrees with COC? Yes No

Samples intact? Yes No

Samples properly preserved? Yes No

Samples in holding time? Yes No

Compliance Monitor

Initial Flow _____

Final Flow _____

Sample Type
Grab
Comp

Matrix
AQ - Water
SO -Soil / Sludge
OT - Other

Bottle Type
P - Plastic
G - Amber Glass
VOA - 40 ml Vial
Coli - bacteria

Preservations
HC - HCl
HS - H_2SO_4
HN - HNO_3
HP - H_3PO_4
OH - NaOH
ST - Sodium Thiosulfate
AA - Ascorbic Acid
Al - $AlCl_3$
Cu -$CuSO_4$

Note: Samples are discarded 30 days after results are reported, unless other arrangements are made.

Rev 2 Effective 5/1/17

Pat-Chem Laboratories
1824 1st Street
San Fernando, CA 91340

CHAIN OF CUSTODY RECORD

Phone (818) 639-5300
Fax (818) 639-5306

Environmental Sample

Sample I.D.#: 22F0765

Customer:	IPC - Integrated Performance Consultants, Inc.	Project :	**(MCC) Daily EFF**
Address:	9297 Research Drive	Sampled by:	
	Irvine CA 92618	Report Attention:	Ric Vardel / Golan Kfir
P.O. #:		Phone #:	949-382-9067

Sample Description	Date Sampled	Time Sampled	# of bottles	Required Tests	Sample Type	Matrix	Bottle Type	Preserve	Field Data (pH / Temperature) pH: Field Lab
EFF	6-29-22	1056	1	pH, T.Res.Chlorine	Grab	AQ	500ml Plastic	4°C	7.53/25.3°C
			1	Total Coliform, Fecal Coliform	Grab	AQ	Coli Bottle	4°C, ST	

RECEIVED
JUN 29 2022
By

Geotracker EDD:
Logcode: IPCI
Global ID: WDR100000359

	Signature	Print Name (Company)	Date	Time
Relinquished by		E. Morris IPC	6-29-22	1156
Received by		Juan Deris (PCL)	6-29-22	12:03
Relinquished by		Juan Deris (PCL)	6-29-22	14:45
Received by				
Relinquished by				
Received in lab by		JUN 29 2022		1445

Sample Received Checklist

Temperature upon receipt: 4°C
# of bottles agrees with COC? Yes No
Samples intact? Yes No
Samples properly preserved? Yes No
Samples in holding time? Yes No

Compliance Monitor

Initial Flow _____
Final Flow _____

Sample Type
Grab
Comp

Matrix
AQ - Water
SO - Soil / Sludge
OT - Other

Bottle Type
P - Plastic
G - Amber Glass
VOA - 40 ml Vial
Coli - bacteria

Preservations
HC - HCl
HS - H_2SO_4
HN - HNO_3
HP - H_3PO_4
OH - NaOH
ST - Sodium Thiosulfate
AA - Ascorbic Acid
Al - $AlCl_3$
Cu - $CuSO_4$

Note: Samples are discarded 30 days after results are reported, unless other arrangements are made.

Rev 2 Effective 5/1/17

PAT-CHEM LABORATORIES
QUALITY ANALYTICAL SERVICES SINCE 1987
1824 1st Street
San Fernando, CA 91340
(818) 639-5300 ph
(818) 639-5306 fx
pat-chem.com

Customer: **Integrated Performance Consultants, Inc.**
9297 Research Drive
Irvine CA, 92618

Attention: Ric Vardel
Report Date: 17-Apr-22 00:42
Subject: (MCC) Weekly EFF

Project/P.O.#: (MCC) Weekly EFF

Parameter	Method	QC Batch	RL	Prepared	Analyzed	Result	Notes
EFF (Sample I.D.# : 22D0226-01) Collected: 06-Apr-22 By CA of IPC							
Physical Properties							
Total Suspended Solids	SM2540D	AD20813	1	08-Apr-22	09-Apr-22	**<1 mg/l**	
Inorganic Constituents							
Ammonia as N	EPA 350.1	AD20711	0.10	07-Apr-22	07-Apr-22	**0.16 mg/l**	
Nitrate as N	EPA 353.2	AD20705	0.05	07-Apr-22	07-Apr-22	**0.13 mg/l**	
Nitrite as N	EPA 353.2	AD20705	0.05	07-Apr-22	07-Apr-22	**<0.05 mg/l**	
Total Kjeldahl Nitrogen	EPA 351.2	AD21013	0.10	10-Apr-22	16-Apr-22	**1.70 mg/l**	
EFF (Sample I.D.# : 22D0226-02) Collected: 05-Apr-22 By CA of IPC							
Aggregate Organic Constituents							
Biochemical Oxygen Demand	SM 5210B	AD20710	2	07-Apr-22	12-Apr-22	**2 mg/l**	

Notes and Definitions

RL Reporting Limit - The lowest amount of a constituent that can be reliably quantified and reported.

Respectfully Submitted,

Stephen Sakai 4/17/2022
Lab Director

Pat-Chem Laboratories
1824 1st Street
San Fernando, CA 91340

CHAIN OF CUSTODY RECORD

Phone (818) 639-5300
Fax (818) 639-5306

Environmental Sample

Sample I.D.#: 22D0226

Customer:	IPC - Integrated Performance Consultants, Inc. 9297 Research Drive	Project:	(MCC) Weekly EFF
Address:	Irvine CA 92618	Sampled by:	Carlos Alvarez Ric Vardel / Golan Kfir
		P.O. #:	949-382-9067
		Report Attention:	
		Phone #:	

Sample Description	Date Sampled	Time Sampled	# of bottles	Required Tests	Sample Type	Matrix	Bottle Type	Preserve	Field Data (pH / Temperature) pH: Field Lab
EFF	04/06/22	1140	1	TSS	Grab	AQ	1-Liter-Plastic	4°C	
			1	Ammonia, TKN	Grab	AQ	500ml Plastic	4°C	
			1	Nitrate, Nitrite	Grab	AQ	250ml Plastic	4°C	
	04/05/22	0000	1	BOD	Comp	AQ	1-Liter-Plastic	4°C	

RECEIVED APR 06 2022 By

Geotracker EDD:
Logcode: IPCI
Global ID: WDR100000359

	Signature	Print Name (Company)	Date	Time
Relinquished by		Carlos Alvarez (CPC)	04/06/22	1150
Received by		Cindy M	4.6.22	1350
Relinquished by		Cindy Martinez	4.6.22	1450
Received by				
Relinquished by				
Received in lab by		APR 06 2022		1450

Sample Received Checklist

Temperature upon receipt:	4°C	
# of bottles agrees with COC?	Yes	No
Samples intact?	Yes	No
Samples properly preserved?	Yes	No
Samples in holding time?	Yes	No

Compliance Monitor

Initial Flow _____

Final Flow _____

Sample Type	Preservations
Grab	**HC** - HCl
Comp	**HS** - H_2SO_4
Matrix	**HN** - HNO_3
AQ - Water	**HP** - H_3PO_4
SO -Soil / Sludge	**OH** - NaOH
OT - Other	**ST** - Sodium Thiosulfate
Bottle Type	**AA** - Ascorbic Acid
P - Plastic	**Al** - $AlCl_3$
G - Amber Glass	**Cu** -$CuSO_4$
VOA - 40 ml Vial	
Coli - bacteria	

Note: Samples are discarded 30 days after results are reported, unless other arrangements are made.

Rev 2 Effective 5/1/17

PAT-CHEM
LABORATORIES

QUALITY ANALYTICAL SERVICES SINCE 1987

1824 1st Street
San Fernando, CA 91340
(818) 639-5300 ph
(818) 639-5306 fx
pat-chem.com

Customer: **Integrated Performance Consultants, Inc.**
9297 Research Drive
Irvine CA, 92618

Attention: Ric Vardel
Report Date: 19-Apr-22 15:59
Subject: (MCC) Weekly EFF A

Project/P.O.#: (MCC) Weekly EFF

Parameter	Method	QC Batch	RL	Prepared	Analyzed	Result	Notes
EFF (Sample I.D.# : 22D0401-01) Collected: 13-Apr-22 By CA of IPC							
Physical Properties							
Total Suspended Solids	SM2540D	AD21336	1	13-Apr-22	14-Apr-22	**1 mg/l**	
Inorganic Constituents							
Ammonia as N	EPA 350.1	AD21820	0.10	18-Apr-22	19-Apr-22	**0.13 mg/l**	
Nitrate as N	EPA 353.2	AD21407	0.05	14-Apr-22	14-Apr-22	**<0.05 mg/l**	
Nitrite as N	EPA 353.2	AD21407	0.05	14-Apr-22	14-Apr-22	**0.07 mg/l**	
Total Kjeldahl Nitrogen	EPA 351.2	AD21516	0.10	15-Apr-22	16-Apr-22	**1.58 mg/l**	
EFF (Sample I.D.# : 22D0401-02) Collected: 12-Apr-22 By C.A of IPC							
Aggregate Organic Constituents							
Biochemical Oxygen Demand	SM 5210B	AD21412	2	14-Apr-22	19-Apr-22	**3 mg/l**	

Notes and Definitions

RL Reporting Limit - The lowest amount of a constituent that can be reliably quantified and reported.

Respectfully Submitted,

Stephen Sakai 4/19/2022
Lab Director

Pat-Chem Laboratories
1824 1st Street
San Fernando, CA 91340

CHAIN OF CUSTODY RECORD

Phone (818) 639-5300
Fax (818) 639-5306

Environmental Sample

Sample I.D.#: 22D0401

(MCC) Weekly EFF

Customer: IPC - Integrated Performance Consultants, Inc.
9297 Research Drive

Project:

Address: Irvine CA 92618

Sampled by: Carlos Alvarez
Ric Vardel / Golan Kfir

P.O. #: 949-382-9067

Report Attention:

Phone #:

Sample Description	Date Sampled	Time Sampled	# of bottles	Required Tests	Sample Type	Matrix	Bottle Type	Preserve	Field Data (pH / Temperature) pH: Field Lab
EFF	04/13/22	0730	1	TSS	Grab	AQ	1-Liter-Plastic	4°C	
			1	Ammonia, TKN	Grab	AQ	500ml Plastic	4°C	
			1	Nitrate, Nitrite	Grab	AQ	250ml Plastic	4°C	
	04/12/22	0000	1	BOD	Comp	AQ	1-Liter-Plastic	4°C	

RECEIVED
APR 13 2022
By

Geotracker EDD:
Logcode: IPCI
Global ID: WDR100000359

	Signature	Print Name (Company)	Date	Time
Relinquished by		Carlos Alvarez (SC)	04/13/22	1205
Received by		Jonathan V. (SC)	4/13	1205
Relinquished by		Jonathan V. (SC)	4/13	1314
Received by				
Relinquished by				
Received in lab by		APR 13 2022		13/4

Sample Received Checklist

Temperature upon receipt: 4°C

# of bottles agrees with COC? Yes No

Samples intact? Yes No

Samples properly preserved? Yes No

Samples in holding time? Yes No

Compliance Monitor

Initial Flow _____

Final Flow _____

Sample Type
Grab
Comp

Matrix
AQ - Water
SO - Soil / Sludge
OT - Other

Bottle Type
P - Plastic
G - Amber Glass
VOA - 40 ml Vial
Coli - bacteria

Preservations
HC - HCl
HS - H_2SO_4
HN - HNO_3
HP - H_3PO_4
OH - NaOH
ST - Sodium Thiosulfate
AA - Ascorbic Acid
Al - $AlCl_3$
Cu - $CuSO_4$

Note: Samples are discarded 30 days after results are reported, unless other arrangements are made.

Rev 2 Effective 5/1/17

PAT-CHEM
LABORATORIES

QUALITY ANALYTICAL SERVICES SINCE 1987

1824 1st Street
San Fernando, CA 91340
(818) 639-5300 ph
(818) 639-5306 fx
pat-chem.com

Customer: **Integrated Performance Consultants, Inc.**
9297 Research Drive
Irvine CA, 92618

Attention: Ric Vardel
Report Date: 26-Apr-22 14:58
Subject: (MCC) Weekly EFF B

Project/P.O.#: (MCC) Weekly EFF B

Parameter	Method	QC Batch	RL	Prepared	Analyzed	Result	Notes
EFF - B (Sample I.D.# : 22D0599-01) Collected: 19-Apr-22 By C.A of IPC							
Aggregate Organic Constituents							
Biochemical Oxygen Demand	SM 5210B	AD22103	2	21-Apr-22	26-Apr-22	**2 mg/l**	

Notes and Definitions

RL Reporting Limit - The lowest amount of a constituent that can be reliably quantified and reported.

Respectfully Submitted,

Stephen Sakai 4/26/2022
Lab Director

Pat-Chem Laboratories
1824 1st Street
San Fernando, CA 91340

CHAIN OF CUSTODY RECORD

Phone (818) 639-5300
Fax (818) 639-5306

Environmental Sample

Sample I.D.#: 22D0599

Customer: IPC - Integrated Performance Consultants, Inc.
Project : **(MCC)** Weekly **EFF - B**
Address: 9297 Research Drive
Irvine CA 92618
Sampled by: Carlos Alvarez
Report Attention: Ric Vardel / Golan Kfir
P.O. #:
Phone #: 949-382-9067

Sample Description	Date Sampled	Time Sampled	# of bottles	Required Tests	Sample Type	Matrix	Bottle Type	Preser-vation	Field Data (pH / Temperature) pH: Field Lab
EFF	04/19/22	2359	1	Biochemical Oxygen Demand (BOD)	Comp	AQ	1-Liter-Plastic	4°C	6.81 / 11.2
Geotracker EDD:									
Logcode: IPCI Global ID: WDR100000359									

RECEIVED
APR 20 2022
By Alex Valle Jr.

	Signature	Print Name (Company)	Date	Time
Relinquished by	C. Alvarez	Carlos Alvarez (IPC)	04/20/22	1140
Received by	CM	Cindy Murray	4.20.22	2:05
Relinquished by	CM	Cindy Murray	4.20.22	1525
Received by				
Relinquished by				
Received in lab by	Alex Valle Jr.	APR 20 2022		1525

Note: Samples are discarded 30 days after results are reported, unless other arrangements are made.

Sample Received Checklist

Temperature upon receipt: 4°C
# of bottles agrees with COC? Yes No
Samples intact? Yes No
Samples properly preserved? Yes No
Samples in holding time? Yes No

Compliance Monitor

Initial Flow _____
Final Flow _____

Sample Type
Grab
Comp

Matrix
AQ - Water
SO -Soil / Sludge
OT - Other

Bottle Type
P - Plastic
G - Amber Glass
VOA - 40 ml Vial
Coli - bacteria

Preservations
HC - HCl
HS - H_2SO_4
HN - HNO_3
HP - H_3PO_4
OH - NaOH
ST - Sodium Thiosulfate
AA - Ascorbic Acid
Al - $AlCl_3$
Cu -$CuSO_4$

PAT-CHEM LABORATORIES
QUALITY ANALYTICAL SERVICES SINCE 1987
1824 1st Street
San Fernando, CA 91340
(818) 639-5300 ph
(818) 639-5306 fx
pat-chem.com

Customer: **Integrated Performance Consultants, Inc.**
9297 Research Drive
Irvine CA, 92618

Attention: Ric Vardel
Report Date: 27-Apr-22 18:33
Subject: (MCC) Weekly EFF A

Project/P.O.#: (MCC) Weekly EFF A

Parameter	Method	QC Batch	RL	Prepared	Analyzed	Result	Notes
EFF - A (Sample I.D.# : 22D0552-01) Collected: 19-Apr-22 By M.A. of IPC							
Physical Properties							
Total Suspended Solids	SM2540D	AD22018	1	20-Apr-22	21-Apr-22	**<1 mg/l**	
Inorganic Constituents							
Ammonia as N	EPA 350.1	AD21934	0.10	19-Apr-22	20-Apr-22	**<0.10 mg/l**	
Nitrate as N	EPA 353.2	AD21937	0.05	19-Apr-22	19-Apr-22	**<0.05 mg/l**	
Nitrite as N	EPA 353.2	AD21937	0.05	19-Apr-22	19-Apr-22	**<0.05 mg/l**	
Total Kjeldahl Nitrogen	EPA 351.2	AD22529	0.10	25-Apr-22	27-Apr-22	**2.48 mg/l**	

Notes and Definitions

RL Reporting Limit - The lowest amount of a constituent that can be reliably quantified and reported.

Respectfully Submitted,

Stephen Sakai 4/27/2022
Lab Director

Pat-Chem Laboratories
1824 1st Street
San Fernando, CA 91340

CHAIN OF CUSTODY RECORD

Phone (818) 639-5300
Fax (818) 639-5306

Environmental Sample

Sample I.D.#: 22D0552

Customer: IPC - Integrated Performance Consultants, Inc.
Project : **(MCC)** Weekly **EFF - A**

Address: 9297 Research Drive
Irvine CA 92618

Sampled by: Mario Aguirre
Report Attention: Ric Vardel / Golan Kfir

P.O. #:
Phone #: 949-382-9067

Sample Description	Date Sampled	Time Sampled	# of bottles	Required Tests	Sample Type	Matrix	Bottle Type	Preser-vation	Field Data (pH / Temperature) pH: **Field** **Lab**
EFF	4/19/22	11:37	1	TSS	Grab	AQ	1-Liter-Plastic	4°C	
"	"	"	1	Ammonia, TKN	Grab	AQ	500ml Plastic	4°C	
"	"	"	1	Nitrate, Nitrite	Grab	AQ	250ml Plastic	4°C	
Geotracker EDD:									
Logcode: IPCI Global ID: WDR100000359									

RECEIVED
APR 19 2022
By

Signature	Print Name (Company)	Date	Time
Relinquished by	Mario Aguirre (IPC)	4/19/22	11:43
Received by	Armando Olmos (PCL)	4/19/22	12:30
Relinquished by	Armando Olmos (PCL)	4/19/22	14:30
Received by			
Relinquished by			
Received in lab by	APR 19 2022		1430

Note: Samples are discarded 30 days after results are reported, unless other arrangements are made.

Sample Received Checklist

Temperature upon receipt: 4°C
# of bottles agrees with COC? **Yes** **No**
Samples intact? **Yes** **No**
Samples properly preserved? **Yes** **No**
Samples in holding time? **Yes** **No**

Compliance Monitor

Initial Flow _____
Final Flow _____

Sample Type
Grab
Comp

Matrix
AQ - Water
SO -Soil / Sludge
OT - Other

Bottle Type
P - Plastic
G - Amber Glass
VOA - 40 ml Vial
Coli - bacteria

Preservations
HC - HCl
HS - H_2SO_4
HN - HNO_3
HP - H_3PO_4
OH - NaOH
ST - Sodium Thiosulfate
AA - Ascorbic Acid
Al - $AlCl_3$
Cu -$CuSO_4$

Rev 2 Effective 6/1/17

PAT-CHEM LABORATORIES
QUALITY ANALYTICAL SERVICES SINCE 1987
1824 1st Street
San Fernando, CA 91340
(818) 639-5300 ph
(818) 639-5306 fx
pat-chem.com

Customer: **Integrated Performance Consultants, Inc.**
9297 Research Drive
Irvine CA, 92618

Attention: Ric Vardel
Report Date: 06-May-22 15:15
Subject: (MCC) Weekly EFF A

Project/P.O.#: (MCC) Weekly EFF A

Parameter	Method	QC Batch	RL	Prepared	Analyzed	Result	Notes
EFF (Sample I.D.# : 22D0700-01) Collected: 26-Apr-22 By KV of IPC							
Physical Properties							
Total Suspended Solids	SM2540D	AD22728	1	27-Apr-22	28-Apr-22	**<1 mg/l**	
Inorganic Constituents							
Ammonia as N	EPA 350.1	AD22727	0.10	27-Apr-22	27-Apr-22	**0.12 mg/l**	
Nitrate as N	EPA 353.2	AD22740	0.05	27-Apr-22	27-Apr-22	**0.07 mg/l**	
Nitrite as N	EPA 353.2	AD22740	0.05	27-Apr-22	27-Apr-22	**<0.05 mg/l**	
Total Kjeldahl Nitrogen	EPA 351.2	AD22738	0.10	27-Apr-22	06-May-22	**1.98 mg/l**	

Notes and Definitions

RL Reporting Limit - The lowest amount of a constituent that can be reliably quantified and reported.

Respectfully Submitted,

Stephen Sakai 5/6/2022
Lab Director

Pat-Chem Laboratories
1824 1st Street
San Fernando, CA 91340

CHAIN OF CUSTODY RECORD

Phone (818) 639-5300
Fax (818) 639-5306

Environmental Sample

Sample I.D.#: 22D0780

Customer: IPC - Integrated Performance Consultants, Inc.

Project : **(MCC)** Weekly **EFF - A**

Address: 9297 Research Drive
Irvine CA 92618

Sampled by: Kyle Vardel

P.O. #:

Report Attention: Ric Vardel / Golan Kfir

Phone #: 949-382-9067

Sample Description	Date Sampled	Time Sampled	# of bottles	Required Tests	Sample Type	Matrix	Bottle Type	Preser-vation	Field Data (pH / Temperature) pH: Field Lab
EFF	4/26/22	1110	1	TSS	Grab	AQ	1-Liter-Plastic	4°C	
			1	Ammonia, TKN	Grab	AQ	500ml Plastic	4°C	
			1	Nitrate, Nitrite	Grab	AQ	250ml Plastic	4°C	
Geotracker EDD:									
Logcode: IPCI Global ID: WDR100000359									

RECEIVED
APR 26 2022
By

	Signature	Print Name (Company)	Date	Time
Relinquished by		Kyle Vardel (IPC)	4/26/22	1115
Received by		MARJO SANTIESTEBAN (PCL)	4/26/22	1240
Relinquished by		MARJO SANTIESTEBAN (PCL)	4/26/22	1515
Received by				
Relinquished by				
Received in lab by		APR 26 2022		15:15

Note: Samples are discarded 30 days after results are reported, unless other arrangements are made.

Sample Received Checklist

Temperature upon receipt: 4°C

# of bottles agrees with COC? **Yes** **No**

Samples intact? **Yes** **No**

Samples properly preserved? **Yes** **No**

Samples in holding time? **Yes** **No**

Compliance Monitor

Initial Flow _____

Final Flow _____

Sample Type
Grab
Comp

Matrix
AQ - Water
SO -Soil / Sludge
OT - Other

Bottle Type
P - Plastic
G - Amber Glass
VOA - 40 ml Vial
Coli - bacteria

Preservations
HC - HCl
HS - H_2SO_4
HN - HNO_3
HP - H_3PO_4
OH - NaOH
ST - Sodium Thiosulfate
AA - Ascorbic Acid
Al - $AlCl_3$
Cu -$CuSO_4$

Rev 2 Effective 6/1/17

PAT-CHEM
LABORATORIES

QUALITY ANALYTICAL SERVICES SINCE 1987

1824 1st Street
San Fernando, CA 91340
(818) 639-5300 ph
(818) 639-5306 fx
pat-chem.com

Customer: **Integrated Performance Consultants, Inc.**
9297 Research Drive
Irvine CA, 92618

Attention: Ric Vardel
Report Date: 03-May-22 11:21
Subject: (MCC) Weekly EFF B

Project/P.O.#: (MCC) Weekly EFF B

Parameter	Method	QC Batch	RL	Prepared	Analyzed	Result	Notes
EFF (Sample I.D.# : 22D0724-01) Collected: 26-Apr-22 By C.A of IPC							
Aggregate Organic Constituents							
Biochemical Oxygen Demand	SM 5210B	AD22807	2	28-Apr-22	03-May-22	**2 mg/l**	

Notes and Definitions

RL Reporting Limit - The lowest amount of a constituent that can be reliably quantified and reported.

Respectfully Submitted,

Stephen Sakai 5/3/2022
Lab Director

Pat-Chem Laboratories
1824 1st Street
San Fernando, CA 91340

CHAIN OF CUSTODY RECORD

Phone (818) 639-5300
Fax (818) 639-5306

Environmental Sample

Sample I.D.#: 22D0724

Customer: IPC - Integrated Performance Consultants, Inc.

Project : **(MCC)** Weekly **EFF - B**

Address: 9297 Research Drive
Irvine CA 92618

Sampled by: Carlos Alvarez

Report Attention: Ric Vardel / Golan Kfir

P.O. #:

Phone #: 949-382-9067

Sample Description	Date Sampled	Time Sampled	# of bottles	Required Tests	Sample Type	Matrix	Bottle Type	Preser-vation	Field Data (pH / Temperature) pH: **Field** **Lab**
EFF	04/26/22	2359	1	Biochemical Oxygen Demand (BOD)	Comp	AQ	1-Liter-Plastic	4°C	
Geotracker EDD:									
Logcode: IPCI Global ID: WDR100000359									

RECEIVED
APR 27 2022
By

	Signature	Print Name (Company)	Date	Time
Relinquished by		Carlos Alvarez (PCL)	04/27/22	1310
Received by		MARIO SANTIESTEBAN (PCL)	4/27/22	1310
Relinquished by		MARIO SANTIESTEBAN (PCL)	4/27/22	1445
Received by				
Relinquished by				
Received in lab by		APR 27 2022		1445

Note: Samples are discarded 30 days after results are reported, unless other arrangements are made.

Sample Received Checklist

Temperature upon receipt: 4°C

# of bottles agrees with COC? **Yes** **No**

Samples intact? **Yes** **No**

Samples properly preserved? **Yes** **No**

Samples in holding time? **Yes** **No**

Compliance Monitor

Initial Flow _____

Final Flow _____

Sample Type
Grab
Comp

Matrix
AQ - Water
SO -Soil / Sludge
OT - Other

Bottle Type
P - Plastic
G - Amber Glass
VOA - 40 ml Vial
Coli - bacteria

Preservations
HC - HCl
HS - H_2SO_4
HN - HNO_3
HP - H_3PO_4
OH - NaOH
ST - Sodium Thiosulfate
AA - Ascorbic Acid
Al - $AlCl_3$
Cu -$CuSO_4$

Rev 2 Effective 6/1/17

PAT-CHEM
LABORATORIES

QUALITY ANALYTICAL SERVICES SINCE 1987

1824 1st Street
San Fernando, CA 91340
(818) 639-5300 ph
(818) 639-5306 fx
pat-chem.com

Customer: **Integrated Performance Consultants, Inc.**
9297 Research Drive
Irvine CA, 92618

Attention: Ric Vardel
Report Date: 10-May-22 12:13
Subject: (MCC) Weekly EFF A

Project/P.O.#: (MCC) Weekly EFF A

Parameter	Method	QC Batch	RL	Prepared	Analyzed	Result	Notes
EFF (Sample I.D.# : 22E0073-01) Collected: 03-May-22 By MA of IPC							
Physical Properties							
Total Suspended Solids	SM2540D	AE20514	1	05-May-22	06-May-22	**1 mg/l**	
Inorganic Constituents							
Ammonia as N	EPA 350.1	AE20929	0.10	09-May-22	09-May-22	**<0.10 mg/l**	
Nitrate as N	EPA 353.2	AE20504	0.05	05-May-22	05-May-22	**0.11 mg/l**	
Nitrite as N	EPA 353.2	AE20504	0.05	05-May-22	05-May-22	**<0.05 mg/l**	
Total Kjeldahl Nitrogen	EPA 351.2	AE20437	0.10	04-May-22	06-May-22	**2.57 mg/l**	

Notes and Definitions

RL Reporting Limit - The lowest amount of a constituent that can be reliably quantified and reported.

Respectfully Submitted,

Stephen Sakai 5/10/2022
Lab Director

Pat-Chem Laboratories
1824 1st Street
San Fernando, CA 91340

CHAIN OF CUSTODY RECORD

Phone (818) 639-5300
Fax (818) 639-5306

Environmental Sample

Sample I.D.#: 22E0073

Customer: IPC - Integrated Performance Consultants, Inc.
Project: (MCC) Weekly EFF - A
Address: 9297 Research Drive
Irvine CA 92618
Sampled by: Mario Aguirre
Report Attention: Ric Vardel / Golan Kfir
P.O. #:
Phone #: 949-382-9067

Sample Description	Date Sampled	Time Sampled	# of bottles	Required Tests	Sample Type	Matrix	Bottle Type	Preser-vation	Field Data (pH / Temperature) pH: Field Lab
EFF	5/3/22	12:00	1	TSS	Grab	AQ	1-Liter-Plastic	4°C	
"	"		1	Ammonia, TKN	Grab	AQ	500ml Plastic	4°C	
"	"		1	Nitrate, Nitrite	Grab	AQ	250ml Plastic	4°C	

RECEIVED MAY 03 2022 By

Geotracker EDD:
Logcode: IPCI
Global ID: WDR100000359

	Signature	Print Name (Company)	Date	Time
Relinquished by		Mario Aguirre (IPC)	5/3/22	12:10
Received by		MARIO SANTIESTEBAN (PCL)	5/3/22	1246
Relinquished by		MARIO SANTIESTEBAN (PCL)	5/3/22	1300
Received by				
Relinquished by				
Received in lab by		MAY 03 2022		1500

Note: Samples are discarded 30 days after results are reported, unless other arrangements are made.

Sample Received Checklist

Temperature upon receipt: 4°C
# of bottles agrees with COC? Yes No
Samples intact? Yes No
Samples properly preserved? Yes No
Samples in holding time? Yes No

Compliance Monitor

Initial Flow _____
Final Flow _____

Sample Type
Grab
Comp

Matrix
AQ - Water
SO - Soil / Sludge
OT - Other

Bottle Type
P - Plastic
G - Amber Glass
VOA - 40 ml Vial
Coli - bacteria

Preservations
HC - HCl
HS - H_2SO_4
HN - HNO_3
HP - H_3PO_4
OH - NaOH
ST - Sodium Thiosulfate
AA - Ascorbic Acid
Al - $AlCl_3$
Cu - $CuSO_4$

Rev 2 Effective 6/1/17

PAT-CHEM
LABORATORIES

QUALITY ANALYTICAL SERVICES SINCE 1987

1824 1st Street
San Fernando, CA 91340
(818) 639-5300 ph
(818) 639-5306 fx
pat-chem.com

Customer: **Integrated Performance Consultants, Inc.**
9297 Research Drive
Irvine CA, 92618

Attention: Ric Vardel
Report Date: 10-May-22 20:40
Subject: (MCC) Weekly EFF B

Project/P.O.#: (MCC) Weekly EFF B

Parameter	Method	QC Batch	RL	Prepared	Analyzed	Result	Notes
EFF (Sample I.D.# : 22E0118-01) Collected: 03-May-22 By EM of IPC							
Aggregate Organic Constituents							
Biochemical Oxygen Demand	SM 5210B	AE20509	2	05-May-22	10-May-22	**<2 mg/l**	

Notes and Definitions

RL Reporting Limit - The lowest amount of a constituent that can be reliably quantified and reported.

Respectfully Submitted,

Stephen Sakai 5/10/2022
Lab Director

Pat-Chem Laboratories
1824 1st Street
San Fernando, CA 91340

CHAIN OF CUSTODY RECORD

Phone (818) 639-5300
Fax (818) 639-5306

Environmental Sample

Sample I.D.#: 22E0118

Customer:	IPC - Integrated Performance Consultants, Inc.	Project :	**(MCC)** Weekly **EFF - B**
Address:	9297 Research Drive	Sampled by: E. Morris	P.O. #:
	Irvine CA 92618	Report Attention: Ric Vardel / Golan Kfir	Phone #: 949-382-9067

Sample Description	Date Sampled	Time Sampled	# of bottles	Required Tests	Sample Type	Matrix	Bottle Type	Preserve	Field Data (pH / Temperature) pH: Field Lab
EFF	5-3-22	2359	1	Biochemical Oxygen Demand (BOD)	Comp	AQ	1-Liter-Plastic	4°C	

RECEIVED
MAY 04 2022
By

Geotracker EDD:
Logcode: IPCI
Global ID: WDR100000359

	Signature	Print Name (Company)	Date	Time
Relinquished by		E. Morris IPC	5-4-22	1155
Received by		Juan Davis (PCL)	5/4/22	14:25
Relinquished by		Juan Davis (PCL)	5/4/22	16:46
Received by				
Relinquished by				
Received in lab by		MAY 04 2022		1646

Sample Received Checklist

Temperature upon receipt: 4°C
# of bottles agrees with COC? Yes No
Samples intact? Yes No
Samples properly preserved? Yes No
Samples in holding time? Yes No

Compliance Monitor

Initial Flow _____
Final Flow _____

Sample Type
Grab
Comp

Matrix
AQ - Water
SO -Soil / Sludge
OT - Other

Bottle Type
P - Plastic
G - Amber Glass
VOA - 40 ml Vial
Coli - bacteria

Preservations
HC - HCl
HS - H_2SO_4
HN - HNO_3
HP - H_3PO_4
OH - NaOH
ST - Sodium Thiosulfate
AA - Ascorbic Acid
Al - $AlCl_3$
Cu -$CuSO_4$

Note: Samples are discarded 30 days after results are reported, unless other arrangements are made.

Rev 2 Effective 5/1/17

PAT-CHEM LABORATORIES
QUALITY ANALYTICAL SERVICES SINCE 1987
1824 1st Street
San Fernando, CA 91340
(818) 639-5300 ph
(818) 639-5306 fx
pat-chem.com

Customer: **Integrated Performance Consultants, Inc.**
9297 Research Drive
Irvine CA, 92618

Attention: Ric Vardel
Report Date: 17-May-22 20:15
Subject: (MCC) Weekly EFF A

Project/P.O.#: (MCC) Weekly EFF A

Parameter	Method	QC Batch	RL	Prepared	Analyzed	Result	Notes
EFF (Sample I.D.# : 22E0251-01) Collected: 10-May-22 By KV of IPC							
Physical Properties							
Total Suspended Solids	SM2540D	AE21132	1	11-May-22	12-May-22	**<1 mg/l**	
Inorganic Constituents							
Ammonia as N	EPA 350.1	AE21622	0.10	16-May-22	17-May-22	**0.24 mg/l**	
Nitrate as N	EPA 353.2	AE21042	0.05	10-May-22	11-May-22	**0.21 mg/l**	
Nitrite as N	EPA 353.2	AE21042	0.05	10-May-22	11-May-22	**0.08 mg/l**	
Total Kjeldahl Nitrogen	EPA 351.2	AE21207	0.10	12-May-22	13-May-22	**1.44 mg/l**	

Notes and Definitions

RL Reporting Limit - The lowest amount of a constituent that can be reliably quantified and reported.

Respectfully Submitted,

Stephen Sakai 5/17/2022
Lab Director

Pat-Chem Laboratories
1824 1st Street
San Fernando, CA 91340

CHAIN OF CUSTODY RECORD

Phone (818) 639-5300
Fax (818) 639-5306

Environmental Sample

Sample I.D.#: 22E0251

Customer: IPC - Integrated Performance Consultants, Inc.

Project : **(MCC)** Weekly **EFF - A**

Address: 9297 Research Drive
Irvine CA 92618

Sampled by: Kyle Vardel

Report Attention: Ric Vardel / Golan Kfir

P.O. #:

Phone #: 949-382-9067

Sample Description	Date Sampled	Time Sampled	# of bottles	Required Tests	Sample Type	Matrix	Bottle Type	Preser-vation	Field Data (pH / Temperature) pH: Field Lab
EFF	5/10/22	1130	1	TSS	Grab	AQ	1-Liter-Plastic	4°C	
	"	"	1	Ammonia, TKN	Grab	AQ	500ml Plastic	4°C	
	"	"	1	Nitrate, Nitrite	Grab	AQ	250ml Plastic	4°C	

RECEIVED
MAY 10 2022
By

Geotracker EDD:

Logcode: IPCI
Global ID: WDR100000359

Signature	Print Name (Company)	Date	Time
Relinquished by	Kyle Vardel (IPC)	5/10/22	1150
Received by	MARIO SANTESTEBAN (PCL)	5/10/22	1308
Relinquished by	MARIO SANTESTEBAN (PCL)	5/10/22	1455
Received by			
Relinquished by			
Received in lab by	(PCL)	5/10/22	1455

Note: Samples are discarded 30 days after results are reported, unless other arrangements are made.

Sample Received Checklist

Temperature upon receipt: 4°C

# of bottles agrees with COC? **Yes** **No**

Samples intact? **Yes** **No**

Samples properly preserved? **Yes** **No**

Samples in holding time? **Yes** **No**

Compliance Monitor

Initial Flow _____

Final Flow _____

Sample Type
Grab
Comp

Matrix
AQ - Water
SO -Soil / Sludge
OT - Other

Bottle Type
P - Plastic
G - Amber Glass
VOA - 40 ml Vial
Coli - bacteria

Preservations
HC - HCl
HS - H_2SO_4
HN - HNO_3
HP - H_3PO_4
OH - NaOH
ST - Sodium Thiosulfate
AA - Ascorbic Acid
Al - $AlCl_3$
Cu -$CuSO_4$

Rev 2 Effective 6/1/17

PAT-CHEM
LABORATORIES

QUALITY ANALYTICAL SERVICES SINCE 1987

1824 1st Street
San Fernando, CA 91340
(818) 639-5300 ph
(818) 639-5306 fx
pat-chem.com

Customer: **Integrated Performance Consultants, Inc.**
9297 Research Drive
Irvine CA, 92618

Attention: Ric Vardel
Report Date: 17-May-22 09:58
Subject: (MCC) Weekly EFF B

Project/P.O.#: (MCC) Weekly EFF B

Parameter	Method	QC Batch	RL	Prepared	Analyzed	Result	Notes
EFF (Sample I.D.# : 22E0287-01) Collected: 10-May-22 By EM of IPC							
Aggregate Organic Constituents							
Biochemical Oxygen Demand	SM 5210B	AE21205	2	12-May-22	17-May-22	**<2 mg/l**	

Notes and Definitions

RL Reporting Limit - The lowest amount of a constituent that can be reliably quantified and reported.

Respectfully Submitted,

Stephen Sakai 5/17/2022
Lab Director

Pat-Chem Laboratories
1824 1st Street
San Fernando, CA 91340

CHAIN OF CUSTODY RECORD

Phone (818) 639-5300
Fax (818) 639-5306

Environmental Sample

Sample I.D.#: 22E0287

Customer:	IPC - Integrated Performance Consultants, Inc.	Project :	(MCC) Weekly EFF - B
Address:	9297 Research Drive	Sampled by:	E. Morris
	Irvine CA 92618	Report Attention:	Ric Vardel / Golan Kfir
P.O. #:		Phone #:	949-382-9067

Sample Description	Date Sampled	Time Sampled	# of bottles	Required Tests	Sample Type	Matrix	Bottle Type	Preserve	Field Data (pH / Temperature) pH: Field Lab
EFF	5-10-22	23:59	1	Biochemical Oxygen Demand (BOD)	Comp	AQ	1-Liter-Plastic	4°C	

RECEIVED
MAY 11 2022
By

Geotracker EDD:
Logcode: IPCI
Global ID: WDR100000359

	Signature	Print Name (Company)	Date	Time
Relinquished by	E. Morris	E. MORRIS IPC	5-11-22	1123
Received by	Juan Devis	Juan Devis (PCL)	5-11-22	13:00
Relinquished by	Juan Devis	Juan Devis (PCL)	5-11-22	17:21
Received by				
Relinquished by				
Received in lab by		MAY 11 2022		1704

Sample Received Checklist

Temperature upon receipt: 4°C
# of bottles agrees with COC? Yes No
Samples intact? Yes No
Samples properly preserved? Yes No
Samples in holding time? Yes No

Compliance Monitor

Initial Flow _____
Final Flow _____

Sample Type
Grab
Comp

Matrix
AQ - Water
SO - Soil / Sludge
OT - Other

Bottle Type
P - Plastic
G - Amber Glass
VOA - 40 ml Vial
Coli - bacteria

Preservations
HC - HCl
HS - H_2SO_4
HN - HNO_3
HP - H_3PO_4
OH - NaOH
ST - Sodium Thiosulfate
AA - Ascorbic Acid
Al - $AlCl_3$
Cu - $CuSO_4$

Note: Samples are discarded 30 days after results are reported, unless other arrangements are made.

Rev 2 Effective 5/1/17

PAT-CHEM
LABORATORIES

QUALITY ANALYTICAL SERVICES SINCE 1987

1824 1st Street
San Fernando, CA 91340
(818) 639-5300 ph
(818) 639-5306 fx
pat-chem.com

Customer: **Integrated Performance Consultants, Inc.**
9297 Research Drive
Irvine CA, 92618

Attention: Ric Vardel
Report Date: 20-May-22 14:35
Subject: (MCC) Weekly EFF A

Project/P.O.#: (MCC) Weekly EFF A

Parameter	Method	QC Batch	RL	Prepared	Analyzed	Result	Notes
EFF (Sample I.D.# : 22E0448-01) Collected: 17-May-22 By EM of IPC							
Physical Properties							
Total Suspended Solids	SM2540D	AE21834	1	18-May-22	19-May-22	**<1 mg/l**	
Inorganic Constituents							
Ammonia as N	EPA 350.1	AE21916	0.10	19-May-22	20-May-22	**0.12 mg/l**	
Nitrate as N	EPA 353.2	AE21734	0.05	17-May-22	17-May-22	**<0.05 mg/l**	
Nitrite as N	EPA 353.2	AE21734	0.05	17-May-22	17-May-22	**<0.05 mg/l**	
Total Kjeldahl Nitrogen	EPA 351.2	AE21831	0.10	18-May-22	18-May-22	**1.10 mg/l**	

Notes and Definitions

RL Reporting Limit - The lowest amount of a constituent that can be reliably quantified and reported.

Respectfully Submitted,

Stephen Sakai 5/20/2022
Lab Director

Pat-Chem Laboratories
1824 1st Street
San Fernando, CA 91340

CHAIN OF CUSTODY RECORD

Phone (818) 639-5300
Fax (818) 639-5306

Environmental Sample

Sample I.D.#: 22E0448

Customer:	IPC - Integrated Performance Consultants, Inc.	Project :	**(MCC)** Weekly **EFF - A**
Address:	9297 Research Drive	Sampled by:	P.O. #:
Irvine CA 92618		Report Attention: Ric Vardel / Golan Kfir	Phone #: 949-382-9067

Sample Description	Date Sampled	Time Sampled	# of bottles	Required Tests	Sample Type	Matrix	Bottle Type	Preserve	Field Data (pH / Temperature) pH: Field Lab
EFF	5-17-22	1212	1	TSS	Grab	AQ	1-Liter-Plastic	4°C	
	"	"	1	Ammonia, TKN	Grab	AQ	500ml Plastic	4°C	
	"	"	1	Nitrate, Nitrite	Grab	AQ	250ml Plastic	4°C	

RECEIVED MAY 17 2022 By

~~Geotracker EDD:~~
Logcode: IPCI
Global ID: WDR100000359

	Signature	Print Name (Company)	Date	Time
Relinquished by	E Morris	E Morris IPC	5-17-22	1230
Received by		Juan Davis (PCL)	5/17/22	12:45
Relinquished by		Juan Davis (PCL)	5/17/22	14:37
Received by				
Relinquished by				
Received in lab by		MAY 17 2022		1437

Sample Received Checklist

Temperature upon receipt: 4°C
# of bottles agrees with COC? Yes No
Samples intact? Yes No
Samples properly preserved? Yes No
Samples in holding time? Yes No

Compliance Monitor

Initial Flow _____
Final Flow _____

Sample Type
Grab
Comp

Matrix
AQ - Water
SO -Soil / Sludge
OT - Other

Bottle Type
P - Plastic
G - Amber Glass
VOA - 40 ml Vial
Coli - bacteria

Preservations
HC - HCl
HS - H_2SO_4
HN - HNO_3
HP - H_3PO_4
OH - NaOH
ST - Sodium Thiosulfate
AA - Ascorbic Acid
Al - $AlCl_3$
Cu -$CuSO_4$

Note: Samples are discarded 30 days after results are reported, unless other arrangements are made.

Rev 2 Effective 5/1/17

PAT-CHEM
LABORATORIES

QUALITY ANALYTICAL SERVICES SINCE 1987

1824 1st Street
San Fernando, CA 91340
(818) 639-5300 ph
(818) 639-5306 fx
pat-chem.com

Customer: **Integrated Performance Consultants, Inc.**
9297 Research Drive
Irvine CA, 92618

Attention: Ric Vardel
Report Date: 24-May-22 09:35
Subject: (MCC) Weekly EFF B

Project/P.O.#: (MCC) Weekly EFF B

Parameter	Method	QC Batch	RL	Prepared	Analyzed	Result	Notes
EFF (Sample I.D.# : 22E0493-01) Collected: 17-May-22 By EM of IPC							
Aggregate Organic Constituents							
Biochemical Oxygen Demand	SM 5210B	AE21912	2	19-May-22	24-May-22	**<2 mg/l**	

Notes and Definitions

RL Reporting Limit - The lowest amount of a constituent that can be reliably quantified and reported.

Respectfully Submitted,

Stephen Sakai 5/24/2022
Lab Director

Pat-Chem Laboratories
1824 1st Street
San Fernando, CA 91340

CHAIN OF CUSTODY RECORD

Phone (818) 639-5300
Fax (818) 639-5306

Environmental Sample

Sample I.D.#: 22E0493

Customer:	IPC - Integrated Performance Consultants, Inc.	Project :	(MCC) Weekly EFF - B
Address:	9297 Research Drive	Sampled by:	E Morris
	Irvine CA 92618	Report Attention:	Ric Vardel / Golan Kfir
P.O. #:		Phone #:	949-382-9067

Sample Description	Date Sampled	Time Sampled	# of bottles	Required Tests	Sample Type	Matrix	Bottle Type	Preserve	Field Data (pH / Temperature) pH: Field Lab
EFF	5/17/22	2359	1	Biochemical Oxygen Demand (BOD)	Comp	AQ	1-Liter-Plastic	4°C	

RECEIVED
MAY 18 2022
By

Geotracker EDD:
Logcode: IPCI
Global ID: WDR100000359

	Signature	Print Name (Company)	Date	Time
Relinquished by	E Morris	E. MORRIS IPC	5/18/22	12:10
Received by		Juan Davis (PCL)	5/18/22	13:35
Relinquished by		Juan Davis (PCL)	5/18/22	16:40
Received by				
Relinquished by				
Received in lab by		MAY 18 2022		1640

Sample Received Checklist

Temperature upon receipt: 4°C

# of bottles agrees with COC? Yes No

Samples intact? Yes No

Samples properly preserved? Yes No

Samples in holding time? Yes No

Compliance Monitor

Initial Flow _____

Final Flow _____

Sample Type	Matrix	Bottle Type	Preservations
Grab	AQ - Water	P - Plastic	HC - HCl
Comp	SO -Soil / Sludge	G - Amber Glass	HS - H_2SO_4
	OT - Other	VOA - 40 ml Vial	HN - HNO_3
		Coli - bacteria	HP - H_3PO_4
			OH - NaOH
			ST - Sodium Thiosulfate
			AA - Ascorbic Acid
			Al - $AlCl_3$
			Cu -$CuSO_4$

Note: Samples are discarded 30 days after results are reported, unless other arrangements are made.

Rev 2 Effective 5/1/17

PAT-CHEM
LABORATORIES

QUALITY ANALYTICAL SERVICES SINCE 1987

1824 1st Street
San Fernando, CA 91340
(818) 639-5300 ph
(818) 639-5306 fx
pat-chem.com

Customer: **Integrated Performance Consultants, Inc.**
9297 Research Drive
Irvine CA, 92618

Attention: Ric Vardel
Report Date: 27-May-22 14:12
Subject: (MCC) Weekly EFF A

Project/P.O.#: (MCC) Weekly EFF A

Parameter	Method	QC Batch	RL	Prepared	Analyzed	Result	Notes
EFF (Sample I.D.# : 22E0618-01) Collected: 24-May-22 By KV of IPC							
Physical Properties							
Total Suspended Solids	SM2540D	AE22531	1	25-May-22	26-May-22	**<1 mg/l**	
Inorganic Constituents							
Ammonia as N	EPA 350.1	AE22711	0.10	27-May-22	27-May-22	**<0.10 mg/l**	
Nitrate as N	EPA 353.2	AE22429	0.05	24-May-22	25-May-22	**0.76 mg/l**	
Nitrite as N	EPA 353.2	AE22429	0.05	24-May-22	25-May-22	**<0.05 mg/l**	
Total Kjeldahl Nitrogen	EPA 351.2	AE22608	0.10	26-May-22	27-May-22	**0.11 mg/l**	

Notes and Definitions

RL Reporting Limit - The lowest amount of a constituent that can be reliably quantified and reported.

Respectfully Submitted,

Stephen Sakai 5/27/2022
Lab Director

Pat-Chem Laboratories
1824 1st Street
San Fernando, CA 91340

CHAIN OF CUSTODY RECORD

Phone (818) 639-5300
Fax (818) 639-5306

Environmental Sample

Sample I.D.#: 22E0618

Customer:	IPC - Integrated Performance Consultants, Inc.	Project :	**(MCC)** Weekly **EFF - A**
Address:	9297 Research Drive	Sampled by: Kyle Vardel	P.O. #:
	Irvine CA 92618	Report Attention: Ric Vardel / Golan Kfir	Phone #: 949-382-9067

Sample Description	Date Sampled	Time Sampled	# of bottles	Required Tests	Sample Type	Matrix	Bottle Type	Preserve	Field Data (pH / Temperature) pH: Field Lab
EFF	5/24/22	1115	1	TSS	Grab	AQ	1-Liter-Plastic	4°C	
	"	"	1	Ammonia, TKN	Grab	AQ	500ml Plastic	4°C	
	"	"	1	Nitrate, Nitrite	Grab	AQ	250ml Plastic	4°C	

RECEIVED
MAY 24 2022
By

~~Geotracker EDD:~~
Logcode: IPCI
Global ID: WDR100000359

	Signature	Print Name (Company)	Date	Time
Relinquished by		Kyle Vardel (IPC)	5/24/22	1125
Received by		Juan Devis (PCL)	5/24/22	12:40
Relinquished by		Juan Devis (PCL)	5/24/22	15:47
Received by				
Relinquished by				
Received in lab by		MAY 24 2022		1547

Sample Received Checklist

Temperature upon receipt: 4°C
# of bottles agrees with COC? Yes No
Samples intact? Yes No
Samples properly preserved? Yes No
Samples in holding time? Yes No

Compliance Monitor

Initial Flow _____
Final Flow _____

Sample Type
Grab
Comp

Matrix
AQ - Water
SO - Soil / Sludge
OT - Other

Bottle Type
P - Plastic
G - Amber Glass
VOA - 40 ml Vial
Coli - bacteria

Preservations
HC - HCl
HS - H_2SO_4
HN - HNO_3
HP - H_3PO_4
OH - NaOH
ST - Sodium Thiosulfate
AA - Ascorbic Acid
Al - $AlCl_3$
Cu - $CuSO_4$

Note: Samples are discarded 30 days after results are reported, unless other arrangements are made.

Rev 2 Effective 5/1/17

PAT-CHEM
LABORATORIES

QUALITY ANALYTICAL SERVICES SINCE 1987

1824 1st Street
San Fernando, CA 91340
(818) 639-5300 ph
(818) 639-5306 fx
pat-chem.com

Customer: **Integrated Performance Consultants, Inc.**
9297 Research Drive
Irvine CA, 92618

Attention: Ric Vardel
Report Date: 01-Jun-22 13:10
Subject: (MCC) Weekly EFF B

Project/P.O.#: (MCC) Weekly EFF B

Parameter	Method	QC Batch	RL	Prepared	Analyzed	Result	Notes
EFF (Sample I.D.# : 22E0651-01) Collected: 25-May-22 By EM of IPC							
Aggregate Organic Constituents							
Biochemical Oxygen Demand	SM 5210B	AE22607	2	26-May-22	31-May-22	**<2 mg/l**	

Notes and Definitions

RL Reporting Limit - The lowest amount of a constituent that can be reliably quantified and reported.

Respectfully Submitted,

Stephen Sakai 6/1/2022
Lab Director

Pat-Chem Laboratories
1824 1st Street
San Fernando, CA 91340

CHAIN OF CUSTODY RECORD

Phone (818) 639-5300
Fax (818) 639-5306

Environmental Sample

Sample I.D.#: 22E0651

Customer: IPC - Integrated Performance Consultants, Inc.		Project : **(MCC)** Weekly **EFF - B**	
Address: 9297 Research Drive		Sampled by: Carlos Alvarez	P.O. #:
Irvine CA 92618		Report Attention: Ric Vardel / Golan Kfir	Phone #: 949-382-9067

Sample Description	Date Sampled	Time Sampled	# of bottles	Required Tests	Sample Type	Matrix	Bottle Type	Preser-vation	Field Data (pH / Temperature) pH: **Field** **Lab**
EFF	05/24/22	2359	1	Biochemical Oxygen Demand (BOD)	Comp	AQ	1-Liter-Plastic	4°C	
Geotracker EDD:									
Logcode: IPCI Global ID: WDR100000359									

RECEIVED
MAY 25 2022
By

	Signature	Print Name (Company)	Date	Time
Relinquished by		Carlos Alvarez (SPC)	05/25/22	1150
Received by		Juan Devis (PCL)	05-25-22	12:44
Relinquished by		Juan Devis (PCL)	05-25-22	15:37
Received by				
Relinquished by				
Received in lab by		MAY 25 2022		1537

Note: Samples are discarded 30 days after results are reported, unless other arrangements are made.

Sample Received Checklist

Temperature upon receipt: 4.2

# of bottles agrees with COC? Yes No

Samples intact? Yes No

Samples properly preserved? Yes No

Samples in holding time? Yes No

Compliance Monitor

Initial Flow _____

Final Flow _____

Sample Type
Grab
Comp

Matrix
AQ - Water
SO - Soil / Sludge
OT - Other

Bottle Type
P - Plastic
G - Amber Glass
VOA - 40 ml Vial
Coli - bacteria

Preservations
HC - HCl
HS - H_2SO_4
HN - HNO_3
HP - H_3PO_4
OH - NaOH
ST - Sodium Thiosulfate
AA - Ascorbic Acid
Al - $AlCl_3$
Cu - $CuSO_4$

Rev 2 Effective 6/1/17

PAT-CHEM LABORATORIES
QUALITY ANALYTICAL SERVICES SINCE 1987
1824 1st Street
San Fernando, CA 91340
(818) 639-5300 ph
(818) 639-5306 fx
pat-chem.com

Customer: **Integrated Performance Consultants, Inc.**
9297 Research Drive
Irvine CA, 92618

Attention: Ric Vardel
Report Date: 03-Jun-22 08:48
Subject: (MCC) Weekly EFF A

Project/P.O.#: (MCC) Weekly EFF A

Parameter	Method	QC Batch	RL	Prepared	Analyzed	Result	Notes
EFF (Sample I.D.# : 22E0758-01) Collected: 31-May-22 By EM of IPC							
Physical Properties							
Total Suspended Solids	SM2540D	AF20129	1	01-Jun-22	01-Jun-22	**<1 mg/l**	
Inorganic Constituents							
Ammonia as N	EPA 350.1	AF20139	0.10	01-Jun-22	02-Jun-22	**0.42 mg/l**	
Nitrate as N	EPA 353.2	AF20206	0.05	02-Jun-22	02-Jun-22	**<0.05 mg/l**	
Nitrite as N	EPA 353.2	AF20206	0.05	02-Jun-22	02-Jun-22	**0.08 mg/l**	
Total Kjeldahl Nitrogen	EPA 351.2	AE23127	0.10	31-May-22	01-Jun-22	**0.94 mg/l**	

Notes and Definitions

RL Reporting Limit - The lowest amount of a constituent that can be reliably quantified and reported.

Respectfully Submitted,

Stephen Sakai 6/3/2022
Lab Director

Pat-Chem Laboratories
1824 1st Street
San Fernando, CA 91340

CHAIN OF CUSTODY RECORD

Phone (818) 639-5300
Fax (818) 639-5306

Environmental Sample

Sample I.D.#: 22E0758

Customer:	IPC - Integrated Performance Consultants, Inc.	Project :	**(MCC)** Weekly **EFF - A**
Address:	9297 Research Drive	Sampled by:	P.O. #:
	Irvine CA 92618	Report Attention: Ric Vardel / Golan Kfir	Phone #: 949-382-9067

Sample Description	Date Sampled	Time Sampled	# of bottles	Required Tests	Sample Type	Matrix	Bottle Type	Preserve	Field Data (pH / Temperature) pH: Field Lab
EFF	5-31-22	1145	1	TSS	Grab	AQ	1-Liter-Plastic	4°C	
	"	"	1	Ammonia, TKN	Grab	AQ	500ml Plastic	4°C	
	"	"	1	Nitrate, Nitrite	Grab	AQ	250ml Plastic	4°C	

RECEIVED
MAY 31 2022
By

Geotracker EDD:
Logcode: IPCI
Global ID: WDR100000359

	Signature	Print Name (Company)	Date	Time
Relinquished by		E. Morris IPC	5-31-22	1158
Received by		Juan Davis (PCL)	5/31/22	13:26
Relinquished by		Juan Davis (PCL)	5/31/22	17:11
Received by				
Relinquished by				
Received in lab by		MAY 31 2022		(7))

Sample Received Checklist

Temperature upon receipt: 4°C

# of bottles agrees with COC?	Yes	No
Samples intact?	Yes	No
Samples properly preserved?	Yes	No
Samples in holding time?	Yes	No

Compliance Monitor

Initial Flow _____

Final Flow _____

Sample Type
Grab
Comp

Matrix
AQ - Water
SO -Soil / Sludge
OT - Other

Bottle Type
P - Plastic
G - Amber Glass
VOA - 40 ml Vial
Coli - bacteria

Preservations
HC - HCl
HS - H_2SO_4
HN - HNO_3
HP - H_3PO_4
OH - NaOH
ST - Sodium Thiosulfate
AA - Ascorbic Acid
Al - $AlCl_3$
Cu -$CuSO_4$

Note: Samples are discarded 30 days after results are reported, unless other arrangements are made.

Rev 2 Effective 5/1/17

PAT-CHEM
LABORATORIES

QUALITY ANALYTICAL SERVICES SINCE 1987

1824 1st Street
San Fernando, CA 91340
(818) 639-5300 ph
(818) 639-5306 fx
pat-chem.com

Customer: **Integrated Performance Consultants, Inc.**
9297 Research Drive
Irvine CA, 92618

Attention: Ric Vardel
Report Date: 08-Jun-22 15:57
Subject: (MCC) Weekly EFF B

Project/P.O.#: (MCC) Weekly EFF B

Parameter	Method	QC Batch	RL	Prepared	Analyzed	Result	Notes
EFF (Sample I.D.# : 22F0039-01) Collected: 31-May-22 By CA of IPC							
Aggregate Organic Constituents							
Biochemical Oxygen Demand	SM 5210B	AF20306	2	03-Jun-22	08-Jun-22	**2 mg/l**	

Notes and Definitions

RL Reporting Limit - The lowest amount of a constituent that can be reliably quantified and reported.

Respectfully Submitted,

Stephen Sakai 6/8/2022
Lab Director

Pat-Chem Laboratories
1824 1st Street
San Fernando, CA 91340

CHAIN OF CUSTODY RECORD

Phone (818) 639-5300
Fax (818) 639-5306

Environmental Sample

Sample I.D.#: 22F0039

Customer:	IPC - Integrated Performance Consultants, Inc.	Project :	**(MCC)** Weekly **EFF - B**
Address:	9297 Research Drive	Sampled by: Carlos Alvarez	P.O. #:
	Irvine CA 92618	Report Attention: Ric Vardel / Golan Kfir	Phone #: 949-382-9067

Sample Description	Date Sampled	Time Sampled	# of bottles	Required Tests	Sample Type	Matrix	Bottle Type	Preserve	Field Data (pH / Temperature) pH: Field Lab
EFF	~~[illegible]~~ 05/31/22	2359	1	Biochemical Oxygen Demand (BOD)	Comp	AQ	1-Liter-Plastic	4°C	

RECEIVED JUN 01 2022 By [illegible]

Geotracker EDD:
Logcode: IPCI
Global ID: WDR100000359

	Signature	Print Name (Company)	Date	Time
Relinquished by	[illegible]	Carlos Alvarez (IPC)	06/01/22	1130
Received by	[illegible]	MARIO SANTIESTEBAN (PCL)	6/1/22	1248
Relinquished by	[illegible]	MARIO SANTIESTEBAN (PCL)	6/1/22	1427
Received by				
Relinquished by				
Received in lab by	[illegible]	JUN 01 2022		1427

Sample Received Checklist

Temperature upon receipt: Y.C

# of bottles agrees with COC? Yes No

Samples intact? Yes No

Samples properly preserved? Yes No

Samples in holding time? Yes No

Compliance Monitor

Initial Flow _____

Final Flow _____

Sample Type	Preservations
Grab	**HC** - HCl
Comp	**HS** - H_2SO_4
Matrix	**HN** - HNO_3
AQ - Water	**HP** - H_3PO_4
SO -Soil / Sludge	**OH** - NaOH
OT - Other	**ST** - Sodium Thiosulfate
Bottle Type	**AA** - Ascorbic Acid
P - Plastic	**Al** - $AlCl_3$
G - Amber Glass	**Cu** -$CuSO_4$
VOA - 40 ml Vial	
Coli - bacteria	

Note: Samples are discarded 30 days after results are reported, unless other arrangements are made.

Rev 2 Effective 5/1/17

PAT-CHEM LABORATORIES
QUALITY ANALYTICAL SERVICES SINCE 1987
1824 1st Street
San Fernando, CA 91340
(818) 639-5300 ph
(818) 639-5306 fx
pat-chem.com

Customer: **Integrated Performance Consultants, Inc.**
9297 Research Drive
Irvine CA, 92618

Attention: Ric Vardel
Report Date: 12-Jun-22 15:03
Subject: (MCC) Weekly EFF A

Project/P.O.#: (MCC) Weekly EFF A

Parameter	Method	QC Batch	RL	Prepared	Analyzed	Result	Notes
EFF (Sample I.D.# : 22F0172-01) Collected: 07-Jun-22 By MA of IPC							
Physical Properties							
Total Suspended Solids	SM2540D	AF20836	1	08-Jun-22	09-Jun-22	**<1 mg/l**	
Inorganic Constituents							
Ammonia as N	EPA 350.1	AF20835	0.10	08-Jun-22	08-Jun-22	**<0.10 mg/l**	
Nitrate as N	EPA 353.2	AF20842	0.05	08-Jun-22	09-Jun-22	**0.14 mg/l**	
Nitrite as N	EPA 353.2	AF20842	0.05	08-Jun-22	09-Jun-22	**0.05 mg/l**	
Total Kjeldahl Nitrogen	EPA 351.2	AF20841	0.10	08-Jun-22	10-Jun-22	**1.10 mg/l**	

Notes and Definitions

RL Reporting Limit - The lowest amount of a constituent that can be reliably quantified and reported.

Respectfully Submitted,

Stephen Sakai 6/12/2022
Lab Director

Pat-Chem Laboratories
1824 1st Street
San Fernando, CA 91340

CHAIN OF CUSTODY RECORD

Phone (818) 639-5300
Fax (818) 639-5306

Environmental Sample

Sample I.D.#: 22F0172

Customer:	IPC - Integrated Performance Consultants, Inc.	Project:	**(MCC)** Weekly **EFF - A**
Address:	9297 Research Drive	Sampled by: Mario Aguirre	P.O. #:
	Irvine CA 92618	Report Attention: Ric Vardel / Golan Kfir	Phone #: 949-382-9067

Sample Description	Date Sampled	Time Sampled	# of bottles	Required Tests	Sample Type	Matrix	Bottle Type	Preserve	Field Data (pH / Temperature) pH: Field Lab
EFF	6/7/22	11:35	1	TSS	Grab	AQ	1-Liter-Plastic	4°C	
/	/	/	1	Ammonia, TKN	Grab	AQ	500ml Plastic	4°C	
			1	Nitrate, Nitrite	Grab	AQ	250ml Plastic	4°C	

RECEIVED
MAY 07 2022
By

Geotracker EDD:
Logcode: IPCI
Global ID: WDR100000359

	Signature	Print Name (Company)	Date	Time
Relinquished by		Mario Aguirre (IPC)	6/7/22	11:44
Received by		Juan Davis (PCL)	6/7/22	13:20
Relinquished by		Juan Davis (PCL)	6/7/22	15:08
Received by				
Relinquished by				
Received in lab by		MAY 07 2022		1808

Sample Received Checklist

Temperature upon receipt: 4°C

# of bottles agrees with COC?	Yes	No
Samples intact?	Yes	No
Samples properly preserved?	Yes	No
Samples in holding time?	Yes	No

Compliance Monitor

Initial Flow _____

Final Flow _____

Sample Type
Grab
Comp

Matrix
AQ - Water
SO -Soil / Sludge
OT - Other

Bottle Type
P - Plastic
G - Amber Glass
VOA - 40 ml Vial
Coli - bacteria

Preservations
HC - HCl
HS - H_2SO_4
HN - HNO_3
HP - H_3PO_4
OH - NaOH
ST - Sodium Thiosulfate
AA - Ascorbic Acid
Al - $AlCl_3$
Cu -$CuSO_4$

Note: Samples are discarded 30 days after results are reported, unless other arrangements are made.

Rev 2 Effective 5/1/17

PAT-CHEM
LABORATORIES

QUALITY ANALYTICAL SERVICES SINCE 1987

1824 1st Street
San Fernando, CA 91340
(818) 639-5300 ph
(818) 639-5306 fx
pat-chem.com

Customer: **Integrated Performance Consultants, Inc.**
9297 Research Drive
Irvine CA, 92618

Attention: Ric Vardel
Report Date: 13-Jun-22 19:25
Subject: (MCC) Weekly EFF B

Project/P.O.#: (MCC) Weekly EFF B

Parameter	Method	QC Batch	RL	Prepared	Analyzed	Result	Notes
EFF (Sample I.D.# : 22F0208-01) Collected: 08-Jun-22 By EM of IPC							
Aggregate Organic Constituents							
Biochemical Oxygen Demand	SM 5210B	AF20831	2	08-Jun-22	13-Jun-22	**<2 mg/l**	

Notes and Definitions

RL Reporting Limit - The lowest amount of a constituent that can be reliably quantified and reported.

Respectfully Submitted,

Stephen Sakai 6/13/2022
Lab Director

Pat-Chem Laboratories
1824 1st Street
San Fernando, CA 91340

CHAIN OF CUSTODY RECORD

Phone (818) 639-5300
Fax (818) 639-5306

Environmental Sample

Sample I.D.#: 22F0208

Customer: IPC - Integrated Performance Consultants, Inc.

Project : **(MCC)** Weekly **EFF - B**

Address: 9297 Research Drive
Irvine CA 92618

Sampled by: [signature]

P.O. #:

Report Attention: Ric Vardel / Golan Kfir

Phone #: 949-382-9067

Sample Description	Date Sampled	Time Sampled	# of bottles	Required Tests	Sample Type	Matrix	Bottle Type	Preser-vation	Field Data (pH / Temperature) pH: Field Lab
EFF	6-8-22	1120	1	Biochemical Oxygen Demand (BOD)	Comp	AQ	1-Liter-Plastic	4°C	
Geotracker EDD:									
Logcode: IPCI Global ID: WDR100000359									

RECEIVED
MAY 08 2022
B [signature]

Signature	Print Name (Company)	Date	Time
Relinquished by [signature]	E. MURRY	6-8-22	1133
Received by [signature]	Juan Devis (PCL)	6-8-22	12:18
Relinquished by [signature]	Juan Devis (PCL)	6-8-22	16:20
Received by			
Relinquished by			
Received in lab by [signature]	MAY 08 2022		1620

Sample Received Checklist

Temperature upon receipt: 4°C

# of bottles agrees with COC? Yes No

Samples intact? Yes No

Samples properly preserved? Yes No

Samples in holding time? Yes No

Compliance Monitor

Initial Flow _____

Final Flow _____

Sample Type
Grab
Comp

Matrix
AQ - Water
SO -Soil / Sludge
OT - Other

Bottle Type
P - Plastic
G - Amber Glass
VOA - 40 ml Vial
Coli - bacteria

Preservations
HC - HCl
HS - H_2SO_4
HN - HNO_3
HP - H_3PO_4
OH - NaOH
ST - Sodium Thiosulfate
AA - Ascorbic Acid
Al - $AlCl_3$
Cu -$CuSO_4$

Note: Samples are discarded 30 days after results are reported, unless other arrangements are made.

Rev 2 Effective 6/1/17

PAT-CHEM LABORATORIES
QUALITY ANALYTICAL SERVICES SINCE 1987
1824 1st Street
San Fernando, CA 91340
(818) 639-5300 ph
(818) 639-5306 fx
pat-chem.com

Customer: **Integrated Performance Consultants, Inc.**
9297 Research Drive
Irvine CA, 92618

Attention: Ric Vardel
Report Date: 21-Jun-22 11:31
Subject: (MCC) Weekly EFF A

Project/P.O.#: (MCC) Weekly EFF A

Parameter	Method	QC Batch	RL	Prepared	Analyzed	Result	Notes
EFF (Sample I.D.# : 22F0356-01) Collected: 14-Jun-22 By MA of IPC							
Physical Properties							
Total Suspended Solids	SM2540D	AF21534	1	15-Jun-22	15-Jun-22	**<1 mg/l**	
Inorganic Constituents							
Ammonia as N	EPA 350.1	AF21609	0.10	16-Jun-22	16-Jun-22	**<0.10 mg/l**	
Nitrate as N	EPA 353.2	AF21537	0.05	15-Jun-22	15-Jun-22	**0.10 mg/l**	
Nitrite as N	EPA 353.2	AF21537	0.05	15-Jun-22	15-Jun-22	**<0.05 mg/l**	
Total Kjeldahl Nitrogen	EPA 351.2	AF21921	0.10	19-Jun-22	21-Jun-22	**0.73 mg/l**	

Notes and Definitions

RL Reporting Limit - The lowest amount of a constituent that can be reliably quantified and reported.

Respectfully Submitted,

Stephen Sakai 6/21/2022
Lab Director

Pat-Chem Laboratories
1824 1st Street
San Fernando, CA 91340

CHAIN OF CUSTODY RECORD

Phone (818) 639-5300
Fax (818) 639-5306

Environmental Sample

Sample I.D.#: 22F0356

Customer:	IPC - Integrated Performance Consultants, Inc.	Project :	**(MCC)** Weekly **EFF - A**
Address:	9297 Research Drive	Sampled by:	Mario Aguirre
	Irvine CA 92618	Report Attention:	Ric Vardel / Golan Kfir
P.O. #:		Phone #:	949-382-9067

Sample Description	Date Sampled	Time Sampled	# of bottles	Required Tests	Sample Type	Matrix	Bottle Type	Preserve	Field Data (pH / Temperature) pH: Field Lab
EFF	6/14/22	11:34	1	TSS	Grab	AQ	1-Liter-Plastic	4°C	
EFF	|	|	1	Ammonia, TKN	Grab	AQ	500ml Plastic	4°C	
EFF	|	|	1	Nitrate, Nitrite	Grab	AQ	250ml Plastic	4°C	

RECEIVED
JUN 14 2022
By

Geotracker EDD:
Logcode: IPCI
Global ID: WDR100000359

	Signature	Print Name (Company)	Date	Time
Relinquished by		Mario Aguirre (IPC)	6/14/22	11:42
Received by		Juan Devis (PCL)	6/14/22	13:52
Relinquished by		Juan Devis (PCL)	6/14/22	17:30
Received by				
Relinquished by				
Received in lab by		JUN 14 2022		1730

Sample Received Checklist

Temperature upon receipt: 4°C
# of bottles agrees with COC? Yes No
Samples intact? Yes No
Samples properly preserved? Yes No
Samples in holding time? Yes No

Compliance Monitor

Initial Flow _____
Final Flow _____

Sample Type
Grab
Comp

Matrix
AQ - Water
SO - Soil / Sludge
OT - Other

Bottle Type
P - Plastic
G - Amber Glass
VOA - 40 ml Vial
Coli - bacteria

Preservations
HC - HCl
HS - H_2SO_4
HN - HNO_3
HP - H_3PO_4
OH - NaOH
ST - Sodium Thiosulfate
AA - Ascorbic Acid
Al - $AlCl_3$
Cu - $CuSO_4$

Note: Samples are discarded 30 days after results are reported, unless other arrangements are made.

Rev 2 Effective 5/1/17

PAT-CHEM
LABORATORIES

QUALITY ANALYTICAL SERVICES SINCE 1987

1824 1st Street
San Fernando, CA 91340
(818) 639-5300 ph
(818) 639-5306 fx
pat-chem.com

Customer: **Integrated Performance Consultants, Inc.**
9297 Research Drive
Irvine CA, 92618

Attention: Ric Vardel
Report Date: 21-Jun-22 11:23
Subject: (MCC) Weekly EFF B

Project/P.O.#: (MCC) Weekly EFF B

Parameter	Method	QC Batch	RL	Prepared	Analyzed	Result	Notes
EFF (Sample I.D.# : 22F0412-01) Collected: 14-Jun-22 By EM of IPC							
Aggregate Organic Constituents							
Biochemical Oxygen Demand	SM 5210B	AF21615	2	16-Jun-22	21-Jun-22	**2 mg/l**	B-01

Notes and Definitions

B-01 The sample dilutions set-up for the BOD analysis did not meet the oxygen depletion criteria of at least 2 mg/l dissolved oxygen depletion. Therefore the reported result is an estimated value only.

RL Reporting Limit - The lowest amount of a constituent that can be reliably quantified and reported.

Respectfully Submitted,

Stephen Sakai 6/21/2022
Lab Director

Pat-Chem Laboratories
1824 1st Street
San Fernando, CA 91340

CHAIN OF CUSTODY RECORD

Phone (818) 639-5300
Fax (818) 639-5306

Environmental Sample

Sample I.D.#: 22F0412

Customer:	IPC - Integrated Performance Consultants, Inc.	Project :	**(MCC)** Weekly **EFF - B**
Address:	9297 Research Drive	Sampled by:	emorris
	Irvine CA 92618	Report Attention:	Ric Vardel / Golan Kfir
P.O. #:		Phone #:	949-382-9067

Sample Description	Date Sampled	Time Sampled	# of bottles	Required Tests	Sample Type	Matrix	Bottle Type	Preserve	Field Data (pH / Temperature) pH: **Field** **Lab**
EFF	6-14-22	2359	1	Biochemical Oxygen Demand (BOD)	Comp	AQ	1-Liter-Plastic	4°C	

RECEIVED
JUN 15 2022
By

Geotracker EDD:
Logcode: IPCI
Global ID: WDR100000359

Signature	Print Name (Company)	Date	Time
Relinquished by: emorris	E. MORRIS IPC	6-15-22	1045
Received by:	Juan Devis (PCL)	6-15-22	12:52
Relinquished by:	Juan Devis (PCL)	6-15-22	17:00
Received by:			
Relinquished by:			
Received in lab by:	JUN 15 2022		1700

Sample Received Checklist

Temperature upon receipt: 4°C
# of bottles agrees with COC? Yes No
Samples intact? Yes No
Samples properly preserved? Yes No
Samples in holding time? Yes No

Compliance Monitor

Initial Flow _____
Final Flow _____

Sample Type
Grab
Comp

Matrix
AQ - Water
SO -Soil / Sludge
OT - Other

Bottle Type
P - Plastic
G - Amber Glass
VOA - 40 ml Vial
Coli - bacteria

Preservations
HC - HCl
HS - H_2SO_4
HN - HNO_3
HP - H_3PO_4
OH - NaOH
ST - Sodium Thiosulfate
AA - Ascorbic Acid
Al - $AlCl_3$
Cu - $CuSO_4$

Note: Samples are discarded 30 days after results are reported, unless other arrangements are made.

Rev 2 Effective 5/1/17

PAT-CHEM LABORATORIES
QUALITY ANALYTICAL SERVICES SINCE 1987
1824 1st Street
San Fernando, CA 91340
(818) 639-5300 ph
(818) 639-5306 fx
pat-chem.com

Customer: **Integrated Performance Consultants, Inc.**
9297 Research Drive
Irvine CA, 92618

Attention: Ric Vardel
Report Date: 29-Jun-22 09:22
Subject: (MCC) Weekly EFF A

Project/P.O.#: (MCC) Weekly EFF A

Parameter	Method	QC Batch	RL	Prepared	Analyzed	Result	Notes
EFF (Sample I.D.# : 22F0570-01) Collected: 21-Jun-22 By MA of IPC							
Physical Properties							
Total Suspended Solids	SM2540D	AF22227	1	22-Jun-22	23-Jun-22	**1 mg/l**	
Inorganic Constituents							
Ammonia as N	EPA 350.1	AF22221	0.10	22-Jun-22	22-Jun-22	**<0.10 mg/l**	
Nitrate as N	EPA 353.2	AF22304	0.05	23-Jun-22	24-Jun-22	**0.06 mg/l**	
Nitrite as N	EPA 353.2	AF22304	0.05	23-Jun-22	24-Jun-22	**0.05 mg/l**	
Total Kjeldahl Nitrogen	EPA 351.2	AF22735	0.10	27-Jun-22	28-Jun-22	**0.98 mg/l**	

Notes and Definitions

RL Reporting Limit - The lowest amount of a constituent that can be reliably quantified and reported.

Respectfully Submitted,

Stephen Sakai 6/29/2022
Lab Director

Pat-Chem Laboratories
1824 1st Street
San Fernando, CA 91340

CHAIN OF CUSTODY RECORD

Phone (818) 639-5300
Fax (818) 639-5306

Environmental Sample

Sample I.D.#: 22F0570

Customer:	IPC - Integrated Performance Consultants, Inc.	Project :	**(MCC)** Weekly **EFF - A**
Address:	9297 Research Drive	Sampled by:	E. Morris
	Irvine CA 92618	Report Attention:	Ric Vardel / Golan Kfir
P.O. #:		Phone #:	949-382-9067

Sample Description	Date Sampled	Time Sampled	# of bottles	Required Tests	Sample Type	Matrix	Bottle Type	Preserve	Field Data (pH / Temperature) pH: Field Lab
EFF	6-21-22	1119	1	TSS	Grab	AQ	1-Liter-Plastic	4°C	
	"	"	1	Ammonia, TKN	Grab	AQ	500ml Plastic	4°C	
	"	"	1	Nitrate, Nitrite	Grab	AQ	250ml Plastic	4°C	

Geotracker EDD:
Logcode: IPCI
Global ID: WDR100000359

	Signature	Print Name (Company)	Date	Time
Relinquished by	E. Morris	E. MORRIS	6-21-22	1142
Received by		Juan Deris (PCL)	6-21-22	11:56
Relinquished by		Juan Deris (PCL)	6-21-22	15:12
Received by				
Relinquished by				
Received in lab by		MARTO SANTIESTEBAN (PCL)	6/21/22	1512

Sample Received Checklist

Temperature upon receipt: 4°C
# of bottles agrees with COC? Yes No
Samples intact? Yes No
Samples properly preserved? Yes No
Samples in holding time? Yes No

Compliance Monitor

Initial Flow _____
Final Flow _____

Sample Type
Grab
Comp

Matrix
AQ - Water
SO -Soil / Sludge
OT - Other

Bottle Type
P - Plastic
G - Amber Glass
VOA - 40 ml Vial
Coli - bacteria

Preservations
HC - HCl
HS - H_2SO_4
HN - HNO_3
HP - H_3PO_4
OH - NaOH
ST - Sodium Thiosulfate
AA - Ascorbic Acid
Al - $AlCl_3$
Cu -$CuSO_4$

Note: Samples are discarded 30 days after results are reported, unless other arrangements are made.

Rev 2 Effective 5/1/17

PAT-CHEM
LABORATORIES

QUALITY ANALYTICAL SERVICES SINCE 1987

1824 1st Street
San Fernando, CA 91340
(818) 639-5300 ph
(818) 639-5306 fx
pat-chem.com

Customer: **Integrated Performance Consultants, Inc.**
9297 Research Drive
Irvine CA, 92618

Attention: Ric Vardel
Report Date: 28-Jun-22 14:55
Subject: (MCC) Weekly EFF B

Project/P.O.#: (MCC) Weekly EFF B

Parameter	Method	QC Batch	RL	Prepared	Analyzed	Result	Notes
EFF (Sample I.D.# : 22F0612-01) Collected: 21-Jun-22 By EM of IPC							
Aggregate Organic Constituents							
Biochemical Oxygen Demand	SM 5210B	AF22307	2	23-Jun-22	28-Jun-22	**4 mg/l**	B-01

Notes and Definitions

B-01 The sample dilutions set-up for the BOD analysis did not meet the oxygen depletion criteria of at least 2 mg/l dissolved oxygen depletion. Therefore the reported result is an estimated value only.

RL Reporting Limit - The lowest amount of a constituent that can be reliably quantified and reported.

Respectfully Submitted,

Stephen Sakai 6/28/2022
Lab Director

Pat-Chem Laboratories
1824 1st Street
San Fernando, CA 91340

CHAIN OF CUSTODY RECORD

Phone (818) 639-5300
Fax (818) 639-5306

Environmental Sample

Sample I.D.#: 22F0612

Customer:	IPC - Integrated Performance Consultants, Inc.	Project :	**(MCC)** Weekly **EFF - B**
Address:	9297 Research Drive	Sampled by:	P.O. #:
	Irvine CA 92618	Report Attention: Ric Vardel / Golan Kfir	Phone #: 949-382-9067

Sample Description	Date Sampled	Time Sampled	# of bottles	Required Tests	Sample Type	Matrix	Bottle Type	Preserve	Field Data (pH / Temperature) pH: Field Lab
EFF	6-21-22	2359	1	Biochemical Oxygen Demand (BOD)	Comp	AQ	1-Liter-Plastic	4°C	

RECEIVED
JUN 22 2022
By

Geotracker EDD:
Logcode: IPCI
Global ID: WDR100000359

Signature	Print Name (Company)	Date	Time
Relinquished by	E. MORRIS IPC	6-22-22	1130
Received by	Juan Revis (PCL)	6-22-22	12:16
Relinquished by	Juan Revis (PCL)	6-22-22	15:50
Received by			
Relinquished by			
Received in lab by		JUN 22 2022	1550

Sample Received Checklist

Temperature upon receipt: 4°C
# of bottles agrees with COC? Yes No
Samples intact? Yes No
Samples properly preserved? Yes No
Samples in holding time? Yes No

Compliance Monitor

Initial Flow _____
Final Flow _____

Sample Type
Grab
Comp

Matrix
AQ - Water
SO - Soil / Sludge
OT - Other

Bottle Type
P - Plastic
G - Amber Glass
VOA - 40 ml Vial
Coli - bacteria

Preservations
HC - HCl
HS - H_2SO_4
HN - HNO_3
HP - H_3PO_4
OH - NaOH
ST - Sodium Thiosulfate
AA - Ascorbic Acid
Al - $AlCl_3$
Cu - $CuSO_4$

Note: Samples are discarded 30 days after results are reported, unless other arrangements are made.

Rev 2 Effective 5/1/17

PAT-CHEM
LABORATORIES

QUALITY ANALYTICAL SERVICES SINCE 1987

1824 1st Street
San Fernando, CA 91340
(818) 639-5300 ph
(818) 639-5306 fx
pat-chem.com

Customer: **Integrated Performance Consultants, Inc.**
9297 Research Drive
Irvine CA, 92618

Attention: Ric Vardel
Report Date: 06-Jul-22 11:24
Subject: (MCC) Weekly EFF A

Project/P.O.#: (MCC) Weekly EFF A

Parameter	Method	QC Batch	RL	Prepared	Analyzed	Result	Notes
EFF (Sample I.D.# : 22F0748-01) Collected: 28-Jun-22 By MA of IPC							
Physical Properties							
Total Suspended Solids	SM2540D	AF22930	1	29-Jun-22	29-Jun-22	**<1 mg/l**	
Inorganic Constituents							
Ammonia as N	EPA 350.1	AF22934	0.20	29-Jun-22	29-Jun-22	**<0.20 mg/l**	
Nitrate as N	EPA 353.2	AF22845	0.05	28-Jun-22	30-Jun-22	**0.05 mg/l**	
Nitrite as N	EPA 353.2	AF22845	0.05	28-Jun-22	30-Jun-22	**0.01 mg/l**	
Total Kjeldahl Nitrogen	EPA 351.2	AG20234	0.10	02-Jul-22	05-Jul-22	**1.82 mg/l**	

Notes and Definitions

RL Reporting Limit - The lowest amount of a constituent that can be reliably quantified and reported.

Respectfully Submitted,

Stephen Sakai 7/6/2022
Lab Director

Pat-Chem Laboratories
1824 1st Street
San Fernando, CA 91340

CHAIN OF CUSTODY RECORD

Phone (818) 639-5300
Fax (818) 639-5306

Environmental Sample

Sample I.D.#: 22F0748

Customer:	IPC - Integrated Performance Consultants, Inc.	Project :	**(MCC)** Weekly **EFF - A**
Address:	9297 Research Drive	Sampled by: Mario Aguirre	P.O. #:
	Irvine CA 92618	Report Attention: Ric Vardel / Golan Kfir	Phone #: 949-382-9067

Sample Description	Date Sampled	Time Sampled	# of bottles	Required Tests	Sample Type	Matrix	Bottle Type	Preserve	Field Data (pH / Temperature) pH: **Field** **Lab**
EFF	6/28/22	11:27	1	TSS	Grab	AQ	1-Liter-Plastic	4°C	
			1	Ammonia, TKN	Grab	AQ	500ml Plastic	4°C	
			1	Nitrate, Nitrite	Grab	AQ	250ml Plastic	4°C	

RECEIVED
JUN 28 2022
By

Geotracker EDD:
Logcode: IPCI
Global ID: WDR100000359

	Signature	Print Name (Company)	Date	Time
Relinquished by		Mario Aguirre (IPC)	6/28/22	11:35
Received by		Juan Davis (PCL)	6/28/22	12:33
Relinquished by		Juan Davis (PCL)	6/28/22	15:39
Received by				
Relinquished by				
Received in lab by		JUN 28 2022		1535

Sample Received Checklist

Temperature upon receipt: 4°C

# of bottles agrees with COC? Yes No

Samples intact? Yes No

Samples properly preserved? Yes No

Samples in holding time? Yes No

Compliance Monitor

Initial Flow _____

Final Flow _____

Sample Type
Grab
Comp

Matrix
AQ - Water
SO -Soil / Sludge
OT - Other

Bottle Type
P - Plastic
G - Amber Glass
VOA - 40 ml Vial
Coli - bacteria

Preservations
HC - HCl
HS - H_2SO_4
HN - HNO_3
HP - H_3PO_4
OH - NaOH
ST - Sodium Thiosulfate
AA - Ascorbic Acid
Al - $AlCl_3$
Cu -$CuSO_4$

Note: Samples are discarded 30 days after results are reported, unless other arrangements are made.

Rev 2 Effective 5/1/17

PAT-CHEM
LABORATORIES

QUALITY ANALYTICAL SERVICES SINCE 1987

1824 1st Street
San Fernando, CA 91340
(818) 639-5300 ph
(818) 639-5306 fx
pat-chem.com

Customer: **Integrated Performance Consultants, Inc.**
9297 Research Drive
Irvine CA, 92618

Attention: Ric Vardel
Report Date: 06-Jul-22 11:28
Subject: (MCC) Weekly EFF B

Project/P.O.#: (MCC) Weekly EFF B

Parameter	Method	QC Batch	RL	Prepared	Analyzed	Result	Notes
EFF (Sample I.D.# : 22F0768-01) Collected: 28-Jun-22 By EM of IPC							
Aggregate Organic Constituents							
Biochemical Oxygen Demand	SM 5210B	AF23005	2	30-Jun-22	05-Jul-22	**3 mg/l**	

Notes and Definitions

RL Reporting Limit - The lowest amount of a constituent that can be reliably quantified and reported.

Respectfully Submitted,

Stephen Sakai 7/6/2022
Lab Director

Pat-Chem Laboratories
1824 1st Street
San Fernando, CA 91340

CHAIN OF CUSTODY RECORD

Phone (818) 639-5300
Fax (818) 639-5306

Environmental Sample

Sample I.D.#: 22F0768

Customer:	IPC - Integrated Performance Consultants, Inc.	Project :	**(MCC)** Weekly **EFF - B**
Address:	9297 Research Drive	Sampled by:	P.O. #:
	Irvine CA 92618	Report Attention: Ric Vardel / Golan Kfir	Phone #: 949-382-9067

Sample Description	Date Sampled	Time Sampled	# of bottles	Required Tests	Sample Type	Matrix	Bottle Type	Preserve	Field Data (pH / Temperature) pH: Field Lab
EFF	6-28-22	2359	1	Biochemical Oxygen Demand (BOD)	Comp	AQ	1-Liter-Plastic	4°C	

RECEIVED
JUN 29 2022
By

Geotracker EDD:
Logcode: IPCI
Global ID: WDR100000359

	Signature	Print Name (Company)	Date	Time
Relinquished by		E. MORRIS IPC	6-29-22	1146
Received by		Juan Davis (PCL)	6-29-22	12:03
Relinquished by		Juan Davis (PCL)	6-29-22	14:45
Received by				
Relinquished by				
Received in lab by		JUN 29 2022		1415

Sample Received Checklist

Temperature upon receipt:	4°C	
# of bottles agrees with COC?	Yes	No
Samples intact?	Yes	No
Samples properly preserved?	Yes	No
Samples in holding time?	Yes	No

Compliance Monitor

Initial Flow _____

Final Flow _____

Sample Type
Grab
Comp

Matrix
AQ - Water
SO - Soil / Sludge
OT - Other

Bottle Type
P - Plastic
G - Amber Glass
VOA - 40 ml Vial
Coli - bacteria

Preservations
HC - HCl
HS - H_2SO_4
HN - HNO_3
HP - H_3PO_4
OH - NaOH
ST - Sodium Thiosulfate
AA - Ascorbic Acid
Al - $AlCl_3$
Cu - $CuSO_4$

Note: Samples are discarded 30 days after results are reported, unless other arrangements are made.

Rev 2 Effective 5/1/17

PAT-CHEM
LABORATORIES

QUALITY ANALYTICAL SERVICES SINCE 1987

1824 1st Street
San Fernando, CA 91340
(818) 639-5300 ph
(818) 639-5306 fx
pat-chem.com

Customer: **Integrated Performance Consultants, Inc.**
9297 Research Drive
Irvine CA, 92618

Attention: Ric Vardel
Report Date: 12-Apr-22 12:59
Subject: (MCC) Weekly INF

Project/P.O.#: (MCC) Weekly INF

Parameter	Method	QC Batch	RL	Prepared	Analyzed	Result	Notes
INF (Sample I.D.# : 22D0227-01) Collected: 05-Apr-22 By CA of IPC							
Physical Properties							
Total Suspended Solids	SM2540D	AD20813	1	08-Apr-22	09-Apr-22	**253 mg/l**	
Aggregate Organic Constituents							
Biochemical Oxygen Demand	SM 5210B	AD20710	2	07-Apr-22	12-Apr-22	**580 mg/l**	

Notes and Definitions

RL Reporting Limit - The lowest amount of a constituent that can be reliably quantified and reported.

Respectfully Submitted,

Stephen Sakai 4/12/2022
Lab Director

Pat-Chem Laboratories
1824 1st Street
San Fernando, CA 91340

CHAIN OF CUSTODY RECORD

Phone (818) 639-5300
Fax (818) 639-5306

Environmental Sample

Sample I.D.#: 22D0227

Customer: IPC - Integrated Performance Consultants, Inc.
Project: **(MCC) Weekly INF**
Address: 9297 Research Drive, Irvine CA 92618
Sampled by: Carlos Alvarez
Report Attention: Ric Vardel / Golan Kfir
P.O. #:
Phone #: 949-382-9067

Sample Description	Date Sampled	Time Sampled	# of bottles	Required Tests	Sample Type	Matrix	Bottle Type	Preserve	Field Data (pH / Temperature) pH: Field Lab
INF	04/05/22	0000	1	TSS	Comp	AQ	1-Liter Plastic	4°C	
			1	BOD	Comp	AQ	1-Liter Plastic	4°C	

RECEIVED
APR 06 2022
By

Geotracker EDD:
Logcode: IPCI
Global ID: WDR100000359

	Signature	Print Name (Company)	Date	Time
Relinquished by		Carlos Alvarez (CA)	04/06/22	1150
Received by	CM	Cindy M	4-6-22	1330
Relinquished by	CM	Cindy Martinez	4-6-22	1450
Received by				
Relinquished by				
Received in lab by		APR 06 2022		1450

Sample Received Checklist

Temperature upon receipt:	Y	
# of bottles agrees with COC?	Yes	No
Samples intact?	Yes	No
Samples properly preserved?	Yes	No
Samples in holding time?	Yes	No

Compliance Monitor
Initial Flow _____
Final Flow _____

Sample Type: **Grab**, **Comp**

Matrix: **AQ** - Water, **SO** - Soil / Sludge, **OT** - Other

Bottle Type: **P** - Plastic, **G** - Amber Glass, **VOA** - 40 ml Vial, **Coli** - bacteria

Preservations: **HC** - HCl, **HS** - H_2SO_4, **HN** - HNO_3, **HP** - H_3PO_4, **OH** - NaOH, **ST** - Sodium Thiosulfate, **AA** - Ascorbic Acid, **Al** - $AlCl_3$, **Cu** - $CuSO_4$

Note: Samples are discarded 30 days after results are reported, unless other arrangements are made.

Rev 2 Effective 5/1/17

PAT-CHEM
LABORATORIES

QUALITY ANALYTICAL SERVICES SINCE 1987

1824 1st Street
San Fernando, CA 91340
(818) 639-5300 ph
(818) 639-5306 fx
pat-chem.com

Customer: **Integrated Performance Consultants, Inc.**
9297 Research Drive
Irvine CA, 92618

Attention: Ric Vardel
Report Date: 19-Apr-22 16:02
Subject: (MCC) Weekly INF

Project/P.O.#: (MCC) Weekly INF

Parameter	Method	QC Batch	RL	Prepared	Analyzed	Result	Notes
INF (Sample I.D.# : 22D0402-01) Collected: 12-Apr-22 By CA of IPC							
Physical Properties							
Total Suspended Solids	SM2540D	AD21336	1	13-Apr-22	14-Apr-22	**276 mg/l**	
Aggregate Organic Constituents							
Biochemical Oxygen Demand	SM 5210B	AD21412	2	14-Apr-22	19-Apr-22	**853 mg/l**	

Notes and Definitions

RL Reporting Limit - The lowest amount of a constituent that can be reliably quantified and reported.

Respectfully Submitted,

Stephen Sakai 4/19/2022
Lab Director

Pat-Chem Laboratories
1824 1st Street
San Fernando, CA 91340

CHAIN OF CUSTODY RECORD

Phone (818) 639-5300
Fax (818) 639-5306

Environmental Sample

Sample I.D.#: 22D0402

Customer:	IPC - Integrated Performance Consultants, Inc.	Project :	(MCC) Weekly INF
Address:	9297 Research Drive	Sampled by:	Carlos Alvarez
	Irvine CA 92618	Report Attention:	Ric Vardel / Golan Kfir
P.O. #:		Phone #:	949-382-9067

Sample Description	Date Sampled	Time Sampled	# of bottles	Required Tests	Sample Type	Matrix	Bottle Type	Preserve	Field Data (pH / Temperature) pH: Field Lab
INF	04/12/22	0000	1	TSS	Comp	AQ	1-Liter Plastic	4°C	
			1	BOD	Comp	AQ	1-Liter Plastic	4°C	
Geotracker EDD:									
Logcode: IPCI									
Global ID: WDR100000359									

RECEIVED APR 13 2022 By

	Signature	Print Name (Company)	Date	Time
Relinquished by		Carlos Alvarez (IPC)	04/13/22	1205
Received by		Jonathan V. (PC)	4/13	1205
Relinquished by		Jonathan V. (PC)	4/13	1314
Received by				
Relinquished by				
Received in lab by		APR 13 2022		1314

Sample Received Checklist

Temperature upon receipt: 4°C

# of bottles agrees with COC? Yes No

Samples intact? Yes No

Samples properly preserved? Yes No

Samples in holding time? Yes No

Compliance Monitor

Initial Flow _____

Final Flow _____

Sample Type
Grab
Comp

Matrix
AQ - Water
SO -Soil / Sludge
OT - Other

Bottle Type
P - Plastic
G - Amber Glass
VOA - 40 ml Vial
Coli - bacteria

Preservations
HC - HCl
HS - H_2SO_4
HN - HNO_3
HP - H_3PO_4
OH - NaOH
ST - Sodium Thiosulfate
AA - Ascorbic Acid
Al - $AlCl_3$
Cu -$CuSO_4$

Note: Samples are discarded 30 days after results are reported, unless other arrangements are made.

Rev 2 Effective 5/1/17

PAT-CHEM
LABORATORIES

QUALITY ANALYTICAL SERVICES SINCE 1987

1824 1st Street
San Fernando, CA 91340
(818) 639-5300 ph
(818) 639-5306 fx
pat-chem.com

Customer: **Integrated Performance Consultants, Inc.**
9297 Research Drive
Irvine CA, 92618

Attention: Ric Vardel
Report Date: 26-Apr-22 14:56
Subject: (MCC) Weekly INF

Project/P.O.#: (MCC) Weekly INF

Parameter	Method	QC Batch	RL	Prepared	Analyzed	Result	Notes
INF (Sample I.D.# : 22D0598-01) Collected: 19-Apr-22 By CA of IPC							
Physical Properties							
Total Suspended Solids	SM2540D	AD22111	1	21-Apr-22	22-Apr-22	**301 mg/l**	
Aggregate Organic Constituents							
Biochemical Oxygen Demand	SM 5210B	AD22103	2	21-Apr-22	26-Apr-22	**420 mg/l**	

Notes and Definitions

RL Reporting Limit - The lowest amount of a constituent that can be reliably quantified and reported.

Respectfully Submitted,

Stephen Sakai 4/26/2022
Lab Director

Pat-Chem Laboratories
1824 1st Street
San Fernando, CA 91340

CHAIN OF CUSTODY RECORD

Phone (818) 639-5300
Fax (818) 639-5306

Environmental Sample

Sample I.D.#: 22D0598

Customer:	IPC - Integrated Performance Consultants, Inc.	Project :	(MCC) Weekly INF
Address:	9297 Research Drive Irvine CA 92618	Sampled by: Carlos Alvarez Report Attention: Ric Vardel / Golan Kfir	P.O. #: Phone #: 949-382-9067

Sample Description	Date Sampled	Time Sampled	# of bottles	Required Tests	Sample Type	Matrix	Bottle Type	Preserve	Field Data (pH / Temperature) pH Field Lab
INF	04/19/22	2359	1	TSS	Comp	AQ	1 Liter Plastic	4°C	6.7 / 12.2
			1	BOD	Comp	AQ	1-Liter Plastic	4°C	

RECEIVED
APR 20 2022
By

Geotracker EDD:
Logcode: IPCI
Global ID: WDR100000359

	Signature	Print Name (Company)	Date	Time
Relinquished by		Carlos Alvarez (IPC)	04/20/22	1140
Received by		Cindy Marcy	4-20-22	2:05
Relinquished by		Cindy Marcy	4-20-22	1525
Received by				
Relinquished by				
Received in lab by		APR 20 2022		1525

Sample Received Checklist

Temperature upon receipt: 4°C
# of bottles agrees with COC? Yes No
Samples intact? Yes No
Samples properly preserved? Yes No
Samples in holding time? Yes No

Compliance Monitor

Initial Flow _____
Final Flow _____

Sample Type
Grab
Comp

Matrix
AQ - Water
SO - Soil / Sludge
OT - Other

Bottle Type
P - Plastic
G - Amber Glass
VOA - 40 ml Vial
Coli - bacteria

Preservations
HC - HCl
HS - H_2SO_4
HN - HNO_3
HP - H_3PO_4
OH - NaOH
ST - Sodium Thiosulfate
AA - Ascorbic Acid
Al - $AlCl_3$
Cu - $CuSO_4$

Note: Samples are discarded 30 days after results are reported, unless other arrangements are made.

Rev 2 Effective 5/1/17

PAT-CHEM
LABORATORIES

QUALITY ANALYTICAL SERVICES SINCE 1987

1824 1st Street
San Fernando, CA 91340
(818) 639-5300 ph
(818) 639-5306 fx
pat-chem.com

Customer: **Integrated Performance Consultants, Inc.**
9297 Research Drive
Irvine CA, 92618

Attention: Ric Vardel
Report Date: 03-May-22 11:41
Subject: (MCC) Weekly INF

Project/P.O.#: (MCC) Weekly INF

Parameter	Method	QC Batch	RL	Prepared	Analyzed	Result	Notes
INF (Sample I.D.# : 22D0725-01) Collected: 26-Apr-22 By CA of IPC							
Physical Properties							
Total Suspended Solids	SM2540D	AD22813	1	28-Apr-22	29-Apr-22	**265 mg/l**	
Aggregate Organic Constituents							
Biochemical Oxygen Demand	SM 5210B	AD22807	2	28-Apr-22	03-May-22	**565 mg/l**	

Notes and Definitions

RL Reporting Limit - The lowest amount of a constituent that can be reliably quantified and reported.

Respectfully Submitted,

Stephen Sakai 5/3/2022
Lab Director

Pat-Chem Laboratories
1824 1st Street
San Fernando, CA 91340

CHAIN OF CUSTODY RECORD

Phone (818) 639-5300
Fax (818) 639-5306

Environmental Sample

Sample I.D.#: 22D0725

Customer:	IPC - Integrated Performance Consultants, Inc.	Project:	(MCC) Weekly INF
Address:	9297 Research Drive Irvine CA 92618	Sampled by: Carlos Alvarez Report Attention: Ric Vardel / Golan Kfir	P.O. #: Phone #: 949-382-9067

Sample Description	Date Sampled	Time Sampled	# of bottles	Required Tests	Sample Type	Matrix	Bottle Type	Preserve	Field Data (pH / Temperature) pH: Field Lab
INF	04/26/22	2359	1	TSS	Comp	AQ	1-Liter Plastic	4°C	
			1	BOD	Comp	AQ	1-Liter Plastic	4°C	

RECEIVED
APR 27 2022
By

Geotracker EDD:
Logcode: IPCI
Global ID: WDR100000359

	Signature	Print Name (Company)	Date	Time
Relinquished by		Carlos Alvarez (IPC)	04/27/22	1311
Received by		MARIO SANTIESTEBAN (PCL)	4/27/22	1311
Relinquished by		MARIO SANTIESTEBAN (PCL)	4/27/22	1445
Received by				
Relinquished by				
Received in lab by		APR 27 2022		1445

Sample Received Checklist

Temperature upon receipt: 4°C

# of bottles agrees with COC? Yes No

Samples intact? Yes No

Samples properly preserved? Yes No

Samples in holding time? Yes No

Compliance Monitor

Initial Flow _____

Final Flow _____

Sample Type
Grab
Comp

Matrix
AQ - Water
SO - Soil / Sludge
OT - Other

Bottle Type
P - Plastic
G - Amber Glass
VOA - 40 ml Vial
Coli - bacteria

Preservations
HC - HCl
HS - H_2SO_4
HN - HNO_3
HP - H_3PO_4
OH - NaOH
ST - Sodium Thiosulfate
AA - Ascorbic Acid
AI - $AlCl_3$
Cu - $CuSO_4$

Note: Samples are discarded 30 days after results are reported, unless other arrangements are made.

Rev 2 Effective 5/1/17

PAT-CHEM
LABORATORIES

QUALITY ANALYTICAL SERVICES SINCE 1987

1824 1st Street
San Fernando, CA 91340
(818) 639-5300 ph
(818) 639-5306 fx
pat-chem.com

Customer: **Integrated Performance Consultants, Inc.**
9297 Research Drive
Irvine CA, 92618

Attention: Ric Vardel
Report Date: 17-May-22 09:53
Subject: (MCC) Weekly INF

Project/P.O.#: (MCC) Weekly INF

Parameter	Method	QC Batch	RL	Prepared	Analyzed	Result	Notes
INF (Sample I.D.# : 22E0119-01) Collected: 03-May-22 By EM of IPC							
Physical Properties							
Total Suspended Solids	SM2540D	AE20605	1	06-May-22	06-May-22	**181 mg/l**	
Aggregate Organic Constituents							
Biochemical Oxygen Demand	SM 5210B	AE20509	2	05-May-22	10-May-22	**338 mg/l**	

Notes and Definitions

RL Reporting Limit - The lowest amount of a constituent that can be reliably quantified and reported.

Respectfully Submitted,

Stephen Sakai 5/17/2022
Lab Director

Pat-Chem Laboratories
1824 1st Street
San Fernando, CA 91340

CHAIN OF CUSTODY RECORD

Phone (818) 639-5300
Fax (818) 639-5306

Environmental Sample

Sample I.D.#: 22E0119

Customer: IPC - Integrated Performance Consultants, Inc.		Project : (MCC) Weekly INF	
Address: 9297 Research Drive		Sampled by: E. Morris	P.O. #:
Irvine CA 92618		Report Attention: Ric Vardel / Golan Kfir	Phone #: 949-382-9067

Sample Description	Date Sampled	Time Sampled	# of bottles	Required Tests	Sample Type	Matrix	Bottle Type	Preserve	Field Data (pH / Temperature) pH: Field Lab
INF	5-3-22	23:59	1	TSS	Comp	AQ	1-Liter Plastic	4°C	
	"	"	1	BOD	Comp	AQ	1-Liter Plastic	4°C	
Geotracker EDD:									
Logcode: IPCI									
Global ID: WDR100000359									

RECEIVED
MAY 04 2022
By

	Signature	Print Name (Company)	Date	Time
Relinquished by	E Morris	E. Morris IPC	5/4/22	1155
Received by		Juan Devis (PCL)	5/4/22	14:25
Relinquished by		Juan Devis (PCL)	5/4/22	16:46
Received by				
Relinquished by				
Received in lab by		MAY 04 2022		1646

Sample Received Checklist

Temperature upon receipt: 4°C

# of bottles agrees with COC?	Yes	No
Samples intact?	Yes	No
Samples properly preserved?	Yes	No
Samples in holding time?	Yes	No

Compliance Monitor

Initial Flow _____

Final Flow _____

Sample Type
Grab
Comp

Matrix
AQ - Water
SO -Soil / Sludge
OT - Other

Bottle Type
P - Plastic
G - Amber Glass
VOA - 40 ml Vial
Coli - bacteria

Preservations
HC - HCl
HS - H_2SO_4
HN - HNO_3
HP - H_3PO_4
OH - NaOH
ST - Sodium Thiosulfate
AA - Ascorbic Acid
AI - $AlCl_3$
Cu -$CuSO_4$

Note: Samples are discarded 30 days after results are reported, unless other arrangements are made.

Rev 2 Effective 5/1/17

PAT-CHEM
LABORATORIES

QUALITY ANALYTICAL SERVICES SINCE 1987

1824 1st Street
San Fernando, CA 91340
(818) 639-5300 ph
(818) 639-5306 fx
pat-chem.com

Customer: **Integrated Performance Consultants, Inc.**
9297 Research Drive
Irvine CA, 92618

Attention: Ric Vardel
Report Date: 17-May-22 09:56
Subject: (MCC) Weekly INF

Project/P.O.#: (MCC) Weekly INF

Parameter	Method	QC Batch	RL	Prepared	Analyzed	Result	Notes
INF (Sample I.D.# : 22E0286-01) Collected: 10-May-22 By EM of IPC							
Physical Properties							
Total Suspended Solids	SM2540D	AE21215	1	12-May-22	13-May-22	**130 mg/l**	
Aggregate Organic Constituents							
Biochemical Oxygen Demand	SM 5210B	AE21205	2	12-May-22	17-May-22	**375 mg/l**	

Notes and Definitions

RL Reporting Limit - The lowest amount of a constituent that can be reliably quantified and reported.

Respectfully Submitted,

Stephen Sakai 5/17/2022
Lab Director

Pat-Chem Laboratories
1824 1st Street
San Fernando, CA 91340

CHAIN OF CUSTODY RECORD

Phone (818) 639-5300
Fax (818) 639-5306

Environmental Sample

Sample I.D.#: 22E0286

Customer:	IPC - Integrated Performance Consultants, Inc.	Project :	(MCC) Weekly INF
Address:	9297 Research Drive Irvine CA 92618	Sampled by:	E Morris
		Report Attention:	Ric Vardel / Golan Kfir
		P.O. #:	
		Phone #:	949-382-9067

Sample Description	Date Sampled	Time Sampled	# of bottles	Required Tests	Sample Type	Matrix	Bottle Type	Preserve	Field Data (pH / Temperature) pH: Field Lab
INF	5-10-22	2359	1	TSS	Comp	AQ	1-Liter Plastic	4°C	
	"	"	1	BOD	Comp	AQ	1-Liter Plastic	4°C	
Geotracker EDD:									
Logcode: IPCI									
Global ID: WDR100000359									

RECEIVED
MAY 11 2022
By

	Signature	Print Name (Company)	Date	Time
Relinquished by	E Morris	E. Morris IPC	5-11-22	1123
Received by		Juan Pervis (PCL)	5-11	13:00
Relinquished by		Juan Pervis (PCL)	5-11	17:21
Received by				
Relinquished by				
Received in lab by		MAY 11 2022		1721

Sample Received Checklist

Temperature upon receipt: 4°C

# of bottles agrees with COC? Yes No

Samples intact? Yes No

Samples properly preserved? Yes No

Samples in holding time? Yes No

Compliance Monitor

Initial Flow _____

Final Flow _____

Sample Type
Grab
Comp

Matrix
AQ - Water
SO - Soil / Sludge
OT - Other

Bottle Type
P - Plastic
G - Amber Glass
VOA - 40 ml Vial
Coli - bacteria

Preservations
HC - HCl
HS - H_2SO_4
HN - HNO_3
HP - H_3PO_4
OH - NaOH
ST - Sodium Thiosulfate
AA - Ascorbic Acid
AI - $AlCl_3$
Cu - $CuSO_4$

Note: Samples are discarded 30 days after results are reported, unless other arrangements are made.

Rev 2 Effective 5/1/17

PAT-CHEM
LABORATORIES

QUALITY ANALYTICAL SERVICES SINCE 1987

1824 1st Street
San Fernando, CA 91340
(818) 639-5300 ph
(818) 639-5306 fx
pat-chem.com

Customer: **Integrated Performance Consultants, Inc.**
9297 Research Drive
Irvine CA, 92618

Attention: Ric Vardel
Report Date: 24-May-22 09:37
Subject: (MCC) Weekly INF

Project/P.O.#: (MCC) Weekly INF

Parameter	Method	QC Batch	RL	Prepared	Analyzed	Result	Notes
INF (Sample I.D.# : 22E0492-01) Collected: 17-May-22 By EM of IPC							
Physical Properties							
Total Suspended Solids	SM2540D	AE21914	1	19-May-22	20-May-22	**262 mg/l**	
Aggregate Organic Constituents							
Biochemical Oxygen Demand	SM 5210B	AE21912	2	19-May-22	24-May-22	**369 mg/l**	

Notes and Definitions

RL Reporting Limit - The lowest amount of a constituent that can be reliably quantified and reported.

Respectfully Submitted,

Stephen Sakai 5/24/2022
Lab Director

Pat-Chem Laboratories
1824 1st Street
San Fernando, CA 91340

CHAIN OF CUSTODY RECORD

Phone (818) 639-5300
Fax (818) 639-5306

Environmental Sample

Sample I.D.#: 22E0492

Customer:	IPC - Integrated Performance Consultants, Inc.	Project:	(MCC) Weekly INF
Address:	9297 Research Drive Irvine CA 92618	Sampled by:	
		Report Attention:	Ric Vardel / Golan Kfir
		P.O. #:	
		Phone #:	949-382-9067

Sample Description	Date Sampled	Time Sampled	# of bottles	Required Tests	Sample Type	Matrix	Bottle Type	Preserve	Field Data (pH / Temperature) pH: Field Lab
INF	5-17-22	2359	1	TSS	Comp	AQ	1-Liter Plastic	4°C	
	"	"	1	BOD	Comp	AQ	1-Liter Plastic	4°C	
Geotracker EDD:									
Logcode: IPCI									
Global ID: WDR100000359									

RECEIVED
MAY 18 2022
By

	Signature	Print Name (Company)	Date	Time
Relinquished by		E. MORRIS IPC	5-18-22	12:10
Received by		Juan Davis (PCL)	5/18/22	13:35
Relinquished by		Juan Davis (PCL)	5/18/22	16:40
Received by				
Relinquished by				
Received in lab by		MAY 18 2022		1640

Sample Received Checklist

Temperature upon receipt: 4°C

# of bottles agrees with COC? Yes No

Samples intact? Yes No

Samples properly preserved? Yes No

Samples in holding time? Yes No

Compliance Monitor

Initial Flow _____

Final Flow _____

Sample Type
Grab
Comp

Matrix
AQ - Water
SO - Soil / Sludge
OT - Other

Bottle Type
P - Plastic
G - Amber Glass
VOA - 40 ml Vial
Coli - bacteria

Preservations
HC - HCl
HS - H_2SO_4
HN - HNO_3
HP - H_3PO_4
OH - NaOH
ST - Sodium Thiosulfate
AA - Ascorbic Acid
Al - $AlCl_3$
Cu - $CuSO_4$

Note: Samples are discarded 30 days after results are reported, unless other arrangements are made.

Rev 2 Effective 5/1/17

PAT-CHEM
LABORATORIES

QUALITY ANALYTICAL SERVICES SINCE 1987

1824 1st Street
San Fernando, CA 91340
(818) 639-5300 ph
(818) 639-5306 fx
pat-chem.com

Customer: **Integrated Performance Consultants, Inc.**
9297 Research Drive
Irvine CA, 92618

Attention: Ric Vardel
Report Date: 02-Jun-22 13:25
Subject: (MCC) Weekly INF

Project/P.O.#: (MCC) Weekly INF

Parameter	Method	QC Batch	RL	Prepared	Analyzed	Result	Notes
INF (Sample I.D.# : 22E0650-01) Collected: 24-May-22 By CA of IPC							
Physical Properties							
Total Suspended Solids	SM2540D	AE22610	1	26-May-22	27-May-22	**236 mg/l**	
Aggregate Organic Constituents							
Biochemical Oxygen Demand	SM 5210B	AE22607	2	26-May-22	31-May-22	**458 mg/l**	

Notes and Definitions

RL Reporting Limit - The lowest amount of a constituent that can be reliably quantified and reported.

Respectfully Submitted,

Stephen Sakai 6/2/2022
Lab Director

Pat-Chem Laboratories
1824 1st Street
San Fernando, CA 91340

CHAIN OF CUSTODY RECORD

Phone (818) 639-5300
Fax (818) 639-5306

Environmental Sample

Sample I.D.#: 22E0650

Customer: IPC - Integrated Performance Consultants, Inc.		Project : (MCC) Weekly INF	
Address: 9297 Research Drive Irvine CA 92618		Sampled by: Carlos Alvarez Report Attention: Ric Vardel / Golan Kfir	P.O. #: Phone #: 949-382-9067

Sample Description	Date Sampled	Time Sampled	# of bottles	Required Tests	Sample Type	Matrix	Bottle Type	Preserve	Field Data (pH / Temperature) pH: Field Lab
INF	05/24/22	2359	1	TSS	Comp	AQ	1-Liter Plastic	4°C	
1	1	1	1	BOD	Comp	AQ	1-Liter Plastic	4°C	
Geotracker EDD: Logcode: IPCI Global ID: WDR100000359									

RECEIVED
MAY 25 2022
By

	Signature	Print Name (Company)	Date	Time
Relinquished by		Carlos Alvarez (IPC)	05/25/22	1150
Received by		Juan Devis (PCL)	05/25/22	12:44
Relinquished by		Juan Devis (PCL)	5/25/22	15:37
Received by				
Relinquished by				
Received in lab by		MAY 25 2022		1537

Sample Received Checklist

Temperature upon receipt: 4°C
# of bottles agrees with COC? Yes No
Samples intact? Yes No
Samples properly preserved? Yes No
Samples in holding time? Yes No

Compliance Monitor

Initial Flow _____
Final Flow _____

Sample Type
Grab
Comp

Matrix
AQ - Water
SO - Soil / Sludge
OT - Other

Bottle Type
P - Plastic
G - Amber Glass
VOA - 40 ml Vial
Coli - bacteria

Preservations
HC - HCl
HS - H_2SO_4
HN - HNO_3
HP - H_3PO_4
OH - NaOH
ST - Sodium Thiosulfate
AA - Ascorbic Acid
Al - $AlCl_3$
Cu - $CuSO_4$

Note: Samples are discarded 30 days after results are reported, unless other arrangements are made.

Rev 2 Effective 5/1/17

PAT-CHEM
LABORATORIES

QUALITY ANALYTICAL SERVICES SINCE 1987

1824 1st Street
San Fernando, CA 91340
(818) 639-5300 ph
(818) 639-5306 fx
pat-chem.com

Customer: **Integrated Performance Consultants, Inc.**
9297 Research Drive
Irvine CA, 92618

Attention: Ric Vardel
Report Date: 08-Jun-22 16:01
Subject: (MCC) Weekly INF

Project/P.O.#: (MCC) Weekly INF

Parameter	Method	QC Batch	RL	Prepared	Analyzed	Result	Notes
INF (Sample I.D.# : 22F0042-01) Collected: 31-May-22 By CA of IPC							
Physical Properties							
Total Suspended Solids	SM2540D	AF20638	1	06-Jun-22	07-Jun-22	**279 mg/l**	
Aggregate Organic Constituents							
Biochemical Oxygen Demand	SM 5210B	AF20306	2	03-Jun-22	08-Jun-22	**464 mg/l**	

Notes and Definitions

RL Reporting Limit - The lowest amount of a constituent that can be reliably quantified and reported.

Respectfully Submitted,

Stephen Sakai 6/8/2022
Lab Director

Pat-Chem Laboratories
1824 1st Street
San Fernando, CA 91340

CHAIN OF CUSTODY RECORD

Phone (818) 639-5300
Fax (818) 639-5306

Environmental Sample

Sample I.D.#: 22F0042

Customer: IPC - Integrated Performance Consultants, Inc.
Project: (MCC) Weekly INF
Address: 9297 Research Drive, Irvine CA 92618
Sampled by: Carlos Alvarez
Report Attention: Ric Vardel / Golan Kfir
P.O. #:
Phone #: 949-382-9067

Sample Description	Date Sampled	Time Sampled	# of bottles	Required Tests	Sample Type	Matrix	Bottle Type	Preserve	Field Data (pH / Temperature) pH: Field Lab
INF	05/31/22	2359	1	TSS	Comp	AQ	1-Liter Plastic	4°C	
			1	BOD	Comp	AQ	1-Liter Plastic	4°C	

RECEIVED
JUN 01 2022
By

Geotracker EDD:
Logcode: IPCI
Global ID: WDR100000359

	Signature	Print Name (Company)	Date	Time
Relinquished by		Carlos Alvarez (IPC)	06/01/22	1130
Received by		MARIO SANTIESTEBAN (PCL)	6/1/22	1244
Relinquished by		MARIO SANTIESTEBAN (PCL)	6/1/22	1428
Received by				
Relinquished by				
Received in lab by		JUN 01 2022		1428

Sample Received Checklist

Temperature upon receipt: 4°C 1428
# of bottles agrees with COC? Yes No
Samples intact? Yes No
Samples properly preserved? Yes No
Samples in holding time? Yes No

Compliance Monitor
Initial Flow _____
Final Flow _____

Sample Type
Grab
Comp

Matrix
AQ - Water
SO - Soil / Sludge
OT - Other

Bottle Type
P - Plastic
G - Amber Glass
VOA - 40 ml Vial
Coli - bacteria

Preservations
HC - HCl
HS - H_2SO_4
HN - HNO_3
HP - H_3PO_4
OH - NaOH
ST - Sodium Thiosulfate
AA - Ascorbic Acid
Al - $AlCl_3$
Cu - $CuSO_4$

Note: Samples are discarded 30 days after results are reported, unless other arrangements are made.

Rev 2 Effective 5/1/17

PAT-CHEM
LABORATORIES

QUALITY ANALYTICAL SERVICES SINCE 1987

1824 1st Street
San Fernando, CA 91340
(818) 639-5300 ph
(818) 639-5306 fx
pat-chem.com

Customer: **Integrated Performance Consultants, Inc.**
9297 Research Drive
Irvine CA, 92618

Attention: Ric Vardel
Report Date: 13-Jun-22 19:27
Subject: (MCC) Weekly INF

Project/P.O.#: (MCC) Weekly INF

Parameter	Method	QC Batch	RL	Prepared	Analyzed	Result	Notes
INF (Sample I.D.# : 22F0209-01) Collected: 08-Jun-22 By EM of IPC							
Physical Properties							
Total Suspended Solids	SM2540D	AF20914	1	09-Jun-22	10-Jun-22	**199 mg/l**	
Aggregate Organic Constituents							
Biochemical Oxygen Demand	SM 5210B	AF20831	2	08-Jun-22	13-Jun-22	**345 mg/l**	

Notes and Definitions

RL Reporting Limit - The lowest amount of a constituent that can be reliably quantified and reported.

Respectfully Submitted,

Stephen Sakai 6/13/2022
Lab Director

Pat-Chem Laboratories
1824 1st Street
San Fernando, CA 91340

CHAIN OF CUSTODY RECORD

Phone (818) 639-5300
Fax (818) 639-5306

Environmental Sample

Sample I.D.#: 22F0209

Customer: IPC - integrated Performance Consultants, Inc.		Project : (MCC) Weekly INF	
Address: 9297 Research Drive		Sampled by:	P.O. #:
Irvine CA 92618		Report Attention: Ric Vardel / Golan Kfir	Phone #: 949-382-9067

Sample Description	Date Sampled	Time Sampled	# of bottles	Required Tests	Sample Type	Matrix	Bottle Type	Preserve	Field Data (pH / Temperature) pH: Field Lab
INF	6-8-22	1105	1	TSS	Comp	AQ	1-Liter Plastic	4°C	
			1	BOD	Comp	AQ	1-Liter Plastic	4°C	
Geotracker EDD:									
Logcode: IPCI									
Global ID: WDR100000359									

RECEIVED
MAY 08 2022
By

	Signature	Print Name (Company)	Date	Time
Relinquished by		E. MORRIS IPC	6-8-22	1133
Received by		Juan Devis (PCL)	6-8-22	12:18
Relinquished by		Juan Devis (PCL)	6-8-22	16:20
Received by				
Relinquished by				
Received in lab by		MAY 08 2022		1620

Sample Received Checklist

Temperature upon receipt: 4°C
# of bottles agrees with COC? Yes No
Samples intact? Yes No
Samples properly preserved? Yes No
Samples in holding time? Yes No

Compliance Monitor

Initial Flow _____
Final Flow _____

Sample Type
Grab
Comp

Matrix
AQ - Water
SO - Soil / Sludge
OT - Other

Bottle Type
P - Plastic
G - Amber Glass
VOA - 40 ml Vial
Coli - bacteria

Preservations
HC - HCl
HS - H_2SO_4
HN - HNO_3
HP - H_3PO_4
OH - NaOH
ST - Sodium Thiosulfate
AA - Ascorbic Acid
Al - $AlCl_3$
Cu - $CuSO_4$

Note: Samples are discarded 30 days after results are reported, unless other arrangements are made.

Rev 2 Effective 5/1/17

PAT-CHEM
LABORATORIES

QUALITY ANALYTICAL SERVICES SINCE 1987

1824 1st Street
San Fernando, CA 91340
(818) 639-5300 ph
(818) 639-5306 fx
pat-chem.com

Customer: **Integrated Performance Consultants, Inc.**
9297 Research Drive
Irvine CA, 92618

Attention: Ric Vardel
Report Date: 21-Jun-22 11:22
Subject: (MCC) Weekly INF

Project/P.O.#: (MCC) Weekly INF

Parameter	Method	QC Batch	RL	Prepared	Analyzed	Result	Notes
INF (Sample I.D.# : 22F0411-01) Collected: 15-Jun-22 By EM of IPC							
Physical Properties							
Total Suspended Solids	SM2540D	AF21616	1	16-Jun-22	17-Jun-22	**255 mg/l**	
Aggregate Organic Constituents							
Biochemical Oxygen Demand	SM 5210B	AF21615	2	16-Jun-22	21-Jun-22	**512 mg/l**	B-01

Notes and Definitions

B-01 The sample dilutions set-up for the BOD analysis did not meet the oxygen depletion criteria of at least 2 mg/l dissolved oxygen depletion. Therefore the reported result is an estimated value only.

RL Reporting Limit - The lowest amount of a constituent that can be reliably quantified and reported.

Respectfully Submitted,

Stephen Sakai 6/21/2022
Lab Director

Pat-Chem Laboratories
1824 1st Street
San Fernando, CA 91340

CHAIN OF CUSTODY RECORD

Phone (818) 639-5300
Fax (818) 639-5306

Environmental Sample

Sample I.D.#: 22F0411

Customer: IPC - Integrated Performance Consultants, Inc.

Project: (MCC) Weekly INF

Address: 9297 Research Drive, Irvine CA 92618

Sampled by: emorris Ric Vardel / Golan Kfir

P.O. #:

Report Attention:

Phone #: 949-382-9067

Sample Description	Date Sampled	Time Sampled	# of bottles	Required Tests	Sample Type	Matrix	Bottle Type	Preserve	Field Data (pH / Temperature) pH: Field Lab
INF	6-14-22	1159 PM	1	TSS	Comp	AQ	1-Liter Plastic	4°C	
	"	"	1	BOD	Comp	AQ	1-Liter Plastic	4°C	

RECEIVED
JUN 15 2022
By Alex Kalb Jr.

Geotracker EDD:
Logcode: IPCI
Global ID: WDR100000359

Signature	Print Name (Company)	Date	Time
Relinquished by emorris	E. Morris IPC	6-15-22	1045
Received by	Juan Davis (PCL)	6-15-22	12:51
Relinquished by	Juan Davis (PCL)	6-15-22	17:00
Received by			
Relinquished by			
Received in lab by Alex Kalb Jr.	JUN 15 2022		1700

Sample Received Checklist

Temperature upon receipt: 4°C

# of bottles agrees with COC? Yes No

Samples intact? Yes No

Samples properly preserved? Yes No

Samples in holding time? Yes No

Compliance Monitor

Initial Flow _____

Final Flow _____

Sample Type
Grab
Comp

Matrix
AQ - Water
SO - Soil / Sludge
OT - Other

Bottle Type
P - Plastic
G - Amber Glass
VOA - 40 ml Vial
Coli - bacteria

Preservations
HC - HCl
HS - H_2SO_4
HN - HNO_3
HP - H_3PO_4
OH - NaOH
ST - Sodium Thiosulfate
AA - Ascorbic Acid
Al - $AlCl_3$
Cu - $CuSO_4$

Note: Samples are discarded 30 days after results are reported, unless other arrangements are made.

Rev 2 Effective 5/1/17

PAT-CHEM LABORATORIES
QUALITY ANALYTICAL SERVICES SINCE 1987
1824 1st Street
San Fernando, CA 91340
(818) 639-5300 ph
(818) 639-5306 fx
pat-chem.com

Customer: **Integrated Performance Consultants, Inc.**
9297 Research Drive
Irvine CA, 92618

Attention: Ric Vardel
Report Date: 28-Jun-22 14:59
Subject: (MCC) Weekly INF

Project/P.O.#: (MCC) Weekly INF

Parameter	Method	QC Batch	RL	Prepared	Analyzed	Result	Notes
INF (Sample I.D.# : 22F0615-01) Collected: 21-Jun-22 By EM of IPC							
Physical Properties							
Total Suspended Solids	SM2540D	AF22311	1	23-Jun-22	24-Jun-22	**167 mg/l**	
Aggregate Organic Constituents							
Biochemical Oxygen Demand	SM 5210B	AF22307	2	23-Jun-22	28-Jun-22	**612 mg/l**	B-01

Notes and Definitions

B-01 The sample dilutions set-up for the BOD analysis did not meet the oxygen depletion criteria of at least 2 mg/l dissolved oxygen depletion. Therefore the reported result is an estimated value only.

RL Reporting Limit - The lowest amount of a constituent that can be reliably quantified and reported.

Respectfully Submitted,

Stephen Sakai 6/28/2022
Lab Director

Pat-Chem Laboratories
1824 1st Street
San Fernando, CA 91340

CHAIN OF CUSTODY RECORD

Phone (818) 639-5300
Fax (818) 639-5306

Environmental Sample

Sample I.D.#: 22F0615

Customer: IPC - Integrated Performance Consultants, Inc.

Project: (MCC) Weekly INF

Address: 9297 Research Drive, Irvine CA 92618

Sampled by: Ric Vardel / Golan Kfir

Report Attention:

P.O. #:

Phone #: 949-382-9067

Sample Description	Date Sampled	Time Sampled	# of bottles	Required Tests	Sample Type	Matrix	Bottle Type	Preserve	Field Data (pH / Temperature) pH: Field Lab
INF	6-21-22	23:59	1	TSS	Comp	AQ	1-Liter Plastic	4°C	
	"	"	1	BOD	Comp	AQ	1-Liter Plastic	4°C	

RECEIVED
JUN 22 2022
By

Geotracker EDD:
Logcode: IPCI
Global ID: WDR100000359

	Signature	Print Name (Company)	Date	Time
Relinquished by		E. MORRIS IPC	6-22-22	1130
Received by		Juan Devis (PCL)	6-22-22	12:16
Relinquished by		Juan Devis (PCL)	6-22-22	15:54
Received by				
Relinquished by				
Received in lab by		JUN 22 2022		1550

Sample Received Checklist

Temperature upon receipt: 4°C

# of bottles agrees with COC? Yes No

Samples intact? Yes No

Samples properly preserved? Yes No

Samples in holding time? Yes No

Compliance Monitor

Initial Flow _____

Final Flow _____

Sample Type
Grab
Comp

Matrix
AQ - Water
SO - Soil / Sludge
OT - Other

Bottle Type
P - Plastic
G - Amber Glass
VOA - 40 ml Vial
Coli - bacteria

Preservations
HC - HCl
HS - H_2SO_4
HN - HNO_3
HP - H_3PO_4
OH - NaOH
ST - Sodium Thiosulfate
AA - Ascorbic Acid
Al - $AlCl_3$
Cu - $CuSO_4$

Note: Samples are discarded 30 days after results are reported, unless other arrangements are made.

Rev 2 Effective 5/1/17

PAT-CHEM
LABORATORIES

QUALITY ANALYTICAL SERVICES SINCE 1987

1824 1st Street
San Fernando, CA 91340
(818) 639-5300 ph
(818) 639-5306 fx
pat-chem.com

Customer: **Integrated Performance Consultants, Inc.**
9297 Research Drive
Irvine CA, 92618

Attention: Ric Vardel
Report Date: 06-Jul-22 11:30
Subject: (MCC) Weekly INF

Project/P.O.#: (MCC) Weekly INF

Parameter	Method	QC Batch	RL	Prepared	Analyzed	Result	Notes
INF (Sample I.D.# : 22F0770-01) Collected: 28-Jun-22 By EM of IPC							
Physical Properties							
Total Suspended Solids	SM2540D	AF23015	1	30-Jun-22	01-Jul-22	**281 mg/l**	
Aggregate Organic Constituents							
Biochemical Oxygen Demand	SM 5210B	AF23005	2	30-Jun-22	05-Jul-22	**488 mg/l**	

Notes and Definitions

RL Reporting Limit - The lowest amount of a constituent that can be reliably quantified and reported.

Respectfully Submitted,

Stephen Sakai 7/6/2022
Lab Director

Pat-Chem Laboratories
1824 1st Street
San Fernando, CA 91340

CHAIN OF CUSTODY RECORD

Phone (818) 639-5300
Fax (818) 639-5306

Environmental Sample

Sample I.D.#: 22F0778

Customer: IPC - Integrated Performance Consultants, Inc.

Project : (MCC) Weekly INF

Address: 9297 Research Drive, Irvine CA 92618

Sampled by: E. Morris

Report Attention: Ric Vardel / Golan Kfir

P.O. #:

Phone #: 949-382-9067

Sample Description	Date Sampled	Time Sampled	# of bottles	Required Tests	Sample Type	Matrix	Bottle Type	Preserve	Field Data (pH / Temperature) pH: Field Lab
INF	6-28-22	23:59	1	TSS	Comp	AQ	1-Liter Plastic	4°C	
	"	"	1	BOD	Comp	AQ	1-Liter Plastic	4°C	

RECEIVED
JUN 29 2022
By

Geotracker EDD:
Logcode: IPCI
Global ID: WDR100000359

Signature	Print Name	(Company)	Date	Time
Relinquished by: E. Morris	E. Morris	IPC	6-29-22	1144
Received by:	Juan Davis	(PCL)	6-29-22	12:03
Relinquished by:	Juan Davis	(PCL)	6-29-22	14:45
Received by:				
Relinquished by:				
Received in lab by:			JUN 29 2022	1445

Sample Received Checklist

Temperature upon receipt: 4°C

# of bottles agrees with COC? Yes No

Samples intact? Yes No

Samples properly preserved? Yes No

Samples in holding time? Yes No

Compliance Monitor

Initial Flow _____

Final Flow _____

Sample Type
Grab
Comp

Matrix
AQ - Water
SO -Soil / Sludge
OT - Other

Bottle Type
P - Plastic
G - Amber Glass
VOA - 40 ml Vial
Coli - bacteria

Preservations
HC - HCl
HS - H_2SO_4
HN - HNO_3
HP - H_3PO_4
OH - NaOH
ST - Sodium Thiosulfate
AA - Ascorbic Acid
Al - $AlCl_3$
Cu -$CuSO_4$

Note: Samples are discarded 30 days after results are reported, unless other arrangements are made.

Rev 2 Effective 5/1/17

PAT-CHEM LABORATORIES
QUALITY ANALYTICAL SERVICES SINCE 1987
1824 1st Street
San Fernando, CA 91340
(818) 639-5300 ph
(818) 639-5306 fx
pat-chem.com

Customer: **Integrated Performance Consultants, Inc.**
9297 Research Drive
Irvine CA, 92618

Attention: Ric Vardel
Report Date: 23-Apr-22 11:52
Subject: (MCC) Monthly EFF

Project/P.O.#: (MCC) Monthly EFF

Parameter	Method	QC Batch	RL	Prepared	Analyzed	Result	Notes
EFF (Sample I.D.# : 22D0225-01) Collected: 06-Apr-22 By C.A of IPC							
Physical Properties							
Total Dissolved Solids	SM 2540C	AD20714	5	07-Apr-22	08-Apr-22	**1012 mg/l**	
Inorganic Constituents							
Chloride	EPA 300.0	AD21333	20.0	13-Apr-22	13-Apr-22	**205 mg/l**	
Sulfate as SO4	EPA 300.0	AD21333	10.0	13-Apr-22	13-Apr-22	**278 mg/l**	
Boron	EPA 200.7	AD20804	0.10	08-Apr-22	11-Apr-22	**0.16 mg/l**	
Phosphorus, Total as P	EPA 365.3	AD20817	0.05	08-Apr-22	11-Apr-22	**0.25 mg/l**	
Aggregate Organic Constituents							
MBAS	SM 5540 C	AD20620	0.20	07-Apr-22	07-Apr-22	**<0.20 mg/l**	
Oil & Grease (HEM)	EPA 1664A	AD22210	5	22-Apr-22	23-Apr-22	**<5 mg/l**	

Notes and Definitions

RL Reporting Limit - The lowest amount of a constituent that can be reliably quantified and reported.

Respectfully Submitted,

Stephen Sakai 4/23/2022
Lab Director

Pat-Chem Laboratories
1824 1st Street
San Fernando, CA 91340

CHAIN OF CUSTODY RECORD

Phone (818) 639-5300
Fax (818) 639-5306

Environmental Sample

Sample I.D.#: 22D0225

Customer:	IPC - Integrated Performance Consultants, Inc.	Project :	(MCC) Monthly - EFF
Address:	9297 Research Drive Irvine CA 92618	Sampled by:	Carlos Alvarez
		Report Attention:	Ric Vardel / Golan Kfir
		P.O. #:	
		Phone #:	949-382-9067

Sample Description	Date Sampled	Time Sampled	# of bottles	Required Tests	Sample Type	Matrix	Bottle Type	Preserve	Field Data (pH / Temperature) pH: Field Lab
EFF	04/06/22	1147	1	SO4,Cl,TDS	Grab	AQ	1/2gal Plastic	4°C	
			1	MBAS	Grab	AQ	500ml Plastic	4°C	
			1	Oil & Grease	Grab	AQ	1-Liter Amber	4°C, HCl	
			1	Boron	Grab	AQ	250ml Plastic	4°C, HNO	
			1	T.Phos	Grab	AQ	500ml Plastic	4°C	

RECEIVED
APR 06 2022
By

Geotracker EDD:
Logcode: IPCI
Global ID: WDR100000359

	Signature	Print Name (Company)	Date	Time
Relinquished by		Carlos Alvarez (IPC)	04/06/22	1150
Received by		Cincelin	4-6-22	1330
Relinquished by		Cindy Martinez	4-6-22	1450
Received by				
Relinquished by				
Received in lab by		APR 06 2022		1450

Sample Received Checklist

Temperature upon receipt: 4°C
# of bottles agrees with COC? Yes No
Samples intact? Yes No
Samples properly preserved? Yes No
Samples in holding time? Yes No

Compliance Monitor

Initial Flow _____
Final Flow _____

Sample Type
Grab
Comp

Matrix
AQ - Water
SO -Soil / Sludge
OT - Other

Bottle Type
P - Plastic
G - Amber Glass
VOA - 40 ml Vial
Coli - bacteria

Preservations
HC - HCl
HS - H_2SO_4
HN - HNO_3
HP - H_3PO_4
OH - NaOH
ST - Sodium Thiosulfate
AA - Ascorbic Acid
Al - $AlCl_3$
Cu -$CuSO_4$

Note: Samples are discarded 30 days after results are reported, unless other arrangements are made.

Rev 2 Effective 5/1/17

PAT-CHEM LABORATORIES
QUALITY ANALYTICAL SERVICES SINCE 1987
1824 1st Street
San Fernando, CA 91340
(818) 639-5300 ph
(818) 639-5306 fx
pat-chem.com

Customer: **Integrated Performance Consultants, Inc.**
9297 Research Drive
Irvine CA, 92618

Attention: Ric Vardel
Report Date: 19-May-22 13:37
Subject: (MCC) Monthly EFF

Project/P.O.#: (MCC) Monthly EFF

Parameter	Method	QC Batch	RL	Prepared	Analyzed	Result	Notes
EFF (Sample I.D.# : 22E0252-01) Collected: 10-May-22 By KV of IPC							
Physical Properties							
Total Dissolved Solids	SM 2540C	AE21041	5	10-May-22	12-May-22	**952 mg/l**	
Inorganic Constituents							
Chloride	EPA 300.0	AE21730	25.0	17-May-22	18-May-22	**176 mg/l**	
Sulfate as SO4	EPA 300.0	AE21730	12.5	17-May-22	18-May-22	**257 mg/l**	
Boron	EPA 200.7	AE21127	0.10	12-May-22	16-May-22	**0.23 mg/l**	
Phosphorus, Total as P	EPA 365.3	AE21137	0.05	11-May-22	11-May-22	**0.11 mg/l**	
Aggregate Organic Constituents							
MBAS	SM 5540 C	AE21038	0.20	10-May-22	10-May-22	**<0.20 mg/l**	
Oil & Grease (HEM)	EPA 1664A	AE21136	5	11-May-22	17-May-22	**<5 mg/l**	

Notes and Definitions

RL Reporting Limit - The lowest amount of a constituent that can be reliably quantified and reported.

Respectfully Submitted,

Stephen Sakai 5/19/2022
Lab Director

Pat-Chem Laboratories
1824 1st Street
San Fernando, CA 91340

CHAIN OF CUSTODY RECORD

Phone (818) 639-5300
Fax (818) 639-5306

Environmental Sample

Sample I.D.#: 22E0252

Customer:	IPC - Integrated Performance Consultants, Inc.	Project :	(MCC) Monthly - EFF
Address:	9297 Research Drive Irvine CA 92618	Sampled by: Kyle Vardel Report Attention: Ric Vardel / Golan Kfir	P.O. #: Phone #: 949-382-9067

Sample Description	Date Sampled	Time Sampled	# of bottles	Required Tests	Sample Type	Matrix	Bottle Type	Preserve	Field Data (pH / Temperature) pH: Field Lab
EFF	5/10/22	1130	1	SO4,Cl,TDS	Grab	AQ	1/2gal Plastic	4°C	
	"	"	1	MBAS	Grab	AQ	500ml Plastic	4°C	
	"	"	1	Oil & Grease	Grab	AQ	1-Liter Amber	4°C, HCl	
	"	"	1	Boron	Grab	AQ	250ml Plastic	4°C, HNO	
	"	"	1	T.Phos	Grab	AQ	500ml Plastic	4°C	
Geotracker EDD:									
Logcode: IPCI Global ID: WDR100000359									

RECEIVED
MAY 10 2022
By

Signature	Print Name (Company)	Date	Time
Relinquished by	Kyle Vardel (IPC)	5/10/22	1150
Received by	MARIO SANTIESTEBAN (PCL)	5/10/22	1306
Relinquished by	MARIO SANTIESTEBAN (PCL)	5/10/22	1455
Received by			
Relinquished by			
Received by	(PCL)	5/10/22	1455

Sample Received Checklist

Temperature upon receipt: 4°C

# of bottles agrees with COC? Yes No

Samples intact? Yes No

Samples properly preserved? Yes No

Samples in holding time? Yes No

Compliance Monitor

Initial Flow _____

Final Flow _____

Sample Type
Grab
Comp

Matrix
AQ - Water
SO - Soil / Sludge
OT - Other

Bottle Type
P - Plastic
G - Amber Glass
VOA - 40 ml Vial
Coli - bacteria

Preservations
HC - HCl
HS - H_2SO_4
HN - HNO_3
HP - H_3PO_4
OH - NaOH
ST - Sodium Thiosulfate
AA - Ascorbic Acid
Al - $AlCl_3$
Cu - $CuSO_4$

Note: Samples are discarded 30 days after results are reported, unless other arrangements are made.

Rev 2 Effective 5/1/17

PAT-CHEM LABORATORIES
QUALITY ANALYTICAL SERVICES SINCE 1987
1824 1st Street
San Fernando, CA 91340
(818) 639-5300 ph
(818) 639-5306 fx
pat-chem.com

Customer: **Integrated Performance Consultants, Inc.**
9297 Research Drive
Irvine CA, 92618

Attention: Ric Vardel
Report Date: 23-Jun-22 11:52
Subject: (MCC) Monthly EFF

Project/P.O.#: (MCC) Monthly EFF

Parameter	Method	QC Batch	RL	Prepared	Analyzed	Result	Notes
EFF (Sample I.D.# : 22F0357-01) Collected: 14-Jun-22 By MA of IPC							
Physical Properties							
Total Dissolved Solids	SM 2540C	AF21618	5	16-Jun-22	20-Jun-22	**928 mg/l**	
Inorganic Constituents							
Chloride	EPA 300.0	AF21708	20.0	17-Jun-22	17-Jun-22	**191 mg/l**	
Sulfate as SO4	EPA 300.0	AF21708	10.0	17-Jun-22	17-Jun-22	**253 mg/l**	
Boron	EPA 200.7	AF21539	0.10	15-Jun-22	17-Jun-22	**0.20 mg/l**	
Phosphorus, Total as P	EPA 365.3	AF22232	0.05	22-Jun-22	23-Jun-22	**0.25 mg/l**	
Aggregate Organic Constituents							
MBAS	SM 5540 C	AF21536	0.20	15-Jun-22	15-Jun-22	**0.36 mg/l**	
Oil & Grease (HEM)	EPA 1664A	AF22138	5	21-Jun-22	21-Jun-22	**<5 mg/l**	

Notes and Definitions

RL Reporting Limit - The lowest amount of a constituent that can be reliably quantified and reported.

Respectfully Submitted,

Stephen Sakai 6/23/2022
Lab Director

Pat-Chem Laboratories
1824 1st Street
San Fernando, CA 91340

CHAIN OF CUSTODY RECORD

Phone (818) 639-5300
Fax (818) 639-5306

Environmental Sample

Sample I.D.#: 22F0357

Customer: IPC - Integrated Performance Consultants, Inc
Project: (MCC) Monthly - EFF
Address: 9297 Research Drive, Irvine CA 92618
Sampled by: Mario Aguirre
Report Attention: Ric Vardel / Golan Kfir
P.O. #:
Phone #: 949-382-9067

Sample Description	Date Sampled	Time Sampled	# of bottles	Required Tests	Sample Type	Matrix	Bottle Type	Preserve	Field Data (pH / Temperature) pH: Field Lab
EFF	6/14/22	11:30	1	SO4,Cl,TDS	Grab	AQ	1/2gal Plastic	4°C	
			1	MBAS	Grab	AQ	500ml Plastic	4°C	
			1	Oil & Grease	Grab	AQ	1-Liter Amber	4°C, HCl	
			1	Boron	Grab	AQ	250ml Plastic	4°C, HNO	
			1	T.Phos	Grab	AQ	500ml Plastic	4°C	

RECEIVED JUN 14 2022 By

Geotracker EDD:
Logcode: IPCI
Global ID: WDR100000359

	Signature	Print Name (Company)	Date	Time
Relinquished by		Mario Aguirre (IPC)	6/14/22	11:42
Received by		Juan Devis (PCL)	6/14/22	13:52
Relinquished by		Juan Devis (PCL)	6/14/22	17:30
Received by				
Relinquished by				
Received in lab by		JUN 14 2022		17:30

Sample Received Checklist

Temperature upon receipt: 4°C
# of bottles agrees with COC? Yes No
Samples intact? Yes No
Samples properly preserved? Yes No
Samples in holding time? Yes No

Compliance Monitor

Initial Flow _____
Final Flow _____

Sample Type
Grab
Comp

Matrix
AQ - Water
SO - Soil / Sludge
OT - Other

Bottle Type
P - Plastic
G - Amber Glass
VOA - 40 ml Vial
Coli - bacteria

Preservations
HC - HCl
HS - H_2SO_4
HN - HNO_3
HP - H_3PO_4
OH - NaOH
ST - Sodium Thiosulfate
AA - Ascorbic Acid
Al - $AlCl_3$
Cu - $CuSO_4$

Note: Samples are discarded 30 days after results are reported, unless other arrangements are made.

Rev 2 Effective 5/1/17

PAT-CHEM LABORATORIES
QUALITY ANALYTICAL SERVICES SINCE 1987
1824 1st Street
San Fernando, CA 91340
(818) 639-5300 ph
(818) 639-5306 fx
pat-chem.com

Customer: **Integrated Performance Consultants, Inc.**
9297 Research Drive
Irvine CA, 92618

Attention: Ric Vardel
Report Date: 15-Jul-22 14:52
Subject: (MCC) Quarterly EFF

Project/P.O.#: (MCC) Quarterly EFF

EFF (Sample I.D.# : 22D0397-01) Collected: 13-Apr-22 By MA of IPC

Parameter	Method	QC Batch	RL	Prepared	Analyzed	Result	Notes
Physical Properties							
Total Alkalinity	SM 2320B	AD21821	1	18-Apr-22	18-Apr-22	**206 mg/l**	
Carbonate Alkalinity	SM 2320B	AD21821	1	18-Apr-22	18-Apr-22	**<1 mg/l**	
Bicarbonate Alkalinity	SM 2320B	AD21821	1	18-Apr-22	18-Apr-22	**206 mg/l**	
Hydroxide Alkalinity	SM 2320B	AD21821	1	18-Apr-22	18-Apr-22	**<1 mg/l**	
Color	SM 2120 C	AD21506	5.0	15-Apr-22	15-Apr-22	**23.8 CU**	
Specific Conductance (EC)	SM 2510B	AE20327	0.1	03-May-22	08-May-22	**1540 uS/cm**	
Odor	SM 2150B	AD21507	1	15-Apr-22	15-Apr-22	**1 T.O.N.**	<
Inorganic Constituents							
Silver	EPA 200.8	AD21225	0.2	13-Apr-22	14-Apr-22	**<0.2 ug/l**	
Aluminum	EPA 200.8	AD21225	5.0	13-Apr-22	14-Apr-22	**50 ug/l**	
Fluoride	EPA 300.0	AD22531	0.10	25-Apr-22	25-Apr-22	**0.70 mg/l**	
Arsenic	EPA 200.8	AD21225	0.2	13-Apr-22	14-Apr-22	**0.8 ug/l**	
Barium	EPA 200.8	AD21225	0.5	13-Apr-22	14-Apr-22	**68 ug/l**	
Beryllium	EPA 200.8	AD21225	0.2	13-Apr-22	14-Apr-22	**<0.2 ug/l**	
Calcium	EPA 200.7	AD21414	0.10	14-Apr-22	14-Apr-22	**70.7 mg/l**	
Cadmium	EPA 200.8	AD21225	0.2	13-Apr-22	14-Apr-22	**<0.2 ug/l**	
Chromium - Total	EPA 200.8	AD21225	0.2	13-Apr-22	14-Apr-22	**2.7 ug/l**	
Copper	EPA 200.8	AD21225	0.2	13-Apr-22	14-Apr-22	**1.1 ug/l**	
Cyanide (total)	SM 4500-CN-E	AD21417	0.0040	14-Apr-22	14-Apr-22	**<0.0040 mg/l**	
Iron	EPA 200.7	AD21414	0.02	14-Apr-22	14-Apr-22	**0.09 mg/l**	
Mercury	EPA 245.1	AD21618	0.20	21-Apr-22	21-Apr-22	**<0.20 ug/l**	
Magnesium	EPA 200.7	AD21414	0.10	14-Apr-22	14-Apr-22	**33.4 mg/l**	
Manganese	EPA 200.8	AD21225	0.5	13-Apr-22	14-Apr-22	**66 ug/l**	
Nickel	EPA 200.8	AD21225	0.5	13-Apr-22	14-Apr-22	**4.4 ug/l**	
Lead	EPA 200.8	AD21225	0.2	13-Apr-22	14-Apr-22	**<0.2 ug/l**	
pH	SM 4500H-B	AD21509	0.1	13-Apr-22	13-Apr-22	**7.5 pH Units**	A-01

Respectfully Submitted,

Stephen Sakai 7/15/2022
Lab Director

PAT-CHEM LABORATORIES
QUALITY ANALYTICAL SERVICES SINCE 1987
1824 1st Street
San Fernando, CA 91340
(818) 639-5300 ph
(818) 639-5306 fx
pat-chem.com

Customer: **Integrated Performance Consultants, Inc.**
9297 Research Drive
Irvine CA, 92618

Attention: Ric Vardel
Report Date: 15-Jul-22 14:52
Subject: (MCC) Quarterly EFF

Project/P.O.#: (MCC) Quarterly EFF

Parameter	Method	QC Batch	RL	Prepared	Analyzed	Result	Notes
EFF (Sample I.D.# : 22D0397-01) Collected: 13-Apr-22 By MA of IPC							
Inorganic Constituents							
Antimony	EPA 200.8	AD21225	1.0	13-Apr-22	14-Apr-22	**1.2 ug/l**	
Selenium	EPA 200.8	AD21225	2.0	13-Apr-22	14-Apr-22	**<2.0 ug/l**	
Thallium	EPA 200.8	AD21225	1.0	13-Apr-22	14-Apr-22	**<1.0 ug/l**	
Uranium	EPA 200.8	AD21225	0.7	13-Apr-22	14-Apr-22	**1.5 pCi/L**	
Zinc	EPA 200.8	AD21225	1.0	13-Apr-22	14-Apr-22	**18 ug/l**	
Aggregate Organic Constituents							
MBAS	SM 5540 C	AD21409	0.20	14-Apr-22	14-Apr-22	**<0.20 mg/l**	
Volatile Organic Chemicals (VOCs)							
Benzene	EPA 524.2	AD22736	0.5	27-Apr-22	27-Apr-22	**<0.5 ug/l**	
Carbon tetrachloride	EPA 524.2	AD22736	0.5	27-Apr-22	27-Apr-22	**<0.5 ug/l**	
1,2-Dichlorobenzene	EPA 524.2	AD22736	0.5	27-Apr-22	27-Apr-22	**<0.5 ug/l**	
1,4-Dichlorobenzene	EPA 524.2	AD22736	0.5	27-Apr-22	27-Apr-22	**<0.5 ug/l**	
1,1-Dichloroethane	EPA 524.2	AD22736	0.5	27-Apr-22	27-Apr-22	**<0.5 ug/l**	
1,2-Dichloroethane	EPA 524.2	AD22736	0.5	27-Apr-22	27-Apr-22	**<0.5 ug/l**	
1,1-Dichloroethylene	EPA 524.2	AD22736	0.5	27-Apr-22	27-Apr-22	**<0.5 ug/l**	
cis-1,2-Dichloroethylene	EPA 524.2	AD22736	0.5	27-Apr-22	27-Apr-22	**<0.5 ug/l**	
trans-1,2-Dichloroethylene	EPA 524.2	AD22736	0.5	27-Apr-22	27-Apr-22	**<0.5 ug/l**	
Methylene chloride (Dichloromethane)	EPA 524.2	AD22736	0.5	27-Apr-22	27-Apr-22	**<0.5 ug/l**	
1,2-Dichloropropane	EPA 524.2	AD22736	0.5	27-Apr-22	27-Apr-22	**<0.5 ug/l**	
cis-1,3-Dichloropropene	EPA 524.2	AD22736	0.5	27-Apr-22	27-Apr-22	**<0.5 ug/l**	
trans-1,3-Dichloropropene	EPA 524.2	AD22736	0.5	27-Apr-22	27-Apr-22	**<0.5 ug/l**	
Ethylbenzene	EPA 524.2	AD22736	0.5	27-Apr-22	27-Apr-22	**<0.5 ug/l**	
Methyl tert-butyl ether	EPA 524.2	AD22736	0.5	27-Apr-22	27-Apr-22	**<0.5 ug/l**	
Chlorobenzene	EPA 524.2	AD22736	0.5	27-Apr-22	27-Apr-22	**<0.5 ug/l**	
Styrene	EPA 524.2	AD22736	0.5	27-Apr-22	27-Apr-22	**<0.5 ug/l**	
1,1,2,2-Tetrachloroethane	EPA 524.2	AD22736	0.5	27-Apr-22	27-Apr-22	**<0.5 ug/l**	

Respectfully Submitted,

Stephen Sakai 7/15/2022
Lab Director

PAT-CHEM LABORATORIES
QUALITY ANALYTICAL SERVICES SINCE 1987
1824 1st Street
San Fernando, CA 91340
(818) 639-5300 ph
(818) 639-5306 fx
pat-chem.com

Customer: **Integrated Performance Consultants, Inc.**
9297 Research Drive
Irvine CA, 92618

Attention: Ric Vardel
Report Date: 15-Jul-22 14:52
Subject: (MCC) Quarterly EFF

Project/P.O.#: (MCC) Quarterly EFF

Parameter	Method	QC Batch	RL	Prepared	Analyzed	Result	Notes
EFF (Sample I.D.# : 22D0397-01) Collected: 13-Apr-22 By MA of IPC							
Volatile Organic Chemicals (VOCs)							
Tetrachloroethylene	EPA 524.2	AD22736	0.5	27-Apr-22	27-Apr-22	**<0.5 ug/l**	
Toluene	EPA 524.2	AD22736	0.5	27-Apr-22	27-Apr-22	**<0.5 ug/l**	
1,2,4-Trichlorobenzene	EPA 524.2	AD22736	0.5	27-Apr-22	27-Apr-22	**<0.5 ug/l**	
1,1,1-Trichloroethane	EPA 524.2	AD22736	0.5	27-Apr-22	27-Apr-22	**<0.5 ug/l**	
1,1,2-Trichloroethane	EPA 524.2	AD22736	0.5	27-Apr-22	27-Apr-22	**<0.5 ug/l**	
Trichloroethylene	EPA 524.2	AD22736	0.5	27-Apr-22	27-Apr-22	**<0.5 ug/l**	
Trichlorofluoromethane (Freon 11)	EPA 524.2	AD22736	0.5	27-Apr-22	27-Apr-22	**<0.5 ug/l**	
1,1,2-Trichloro-1,2,2-trifluoroethane	EPA 524.2	AD22736	0.5	27-Apr-22	27-Apr-22	**<0.5 ug/l**	
Vinyl chloride	EPA 524.2	AD22736	0.5	27-Apr-22	27-Apr-22	**<0.5 ug/l**	
m,p-Xylene	EPA 524.2	AD22736	0.5	27-Apr-22	27-Apr-22	**<0.5 ug/l**	
o-Xylene	EPA 524.2	AD22736	0.5	27-Apr-22	27-Apr-22	**<0.5 ug/l**	
Bromodichloromethane	EPA 524.2	AD22736	0.5	27-Apr-22	27-Apr-22	**<0.5 ug/l**	
Bromoform	EPA 524.2	AD22736	0.5	27-Apr-22	27-Apr-22	**<0.5 ug/l**	
Chloroform	EPA 524.2	AD22736	0.5	27-Apr-22	27-Apr-22	**10.2 ug/l**	
Dibromochloromethane	EPA 524.2	AD22736	0.5	27-Apr-22	27-Apr-22	**<0.5 ug/l**	
Surrogate: Bromofluorobenzene	EPA 524.2	AD22736		27-Apr-22	27-Apr-22	*108 % (80-120)*	
Surrogate: Dibromofluoromethane	EPA 524.2	AD22736		27-Apr-22	27-Apr-22	*118 % (80-120)*	
Surrogate: Toluene-d8	EPA 524.2	AD22736		27-Apr-22	27-Apr-22	*106 % (80-120)*	
Disinfection Byproducts							
Monochloroacetic Acid	EPA 552.2	AD22731	1.00	27-Apr-22	23-May-22	**1.73 ug/l**	
Dichloroacetic Acid	EPA 552.2	AD22731	1.00	27-Apr-22	23-May-22	**10.2 ug/l**	
Trichloroacetic Acid	EPA 552.2	AD22731	1.00	27-Apr-22	23-May-22	**4.62 ug/l**	
Monobromoacetic Acid	EPA 552.2	AD22731	1.00	27-Apr-22	23-May-22	**1.00 ug/l**	
Dibromoacetic Acid	EPA 552.2	AD22731	1.00	27-Apr-22	23-May-22	**<1.00 ug/l**	
Surrogate: 2,3-Dibromopropionic Acid	EPA 552.2	AD22731		27-Apr-22	23-May-22	*77.2 % (60-140)*	
Bromate	EPA 300.1	AD22622	50.0	26-Apr-22	27-Apr-22	**664 ug/l**	
Chlorite	EPA 300.1	AD22622	20.0	26-Apr-22	27-Apr-22	**123 ug/l**	

Respectfully Submitted,

Stephen Sakai 7/15/2022
Lab Director

PAT-CHEM LABORATORIES
QUALITY ANALYTICAL SERVICES SINCE 1987
1824 1st Street
San Fernando, CA 91340
(818) 639-5300 ph
(818) 639-5306 fx
pat-chem.com

Customer: **Integrated Performance Consultants, Inc.**
9297 Research Drive
Irvine CA, 92618

Attention: Ric Vardel
Report Date: 15-Jul-22 14:52
Subject: (MCC) Quarterly EFF

Project/P.O.#: (MCC) Quarterly EFF

Parameter	Method	QC Batch	RL	Prepared	Analyzed	Result	Notes
EFF (Sample I.D.# : 22D0397-01) Collected: 13-Apr-22 By MA of IPC							
Disinfection Byproducts							
Haloacetic Acids (HAA5)	[CALC]	[CALC]	1.00	27-Apr-22	23-May-22	**17.6 ug/l**	
Total Trihalomethanes	[CALC]	[CALC]	2.00	27-Apr-22	27-Apr-22	**10.2 ug/l**	
Synthetic Organic Chemicals (SOCs)							
1,2-Dibromo-3-Chloropropane (DBCP)	EPA 504.1	AD22741	0.010	27-Apr-22	28-Apr-22	**<0.010 ug/l**	
Ethylene Dibromide (EDB)	EPA 504.1	AD22741	0.020	27-Apr-22	28-Apr-22	**<0.020 ug/l**	
Di(2-ethylhexyl)adipate	EPA 506	AD22623	2.0	26-Apr-22	06-Jun-22	**<2.0 ug/l**	
Di(2-ethylhexyl)phthalate	EPA 506	AD22623	2.0	26-Apr-22	06-Jun-22	**<2.0 ug/l**	
Surrogate: o-Terphenyl	EPA 506	AD22623		26-Apr-22	06-Jun-22	*65.4 % (50-120)*	
Alachlor	EPA 507	AD22106	0.2	21-Apr-22	24-May-22	**<0.2 ug/l**	
Atrazine	EPA 507	AD22106	0.2	21-Apr-22	24-May-22	**<0.2 ug/l**	
Molinate	EPA 507	AD22106	0.2	21-Apr-22	24-May-22	**<0.2 ug/l**	
Simazine	EPA 507	AD22106	0.2	21-Apr-22	24-May-22	**<0.2 ug/l**	
Thiobencarb (Bolero)	EPA 507	AD22106	0.2	21-Apr-22	24-May-22	**<0.2 ug/l**	
Surrogate: 1,3-Dimethyl-2-nitrobenzene	EPA 507	AD22106		21-Apr-22	24-May-22	*76.1 % (40-120)*	
Chlordane	EPA 508	AD22105	0.1	21-Apr-22	03-May-22	**<0.1 ug/l**	
Endrin	EPA 508	AD22105	0.01	21-Apr-22	03-May-22	**<0.01 ug/l**	
Heptachlor	EPA 508	AD22105	0.01	21-Apr-22	03-May-22	**<0.01 ug/l**	
Heptachlor Epoxide	EPA 508	AD22105	0.01	21-Apr-22	03-May-22	**<0.01 ug/l**	
Hexachlorobenzene	EPA 508	AD22105	0.01	21-Apr-22	03-May-22	**<0.01 ug/l**	
Hexachlorocyclopentadiene	EPA 508	AD22105	0.01	21-Apr-22	03-May-22	**<0.01 ug/l**	
gamma-BHC (Lindane)	EPA 508	AD22105	0.01	21-Apr-22	03-May-22	**<0.01 ug/l**	
Methoxychlor	EPA 508	AD22105	0.05	21-Apr-22	03-May-22	**<0.05 ug/l**	
Aroclor 1016 (PCB)	EPA 508	AD22105	0.1	21-Apr-22	03-May-22	**<0.1 ug/l**	
Aroclor 1221 (PCB)	EPA 508	AD22105	0.1	21-Apr-22	03-May-22	**<0.1 ug/l**	
Aroclor 1232 (PCB)	EPA 508	AD22105	0.1	21-Apr-22	03-May-22	**<0.1 ug/l**	
Aroclor 1242 (PCB)	EPA 508	AD22105	0.1	21-Apr-22	03-May-22	**<0.1 ug/l**	

Respectfully Submitted,

Stephen Sakai 7/15/2022
Lab Director

PAT-CHEM LABORATORIES
QUALITY ANALYTICAL SERVICES SINCE 1987
1824 1st Street
San Fernando, CA 91340
(818) 639-5300 ph
(818) 639-5306 fx
pat-chem.com

Customer: **Integrated Performance Consultants, Inc.**
9297 Research Drive
Irvine CA, 92618

Attention: Ric Vardel
Report Date: 15-Jul-22 14:52
Subject: (MCC) Quarterly EFF

Project/P.O.#: (MCC) Quarterly EFF

Parameter	Method	QC Batch	RL	Prepared	Analyzed	Result	Notes
EFF (Sample I.D.# : 22D0397-01) Collected: 13-Apr-22 By MA of IPC							
Synthetic Organic Chemicals (SOCs)							
Aroclor 1248 (PCB)	EPA 508	AD22105	0.1	21-Apr-22	03-May-22	**<0.1 ug/l**	
Aroclor 1254 (PCB)	EPA 508	AD22105	0.1	21-Apr-22	03-May-22	**<0.1 ug/l**	
Aroclor 1260 (PCB)	EPA 508	AD22105	0.1	21-Apr-22	03-May-22	**<0.1 ug/l**	
Total PCBs	EPA 508	AD22105	0.1	21-Apr-22	03-May-22	**<0.1 ug/l**	
Toxaphene	EPA 508	AD22105	0.1	21-Apr-22	03-May-22	**<0.1 ug/l**	
Surrogate: Tetrachloro-m-xylene	EPA 508	AD22105		21-Apr-22	03-May-22	*63.0 % (50-120)*	
Surrogate: Decachlorobiphenyl	EPA 508	AD22105		21-Apr-22	03-May-22	*77.5 % (50-120)*	
Bentazon	EPA 515.1	AD22730	1.0	27-Apr-22	31-May-22	**<1.0 ug/l**	
2,4-D	EPA 515.1	AD22730	1.0	27-Apr-22	31-May-22	**<1.0 ug/l**	
Dalapon	EPA 515.1	AD22730	5.0	27-Apr-22	31-May-22	**<5.0 ug/l**	
Dinoseb	EPA 515.1	AD22730	1.0	27-Apr-22	31-May-22	**2.8 ug/l**	
Pentachlorophenol (PCP)	EPA 515.1	AD22730	0.1	27-Apr-22	31-May-22	**<0.1 ug/l**	
Picloram	EPA 515.1	AD22730	1.0	27-Apr-22	31-May-22	**<1.0 ug/l**	
2,4,5-TP	EPA 515.1	AD22730	0.2	27-Apr-22	31-May-22	**<0.2 ug/l**	
Surrogate: 2,4-DCAA	EPA 515.1	AD22730		27-Apr-22	31-May-22	*97.2 % (60-140)*	
Benzo (a) pyrene	EPA 550	AD22022	0.05	20-Apr-22	25-May-22	**<0.05 ug/l**	
Surrogate: Decafluorobiphenyl	EPA 550	AD22022		20-Apr-22	25-May-22	*80.2 % (45-120)*	

Respectfully Submitted,

Stephen Sakai 7/15/2022
Lab Director

PAT-CHEM
LABORATORIES

QUALITY ANALYTICAL SERVICES SINCE 1987

1824 1st Street
San Fernando, CA 91340
(818) 639-5300 ph
(818) 639-5306 fx
pat-chem.com

Customer: **Integrated Performance Consultants, Inc.**
9297 Research Drive
Irvine CA, 92618

Attention: Ric Vardel
Report Date: 15-Jul-22 14:52
Subject: (MCC) Quarterly EFF

Project/P.O.#: (MCC) Quarterly EFF

Notes and Definitions

A-01 Langlier Index = -0.21 (Slightly Corrosive)

< Result was less than reported value.

RL Reporting Limit - The lowest amount of a constituent that can be reliably quantified and reported.

Respectfully Submitted,

Stephen Sakai 7/15/2022
Lab Director

LA Testing
520 Mission Street South Pasadena, CA 91030
Phone/Fax: (323) 254-9960 / (323) 254-9982
http://www.LATesting.com / pasadenalab@latesting.com

LA Testing Order ID: 322207945
Customer ID: PTCM42
Customer PO:
Project ID:

Attn: Steve Berentsen
Pat Chem Laboratories
1824 1st St
San Fernando, CA 91340

Phone: (805) 532-0012
Fax:
Received: 04/14/2022
Analyzed: 04/23/2022

Proj: 22D0397

Test Report: Determination of Asbestos Structures ≥ 0.5 µm & > 10µm in Water Performed by the 100.2 Method (EPA 600/R-94/134)

Sample ID Client / EMSL	Sample Filtration Date/Time	Original Sample Vol. Filtered (ml)	Effective Filter Area (mm²)	Area Analyzed (mm²)		ASBESTOS Asbestos Types	Fibers Detected	Analytical Sensitivity	Concentration	Confidence Limits
								MFL (million fibers per liter)		
22D0397-01 322207945-0001	4/14/2022 05:50 PM	100	1288	0.0640	≥ 0.5 µm	None Detected	ND	0.20	<0.20	0.00 - 0.74
					> 10 µm only	None Detected	ND	0.20	<0.20	0.00 - 0.74

Collection Date/Time: *04/13/2022 06:50 AM*

Analyst(s)
Sherrie Ahmad (1)

Jerry Drapala Ph.D, Laboratory Manager
or Other Approved Signatory

Any questions please contact Jerry Drapala.

Initial report from: 04/24/2022 16:56:46

LA Testing maintains liability limited to cost of analysis. Interpretation and use of test results are the responsibility of the client. This report relates only to the samples reported above, and may not be reproduced, except in full, without written approval by LA Testing. LA Testing bears no responsibility for sample collection activities or analytical method limitations. The report reflects the samples as received. Results are generated from the field sampling data (sampling volumes and areas, locations, etc.) provided by the client on the Chain of Custody. Samples are within quality control criteria and met method specifications unless otherwise noted. Estimation of uncertainty is available on request. Sample collection and containers provided by the client, acceptable bottle blank level is defined as ≤0.01MFL>10um. ND=None Detected. No Fibers Detected: the value will be reported as less than 369% of the concentration equivalent to one fiber. 1 to 4 fibers: The result will be reported as less than the corresponding upper 95% confidence limit (Poisson),5 to 30 fibers: Mean and 95% confidence intervals will be reported on the basis of the Poisson assumption. When more than 30 fibers are counted, both the Gaussian 95% confidence interval and the Poisson 95% confidence interval will be calculated. The large of these two intervals will be selected for data reporting. When the Gaussian 95% confidence interval is selected for data reporting, the Poisson will also be noted.

Samples analyzed by LA Testing South Pasadena, CA CA ELAP 2283

WECK LABORATORIES, INC.

Certificate of Analysis

FINAL REPORT

Work Orders: 2D19054

Project: 22D0397

Attn: Stephen Berentsen

Client: Pat-Chem Laboratories, Inc.
1824 1st Street
San Fernando, CA 91340

Report Date: 5/11/2022

Received Date: 4/19/2022

Turnaround Time: Normal

Phones: (818) 639-5300

Fax: (818) 639-5306

P.O. #:

Billing Code:

DoD-ELAP ANAB #ADE-2882 • DoD-ISO ANAB # • ELAP-CA #1132 • EPA-UCMR #CA00211 • HW-DOH #4047 • ISO17025 ANAB #L2457.01 • LACSD #10143 • NELAP-OR #4047 • NJ-DEP #CA015 • NV-DEP #NAC 445A • SCAQMD #93LA1006

This is a complete final report. The information in this report applies to the samples analyzed in accordance with the chain-of-custody document. Weck Laboratories certifies that the test results meet all requirements of TNI unless noted by qualifiers or written in the Case Narrative. This analytical report must be reproduced in its entirety.

Dear Stephen Berentsen,

Enclosed are the results of analyses for samples received 4/19/22 with the Chain-of-Custody document. The samples were received in good condition, at 1.4 °C and on ice. All analyses met the method criteria except as noted in the case narrative or in the report with data qualifiers.

Reviewed by:

Rahul R. Nair
Project Manager

14859 Clark Avenue,City of Industry CA, 91745 | Phone: (626) 336-2139 | Fax: (626) 336-2634

www.wecklabs.com

WECK LABORATORIES, INC.

Certificate of Analysis

FINAL REPORT

Pat-Chem Laboratories, Inc.
1824 1st Street
San Fernando, CA 91340

Project Number: 22D0397

Project Manager: Stephen Berentsen

Reported:
05/11/2022 16:28

Sample Summary

Sample Name	Sampled By	Lab ID	Matrix	Sampled	Qualifiers
22D0397-01	Client	2D19054-01	Water	04/13/22 06:50	

Analyses Accreditation Summary

Analyte	CAS #	Not By NELAP	ANAB ISO 17025
EPA 8321A in Water			
3-Hydroxycarbofuran	16655-82-6	✓	
Aldicarb	116-06-3	✓	
Aldicarb sulfone	1646-88-4	✓	
Aldicarb sulfoxide	1646-87-3	✓	
Propoxur (Baygon)	114-26-1	✓	
Carbaryl	63-25-2	✓	
Carbofuran	1563-66-2	✓	
Methiocarb	2032-65-7	✓	
Methomyl	16752-77-5	✓	
Oxamyl	23135-22-0	✓	

14859 Clark Avenue,City of Industry CA, 91745 | Phone: (626) 336-2139 | Fax: (626) 336-2634

www.wecklabs.com

Pat-Chem Laboratories, Inc.
1824 1st Street
San Fernando, CA 91340

Project Number: 22D0397

Project Manager: Stephen Berentsen

Reported: 05/11/2022 16:28

Sample Results

Sample: 22D0397-01 — Sampled: 04/13/22 6:50 by Client

2D19054-01 (Water)

Analyte	Result	MRL	Units	Dil	Analyzed	Qualifier
Diquat and Paraquat by EPA 549.2						
Method: EPA 549.2		**Instr:** LC10				
Batch ID: W2D1268 — **Preparation:** EPA 549.2/SPE		**Prepared:** 04/19/22 07:30				**Analyst:** PJS
Diquat	ND	4.0	ug/l	1	04/21/22	
Endothall By EPA 548.1						
Method: EPA 548.1		**Instr:** GCMS06				
Batch ID: W2D1402 — **Preparation:** EPA 548.1/SPE		**Prepared:** 04/20/22 08:07				**Analyst:** rmr
Endothall	ND	45	ug/l	1	04/22/22	
Glyphosate by EPA 547						
Method: EPA 547		**Instr:** LC11				
Batch ID: W2D1700 — **Preparation:** _NONE (LC)		**Prepared:** 04/22/22 16:46				**Analyst:** PJS
Glyphosate	ND	5.0	ug/l	1	04/22/22	
Pesticides/Herbicides and Other Organic compounds by LC/MS/MS						
Method: EPA 8321A		**Instr:** LCMS03				
Batch ID: W2D2171 — **Preparation:** _NONE (LC)		**Prepared:** 04/28/22 13:40				**Analyst:** pjs
3-Hydroxycarbofuran	ND	0.50	ug/l	1	04/28/22	
Aldicarb	ND	0.50	ug/l	1	04/28/22	
Aldicarb sulfone	ND	0.50	ug/l	1	04/28/22	
Aldicarb sulfoxide	ND	0.50	ug/l	1	04/28/22	
Carbaryl	ND	0.50	ug/l	1	04/28/22	
Carbofuran	ND	0.50	ug/l	1	04/28/22	
Methiocarb	ND	0.50	ug/l	1	04/28/22	
Methomyl	ND	0.50	ug/l	1	04/28/22	
Oxamyl	ND	0.50	ug/l	1	04/28/22	
Propoxur (Baygon)	ND	0.50	ug/l	1	04/28/22	

Sample Results

Sample: 22D0397-01 — Sampled: 04/13/22 6:50 by Client

2D19054-01RE1 (Water)

Analyte	Result	MRL	Units	Dil	Analyzed	Qualifier
Pesticides/Herbicides and Other Organic compounds by LC/MS/MS						
Method: EPA 8321A		**Instr:** LCMS03				
Batch ID: W2D2171 — **Preparation:** _NONE (LC)		**Prepared:** 04/28/22 13:40				**Analyst:** pjs
Diuron	ND	1.0	ug/l	1	05/04/22	

14859 Clark Avenue,City of Industry CA, 91745 | Phone: (626) 336-2139 | Fax: (626) 336-2634

www.wecklabs.com

Pat-Chem Laboratories, Inc.
1824 1st Street
San Fernando, CA 91340

Project Number: 22D0397

Project Manager: Stephen Berentsen

Reported:
05/11/2022 16:28

Quality Control Results

Diquat and Paraquat by EPA 549.2

Analyte	Result	MRL	Units	Spike Level	Source Result	%REC	%REC Limits	RPD	RPD Limit	Qualifier
Batch: W2D1268 - EPA 549.2										
Blank (W2D1268-BLK1)				**Prepared: 04/19/22**	**Analyzed: 04/21/22**					
Diquat	ND	4.0	ug/l							
LCS (W2D1268-BS1)				**Prepared: 04/19/22**	**Analyzed: 04/21/22**					
Diquat	16.3	4.0	ug/l	20.0		82	70-130			
Matrix Spike (W2D1268-MS1)	**Source: 2C17012-01**			**Prepared: 04/19/22**	**Analyzed: 04/21/22**					
Diquat	8.31	4.0	ug/l	20.0	ND	42	46-122			MS-01
Matrix Spike (W2D1268-MS2)	**Source: 2C17015-01**			**Prepared: 04/19/22**	**Analyzed: 04/21/22**					
Diquat	14.2	4.0	ug/l	20.0	ND	71	46-122			
Matrix Spike Dup (W2D1268-MSD1)	**Source: 2C17012-01**			**Prepared: 04/19/22**	**Analyzed: 04/21/22**					
Diquat	16.9	4.0	ug/l	20.0	ND	84	46-122	68	30	R-02
Matrix Spike Dup (W2D1268-MSD2)	**Source: 2C17015-01**			**Prepared: 04/19/22**	**Analyzed: 04/21/22**					
Diquat	11.6	4.0	ug/l	20.0	ND	58	46-122	20	30	

Quality Control Results

Endothall By EPA 548.1

Analyte	Result	MRL	Units	Spike Level	Source Result	%REC	%REC Limits	RPD	RPD Limit	Qualifier
Batch: W2D1402 - EPA 548.1										
Blank (W2D1402-BLK1)				**Prepared: 04/20/22**	**Analyzed: 04/22/22**					
Endothall	ND	45	ug/l							
LCS (W2D1402-BS1)				**Prepared: 04/20/22**	**Analyzed: 04/22/22**					
Endothall	68.6	45	ug/l	100		69	31-117			
Matrix Spike (W2D1402-MS1)	**Source: 2C17010-01**			**Prepared: 04/20/22**	**Analyzed: 04/22/22**					
Endothall	39.8	90	ug/l	200	ND	20	0.1-109			
Matrix Spike Dup (W2D1402-MSD1)	**Source: 2C17010-01**			**Prepared: 04/20/22**	**Analyzed: 04/22/22**					
Endothall	38.6	90	ug/l	200	ND	19	0.1-109	3	30	

14859 Clark Avenue,City of Industry CA, 91745 | Phone: (626) 336-2139 | Fax: (626) 336-2634

www.wecklabs.com

Pat-Chem Laboratories, Inc.
1824 1st Street
San Fernando, CA 91340

Project Number: 22D0397

Project Manager: Stephen Berentsen

Reported:
05/11/2022 16:28

Quality Control Results

(Continued)

Glyphosate by EPA 547

Analyte	Result	MRL	Units	Spike Level	Source Result	%REC	%REC Limits	RPD	RPD Limit	Qualifier
Batch: W2D1700 - EPA 547										
Blank (W2D1700-BLK1)				**Prepared & Analyzed: 04/22/22**						
Glyphosate	ND	5.0	ug/l							
LCS (W2D1700-BS1)				**Prepared & Analyzed: 04/22/22**						
Glyphosate	20.1	5.0	ug/l	25.0		81	70-130			
Matrix Spike (W2D1700-MS1)	**Source: 2C17015-01**			**Prepared & Analyzed: 04/22/22**						
Glyphosate	21.3	5.0	ug/l	25.0	ND	85	41-149			
Matrix Spike (W2D1700-MS2)	**Source: 2C17011-01**			**Prepared & Analyzed: 04/22/22**						
Glyphosate	19.9	5.0	ug/l	25.0	ND	80	41-149			
Matrix Spike Dup (W2D1700-MSD1)	**Source: 2C17015-01**			**Prepared & Analyzed: 04/22/22**						
Glyphosate	21.3	5.0	ug/l	25.0	ND	85	41-149	0.2	30	
Matrix Spike Dup (W2D1700-MSD2)	**Source: 2C17011-01**			**Prepared & Analyzed: 04/22/22**						
Glyphosate	18.8	5.0	ug/l	25.0	ND	75	41-149	6	30	

14859 Clark Avenue,City of Industry CA, 91745 | Phone: (626) 336-2139 | Fax: (626) 336-2634

www.wecklabs.com

Pat-Chem Laboratories, Inc.
1824 1st Street
San Fernando, CA 91340

Project Number: 22D0397

Project Manager: Stephen Berentsen

Reported: 05/11/2022 16:28

Quality Control Results

(Continued)

Pesticides/Herbicides and Other Organic compounds by LC/MS/MS

Analyte	Result	MRL	Units	Spike Level	Source Result	%REC	%REC Limits	RPD	RPD Limit	Qualifier
Batch: W2D2171 - EPA 8321A										
Blank (W2D2171-BLK1)				**Prepared & Analyzed: 04/28/22**						
3-Hydroxycarbofuran	ND	0.50	ug/l							
Aldicarb	ND	0.50	ug/l							
Aldicarb sulfone	ND	0.50	ug/l							
Aldicarb sulfoxide	ND	0.50	ug/l							
Carbaryl	ND	0.50	ug/l							
Carbofuran	ND	0.50	ug/l							
Methiocarb	ND	0.50	ug/l							
Methomyl	ND	0.50	ug/l							
Oxamyl	ND	0.50	ug/l							
Propoxur (Baygon)	ND	0.50	ug/l							
Blank (W2D2171-BLK2)				**Prepared: 04/28/22 Analyzed: 05/04/22**						
Diuron	ND	1.0	ug/l							QC-2
LCS (W2D2171-BS1)				**Prepared & Analyzed: 04/28/22**						
3-Hydroxycarbofuran	11.2	0.50	ug/l	10.0		112	80-120			
Aldicarb	11.3	0.50	ug/l	10.0		113	80-120			
Aldicarb sulfone	10.5	0.50	ug/l	10.0		105	80-120			
Aldicarb sulfoxide	10.1	0.50	ug/l	10.0		101	80-120			
Carbaryl	11.3	0.50	ug/l	10.0		113	80-120			
Carbofuran	10.6	0.50	ug/l	10.0		106	80-120			
Methiocarb	10.6	0.50	ug/l	10.0		106	80-120			
Methomyl	10.8	0.50	ug/l	10.0		108	80-120			
Oxamyl	10.6	0.50	ug/l	10.0		106	80-120			
Propoxur (Baygon)	11.2	0.50	ug/l	10.0		112	80-120			
LCS (W2D2171-BS2)				**Prepared: 04/28/22 Analyzed: 05/04/22**						
Diuron	4.59	1.0	ug/l	5.00		92	68-125			QC-2
Matrix Spike (W2D2171-MS1)	**Source: 2D19054-01**			**Prepared & Analyzed: 04/28/22**						
3-Hydroxycarbofuran	13.6	0.50	ug/l	10.0	ND	136	65-135			MS-01
Aldicarb	11.9	0.50	ug/l	10.0	ND	119	65-135			
Aldicarb sulfone	12.6	0.50	ug/l	10.0	ND	126	65-135			
Aldicarb sulfoxide	13.9	0.50	ug/l	10.0	ND	139	65-135			MS-01
Carbaryl	12.9	0.50	ug/l	10.0	ND	129	65-135			
Carbofuran	13.5	0.50	ug/l	10.0	ND	135	65-135			
Methiocarb	13.8	0.50	ug/l	10.0	ND	138	65-135			MS-01
Methomyl	12.8	0.50	ug/l	10.0	ND	128	65-135			
Oxamyl	12.7	0.50	ug/l	10.0	ND	127	65-135			
Propoxur (Baygon)	13.6	0.50	ug/l	10.0	ND	136	65-135			MS-01
Matrix Spike (W2D2171-MS2)	**Source: 2D19054-01**			**Prepared: 04/28/22 Analyzed: 05/04/22**						
Diuron	5.13	1.0	ug/l	5.00	ND	103	58-160			

14859 Clark Avenue,City of Industry CA, 91745 | Phone: (626) 336-2139 | Fax: (626) 336-2634

www.wecklabs.com

Pat-Chem Laboratories, Inc.
1824 1st Street
San Fernando, CA 91340

Project Number: 22D0397

Project Manager: Stephen Berentsen

Reported:
05/11/2022 16:28

Quality Control Results

(Continued)

Pesticides/Herbicides and Other Organic compounds by LC/MS/MS (Continued)

Analyte	Result	MRL	Units	Spike Level	Source Result	%REC	%REC Limits	RPD	RPD Limit	Qualifier
Batch: W2D2171 - EPA 8321A (Continued)										
Matrix Spike Dup (W2D2171-MSD1)	**Source: 2D19054-01**			**Prepared & Analyzed: 04/28/22**						
3-Hydroxycarbofuran	14.7	0.50	ug/l	10.0	ND	147	65-135	7	30	MS-01
Aldicarb	13.7	0.50	ug/l	10.0	ND	137	65-135	14	30	MS-01
Aldicarb sulfone	14.0	0.50	ug/l	10.0	ND	140	65-135	10	30	MS-01
Aldicarb sulfoxide	14.1	0.50	ug/l	10.0	ND	141	65-135	1	30	MS-01
Carbaryl	14.1	0.50	ug/l	10.0	ND	141	65-135	9	30	MS-01
Carbofuran	14.8	0.50	ug/l	10.0	ND	148	65-135	10	30	MS-01
Methiocarb	13.3	0.50	ug/l	10.0	ND	133	65-135	4	30	
Methomyl	13.8	0.50	ug/l	10.0	ND	138	65-135	8	30	MS-01
Oxamyl	13.7	0.50	ug/l	10.0	ND	137	65-135	8	30	MS-01
Propoxur (Baygon)	14.0	0.50	ug/l	10.0	ND	140	65-135	3	30	MS-01
Matrix Spike Dup (W2D2171-MSD2)	**Source: 2D19054-01**			**Prepared: 04/28/22 Analyzed: 05/04/22**						
Diuron	5.32	1.0	ug/l	5.00	ND	106	58-160	4	30	

14859 Clark Avenue,City of Industry CA, 91745 | Phone: (626) 336-2139 | Fax: (626) 336-2634

www.wecklabs.com

Pat-Chem Laboratories, Inc.
1824 1st Street
San Fernando, CA 91340

Project Number: 22D0397

Project Manager: Stephen Berentsen

Reported:
05/11/2022 16:28

Notes and Definitions

Item	Definition
MS-01	The spike recovery for this QC sample is outside of established control limits possibly due to sample matrix interference.
QC-2	This QC sample was reanalyzed to complement samples that require re-analysis on different date. See analysis date.
R-02	The RPD was outside of QC acceptance limits due to possible matrix interference.
%REC	Percent Recovery
Dil	Dilution
MRL	The minimum levels, concentrations, or quantities of a target variable (e.g., target analyte) that can be reported with a specified degree of confidence. The MRL is also known as Limit of Quantitation (LOQ)
ND	NOT DETECTED at or above the Method Reporting Limit (MRL). If Method Detection Limit (MDL) is reported, then ND means not detected at or above the MDL.
RPD	Relative Percent Difference
Source	Sample that was matrix spiked or duplicated.

Any remaining sample(s) will be disposed of one month from the final report date unless other arrangements are made in advance.

All results are expressed on wet weight basis unless otherwise specified.

All samples collected by Weck Laboratories have been sampled in accordance to laboratory SOP Number MIS002.

14859 Clark Avenue,City of Industry CA, 91745 | Phone: (626) 336-2139 | Fax: (626) 336-2634

www.wecklabs.com

CERES Analytical Laboratory, Inc.
4919 Windplay Dr. Suite 1, El Dorado Hills, CA 95762

May 2, 2022 Ceres ID: 15198

Pat-Chem Laboratories
1824 1st Street
San Fernando, CA 91340

The following report contains the results for the one aqueous sample received on April 20, 2022. This sample was analyzed for 2,3,7,8-TCDD by EPA 1613. Routine turn-around time was provided for this work.

This work was authorized under Pat-Chem Laboratories' Project # 22D0397.

Continuing Calibration Verification (CCV) Requirements
All associated calibration verification standard(s) (CCV) met the acceptance criteria.

The report consists of a Cover Letter, Sample Inventory (Section I), Data Summary (Section II), Sample Tracking (Section VI), and Qualifiers/Abbreviations (Section VII). Raw Data (Section III), Continuing Calibration (Section IV), and Initial Calibration (Section V) are available in a full report (.pdf format) upon request.

If you have any questions regarding this report, please feel free to contact me at (916)932-5011.

Sincerely,

James M. Hedin
Director of Operations/CEO
jhedin@ceres-lab.com

Section I: Sample Inventory

Ceres Sample ID:	Sample ID	Date Received	Collection Date &Time
15198-001	22D0397-01	4/20/2022	4/13/2022 6:50

Section II: Data Summary

CERES Analytical Laboratory, Inc.
4919 Windplay Dr.Suite 1, El Dorado Hills, CA 95762

EPA Method 1613B

Quality Assurance Sample Method Blank		
Project ID: 22D0397	QC Batch #: 2616 Matrix: Aqueous Sample Size: 1.000 L	Date Received: NA Date Extracted: 4/28/2022 Date Analyzed: 4/29/2022

Analyte	Conc. (pg/L)	MDL	RL	Qual.	Labeled Standards	% R	LCL-UCL (a)	Qualifiers
2,3,7,8-TCDD	DL= 3.51	0.772	5.00		13C-2378-TCDD	103	31-137	
					CRS			
					37Cl4-2378-TCDD	109	35-197	

DL - Signifies Non-Detect (ND<) sample specific detection limit.
EMPC - Estimated Maximum Possible Concentration due to ion abundance ratio failure.
(a) - Lower control limit - Upper control limit

Analyst: JMH **Reviewed by: BS**

CERES Analytical Laboratory, Inc.
4919 Windplay Dr.Suite 1, El Dorado Hills, CA 95762

EPA Method 1613B

Quality Assurance Sample **Ongoing Precision and Recovery** **Project ID:** 22D0397	**QC Batch #:** 2616 **Matrix:** Aqueous **Sample Size:** 1.000 L	**Date Received:** NA **Date Extracted:** 4/28/2022 **Date Analyzed:** 4/29/2022

Analyte	Conc. (ng/mL)	Limits (a)	Labeled Standards	% Rec.	Limits (a)
2,3,7,8-TCDD	8.42	7.3-14.6	13C-2378-TCDD	90.8	25-141
			CRS		
			37Cl4-2378-TCDD	76.9	37-158

(a) Limits based on method acceptance criteria.

Analyst: JMH **Reviewed by: BS**

CERES Analytical Laboratory, Inc.
4919 Windplay Dr.Suite 1, El Dorado Hills, CA 95762

EPA Method 1613B

Client Sample ID: 22D0397-01		
Project ID: 22D0397	**Ceres Sample ID:** 15198-001	**Date Received:** 4/20/2022
	QC Batch #: 2616	**Date Extracted:** 4/28/2022
Date Collected: 4/13/2022	**Matrix:** Aqueous	**Date Analyzed:** 4/29/2022
Time Collected: 6:50	**Sample Size:** 0.972 L	

Analyte	Conc. (pg/L)	MDL	RL	Qual.	Labeled Standards	% R	LCL-UCL (a)	Qualifiers
2,3,7,8-TCDD	DL= 3.83	0.772	5.14		13C-2378-TCDD	105	31-137	
					CRS			
					37Cl4-2378-TCDD	92.9	42-164	

DL - Signifies Non-Detect (ND<) sample specific detection limit.
EMPC - Estimated Maximum Possible Concentration due to ion abundance ratio failure.
(a) - Lower control limit - Upper control limit

Analyst: JMH **Reviewed by: BS**

Section VI: Sample Tracking

22 lbs.

SUBCONTRACT ORDER

Pat-Chem Laboratories

22D0397

SENDING LABORATORY:

Pat-Chem Laboratories
1824 First Street
San Fernando, CA 91340
Phone: 818-639-5300
Fax: 818-639-5306
Project Manager: Stephen Berentsen

RECEIVING LABORATORY:

Ceres Analytical Laboratoy, Inc
4919 Windplay Dr. Suite 1
El Dorado Hills, CA 95762
Phone :(916) 932-5011
Fax: (888) 932-5011

Analysis	Due	Expires	Laboratory ID	Comments
Sample ID: 22D0397-01	**Water**	**Sampled:13-Apr-22 06:50**		**Wastewater/IPC [MCC] EFF-Quarterly**
Dioxin 2,3,7,8-TCDD 1613 (Su	28-Apr-22 12:00	20-Apr-22 06:50		

Containers Supplied:

Released By	Date	Received By	Date
	APR 18 2022		4/20/22 1130

Page 1 of 1

Sample Receipt Check List Logged by: [illegible] (initials)

Ceres ID: 15198	Date/Time: 4/20/22 1130
Client Project ID: 22D0397	Received Temp: 3.4 °C Acceptable: Y / N
Chain of Custody Relinquished by signed?	Y / N
Chain of Custody Received by signed?	Y / N
Custody Seals? Present?	Y / N
Intact?	Y / N
NA:	NA
Unlabeled / Illegible Samples	Y / N
Proper Containers:	Y / N
Preservation Acceptable (Chemical or Temperature)?	Y / N
Drinking Water, Sodium Thiosulfate present?	Y / N / NA
Residual Cl?	Y / N / NA
Aqueous sample pH: 7	NA

List COC discrepancies:

[illegible] 4/20/22

List Damaged Samples:

[illegible] 4/20/22

Section VII: Qualifiers/Abbreviations

J	Concentration found below the lower quantitation limit but greater than zero.
B	Analyte present in the associated Method Blank.
E	Concentration found exceeds the Calibration range of the HRGC/HRMS.
D	This analyte concentration was calculated from a dilution.
X	The concentration found is the estimated maximum possible concentration due to chlorinated diphenyl ethers present in the sample.
H	Recovery limits exceeded. See cover letter.
*****	Results taken from dilution.
I	Interference. See cover letter.
Conc.	Concentration Found
DL	Calculated Detection Limit
ND	Non-Detect
% Rec.	Percent Recovery

ENVIRONMENTAL FGL AGRICULTURAL
Analytical Chemists

Invoice # 206153A

Remit To:
FGL Environmental
853 Corporation St
Santa Paula, CA 93060

INVOICE
PREPAID

Pat-Chem Laboratories
ATTN:Steven Jefferson
1824 1st St
San Fernando, CA 91340

Account # 2012670	
Date Billed 05/31/2022	Amount Due $0.00
Date Due 06/30/2022	Amount Paid $506.00

To ensure that your account is properly credited, please return top portion with payment

Keep bottom portion for your records.

ENVIRONMENTAL FGL AGRICULTURAL
Analytical Chemists

INVOICE

Customer Pat-Chem Laboratories	Account # 2012670	Date Sampled 04/13/2022	Lab Number SP 2206153
Project Pat-Chem Laboratories 22D0397	Invoice # 206153A	Date Billed 05/31/2022	Amount Due $0.00
PO# / Check Number 22D0397	Date Paid	Date Due 06/30/2022	Amount Paid $506.00

Description of Work	Quantity	Rate	Extended
Radio Analysis			
Radio Chemistry-Gross Alpha,Gross Beta,Total Radium 226,Tritium,Ra 228	1	293.00	293.00
Sub Contr. Analysis			
Sub Contracted-Strontium 90	1	155.00	155.00
Sub Inorganic-Perchlorate	1	58.00	58.00
Total			**$506.00**
Accounting - Pre-Paid CC;			**-$506.00**
		Total	**$0.00**

(SMH-L4) **For Questions about this Invoice** - contact Stephanie Herron at 805-392-2021

ENVIRONMENTAL AGRICULTURAL
Analytical Chemists

June 22, 2022

Lab No. : **SP 2206153**
Customer No. : **2012670**

Pat-Chem Laboratories
ATTN:Steven Jefferson
1824 1st St
San Fernando, CA 91340

Laboratory Report

Introduction: This report package contains a total of 3 pages divided into 3 sections:

Case Narrative	(1 page)	: An overview of the work performed at FGL.
Sample Results	(1 page)	: Results for each sample submitted.
Quality Control	(1 page)	: Supporting Quality Control (QC) results.

Case Narrative

This Case Narrative pertains to the following samples:

Sample Description	Date Sampled	Date Received	FGL Lab No.	Matrix
22D0397-01	04/13/2022	04/14/2022	SP 2206153-001	W

Sampling and Receipt Information:

The Sample was received in acceptable condition and within temperature requirements, unless noted on the Condition Upon Receipt (CUR) form. The Sample was received, prepared and analyzed within the method specified holding times. All samples arrived on ice. All samples were checked for pH if acid or base preservation is required (except for VOAs). For details of sample receipt information, please see the associated Chain of Custody and Condition Upon Receipt Form.

Quality Control: All samples were prepared and analyzed according to established quality control criteria. Any exceptions are noted in the Quality Control Section of this report.

Test Summary	
EPA 900.0	Preparation and analysis performed by FGL-Santa Paula (FGL-SP ELAP# 1573)
EPA 903.0	Preparation and analysis performed by FGL-Santa Paula (FGL-SP ELAP# 1573)
EPA 906.0	Preparation and analysis performed by FGL-Santa Paula (FGL-SP ELAP# 1573)
EPA RA-05	Preparation and analysis performed by FGL-Santa Paula (FGL-SP ELAP# 1573)

Certification: I certify that this data package is in compliance with ELAP standards, both technically and for completeness, except for any conditions listed above and in the QC Section. Release of the data contained in this data package is authorized by the Laboratory Director or his designee, as verified by the following electronic signature. This report shall not be reproduced except in full, without the written approval of the laboratory.

KD: SVH

Approved By **Kelly A. Dunnahoo, B.S.** Digitally signed by Kelly A. Dunnahoo, B.S.
Title: Laboratory Director
Date: 2022-06-22

Corporate Offices & Laboratory
853 Corporation Street
Santa Paula, CA 93060
TEL: (805)392-2000
Env FAX: (805)525-4172 / Ag FAX: (805)392-2063
CA ELAP Certification No. 1573

Office & Laboratory
2500 Stagecoach Road
Stockton, CA 95215
TEL: (209)942-0182
FAX: (209)942-0423
CA ELAP Certification No. 1563

Office & Laboratory
563 E. Lindo Avenue
Chico, CA 95926
TEL: (530)343-5818
FAX: (530)343-3807
CA ELAP Certification No. 2670

Office & Laboratory
3442 Empresa Drive, Suite D
San Luis Obispo, CA 93401
TEL: (805)783-2940
FAX: (805)783-2912
CA ELAP Certification No. 2775

Office & Laboratory
9415 W. Goshen Avenue
Visalia, CA 93291
TEL: (559)734-9473
FAX: (559)734-8435
CA ELAP Certification No. 2810

June 22, 2022

Pat-Chem Laboratories
ATTN:Steven Jefferson
1824 1st St
San Fernando, CA 91340

Description : 22D0397-01
Project : Pat-Chem Laboratories 22D0397

Lab No. : SP 2206153-001
Customer No. : 2012670

Sampled On : April 13, 2022 at 06:50
Sampled By : Not Available
Received On : April 14, 2022 at 14:38
Matrix : Water

Sample Results - Radio

Constituent	Result ± Error	MDA	Units	MCL/AL	DQF	Sample Preparation			Sample Analysis			
Radio Chemistry						Date	Time	Who	Method	Date	Time	Who
Gross Alpha	1.84 ± 1.51	2.08	pCi/L	15/5		04/19/2022	08:00	ejc	EPA 900.0	04/27/2022	12:54	jca
Gross Beta	2.03 ± 0.755	1.14	pCi/L			04/19/2022	08:00	ejc	EPA 900.0	05/02/2022	13:02	jca
Total Alpha Radium (226)	0.209 ± 0.171	0.410	pCi/L			04/27/2022	18:00	emv	EPA 903.0	05/05/2022	13:45	jca
Tritium	233 ± 274	434	pCi/L			04/25/2022	08:00	jca	EPA 906.0	05/02/2022	14:30	jca
Ra 228	0.556 ± 0.892	0.643	pCi/L			05/04/2022	18:00	emv	EPA RA-05	05/05/2022	19:10	emv

DQF Flags Definition:

ND=Non-Detected, RL=Reporting Level

MDA = Minimum Detectable Activity (Calculated at the 95% confidence level) = Data utilized by DHS to determine matrix interference.
MCL / AL = Maximum Contamination Level / Action Level. Alpha's Action Level of 5 pCi/L is based on the Assigned Value (AV).
AV = Assigned Value(Gross Alpha Result + (0.84 x Error)). CCR Section 64442: Drinking Water Compliance Note: Do the following If Gross Alpha's (AV) exceeds 5 pCi/L run Uranium. If Gross Alpha's (AV) minus Uranium exceeds 5 pCi/L run Radium 226.

Drinking Water Compliance:
Gross Alpha (AV) minus Uranium is less than or equal to 15 pCi/L
Uranium is less than or equal to 20 pCi/L
Radium 226 + Radium 228 is less than or equal to 5 pCi/L

Note: Samples are held for 3-6 months prior to disposal.

Page 2 of 3

Corporate Offices & Laboratory
853 Corporation Street
Santa Paula, CA 93060
TEL: (805)392-2000
Env FAX: (805)525-4172 / Ag FAX: (805)392-2063
CA ELAP Certification No. 1573

Office & Laboratory
2500 Stagecoach Road
Stockton, CA 95215
TEL: (209)942-0182
FAX: (209)942-0423
CA ELAP Certification No. 1563

Office & Laboratory
563 E. Lindo Avenue
Chico, CA 95926
TEL: (530)343-5818
FAX: (530)343-3807
CA ELAP Certification No. 2670

Office & Laboratory
3442 Empresa Drive, Suite D
San Luis Obispo, CA 93401
TEL: (805)783-2940
FAX: (805)783-2912
CA ELAP Certification No. 2775

Office & Laboratory
9415 W. Goshen Avenue
Visalia, CA 93291
TEL: (559)734-9473
FAX: (559)734-8435
CA ELAP Certification No. 2810

June 22, 2022
Pat-Chem Laboratories

Lab No. : SP 2206153
Customer No. : 2012670

Quality Control - Radio

Constituent	Method	Date/ID	Type	Units	Conc.	QC Data	DQO	Note
Radio								
Gross Alpha	900.0	04/19/2022:204272EJC	Blank	pCi/L		ND	<3	
			LCS	pCi/L	201.1	75.0 %	75-125	
			BS	pCi/L	201.1	64.3 %	60-140	
			BSD	pCi/L	201.1	63.5 %	60-140	
			BSRPD	pCi/L	201.1	1.2%	≤30	
Gross Beta	900.0	04/19/2022:204272EJC	Blank	pCi/L		ND	<4	
			LCS	pCi/L	34.75	114 %	84-160	
			BS	pCi/L	34.75	101 %	80-130	
			BSD	pCi/L	34.75	99.6 %	80-130	
			BSRPD	pCi/L	201.1	1.1%	≤30	
Total Radium	903.0	04/27/2022:204312EMV	RgBlk	pCi/L		0.06	2	
			LCS	pCi/L	24.38	62.1 %	52-107	
			BS	pCi/L	24.38	59.4 %	43-111	
			BSD	pCi/L	24.38	60.3 %	43-111	
			BSRPD	pCi/L	24.38	1.4%	≤35.5	
Tritium	906.0	04/25/2022:204500JCA	Blank	pCi/L		ND	<300	
			LCS	pCi/L	1508	106 %	75-125	
			BS	pCi/L	1508	102 %	75-125	
			BSD	pCi/L	1508	103 %	75-125	
			BSRPD	pCi/L	1508	0.3%	≤25	
Radium - 228	Ra - 05	05/04/2022:204311EMV	RgBlk	pCi/L		-0.19	3	
			LRS	pCi/L	12.86	73.9 %	65-108	
			BS	pCi/L	12.86	95.9 %	75-125	
			BSD	pCi/L	12.86	91.5 %	75-125	
			BSRPD	pCi/L	12.86	0.56	≤3	

Definition

Blank : Method Blank - Prepared to verify that the preparation process is not contributing contamination to the samples.
BS : Blank Spikes - A blank is spiked with a known amount of analyte. It is prepared to verify that the preparation process is not affecting analyte recovery.
BSD : Blank Spike Duplicate of BS/BSD pair - A blank duplicate is spiked with a known amount of analyte. It is prepared to verify that the preparation process is not affecting analyte recovery.
BSRPD : BS/BSD Relative Percent Difference (RPD) - The BS relative percent difference is an indication of precision for the preparation and analysis.
DQO : Data Quality Objective - This is the criteria against which the quality control data is compared.
LCS : Laboratory Control Standard/Sample - Prepared to verify that the preparation process is not affecting analyte recovery.
LRS : Laboratory Recovery Standard - Prepared to establish the batch recovery factor used in result calculations.
ND : Non-detect - Result was below the DQO listed for the analyte.
RgBlk : Method Reagent Blank - Prepared to correct for any reagent contributions to sample result.

Page 3 of 3

Corporate Offices & Laboratory
853 Corporation Street
Santa Paula, CA 93060
TEL: (805)392-2000
Env FAX: (805)525-4172 / Ag FAX: (805)392-2063
CA ELAP Certification No. 1573

Office & Laboratory
2500 Stagecoach Road
Stockton, CA 95215
TEL: (209)942-0182
FAX: (209)942-0423
CA ELAP Certification No. 1563

Office & Laboratory
563 E. Lindo Avenue
Chico, CA 95926
TEL: (530)343-5818
FAX: (530)343-3807
CA ELAP Certification No. 2670

Office & Laboratory
3442 Empresa Drive, Suite D
San Luis Obispo, CA 93401
TEL: (805)783-2940
FAX: (805)783-2912
CA ELAP Certification No. 2775

Office & Laboratory
9415 W. Goshen Avenue
Visalia, CA 93291
TEL: (559)734-9473
FAX: (559)734-8435
CA ELAP Certification No. 2810

May 6, 2022

Pat-Chem Laboratories
ATTN:Steven Jefferson
1824 1st St
San Fernando, CA 91340

Subject: Subcontract Analysis for FGL Lab No. SP 2206153

Enclosed please find results for the following sample(s) which were received by FGL.

- Sub Inorganic-Perchlorate

Please note that this analysis was performed by Eurofins Eaton Analytical, Inc. (ELAP Certified Laboratory)

Thank you for using FGL Environmental.

Sincerely,

Cindy Aguirre Digitally signed by Cindy Aguirre
Title: Customer Service Rep
Date: 2022-05-06

Enclosure

750 Royal Oaks Drive, Suite 100
Monrovia, California 91016-3629
Tel: (626) 386-1100
Fax: (866) 988-3757
1 800 566 LABS (1 800 566 5227)

ACCREDITED
CERTIFICATE #'s 5890.01 & 5890.02

Laboratory Report

for

FGL Environmental, Inc.
853 Corporation Street
Santa Paula, CA 93060
Attention: Cindy Aguirre
Fax: 805-525-4172

Date of Issue
05/03/2022
EUROFINS EATON ANALYTICAL, LLC

NELAP ACCREDITED TNI LABORATORY
Utah ELCP CA00006

Report: 999456
Project: DRINKING
Group: Perchlorate

WV6M: Rosalynn Dang

Project Manager

* Accredited in accordance with TNI 2016 and ISO/IEC 17025:2017.
* Laboratory certifies that the test results meet all **TNI 2016 and ISO/IEC 17025:2017** requirements unless noted under the individual analysis.
* As applicable, this report consists of the cover page, State Certification List, ISO 17025 Accredited Method List, Acknowledgement of Samples Received, Comments, Hits Report, Data Report, QC Summary, QC Report and Regulatory Forms.
* Test results relate only to the sample(s) tested.
* Test results apply to the sample(s) as received, unless otherwise noted in the comments report (ISO/IEC 17025:2017).
* This report shall not be reproduced except in full, without the written approval of the laboratory.
* This report includes ISO/IEC 17025 and non-ISO 17025 accredited methods.

STATE CERTIFICATION LIST

State	Certification Number	State	Certification Number
Alabama	41060	Montana	Cert 0035
Arizona	AZ0778	Nebraska	NE-OS-21-13
Arkansas	CA00006	Nevada	CA00006
California	2813	New Hampshire *	2959
Colorado	CA00006	New Jersey *	CA 008
Connecticut	PH-0107	New Mexico	CA00006
Delaware	CA 006	New York *	11320
Florida *	E871024	North Carolina	06701
Georgia	947	North Dakota	R-009
Guam	21-008R	Ohio - 537.1	87786
Hawaii	CA00006	Oregon *	4034
Idaho	CA00006	Pennsylvania *	68-00565
Illinois	200033	Puerto Rico	CA00006
Indiana	C-CA-01	Rhode Island	LAO00326
Iowa – Asbestos	413	South Carolina	87016
Kansas *	E-10268	South Dakota	CA11320
Kentucky	90107	Tennessee	TN02839
Louisiana *	LA008	Texas *	T104704230-20-18
Maine	CA00006	Utah (Primary AB) *	CA00006
Maryland	224	Vermont	VT0114
Marianas Islands	MP0004	Virginia *	460260
Massachusetts	M-CA006	Washington	C838
Michigan	9906	EPA Region 5	CA00006
Mississippi	CA00006	Los Angeles County Sanitation Districts	10264

* NELAP/TNI Recognized Accreditation Bodies

ISO/IEC 17025:2917 Accredited Method List

The test listed below are accredited and met the requirements of ISO/IEC 17025 as verify by A2LA.

Refer to our certificates and scope of accreditations (no. 5890-1 and 5890-2) found at:

https://www.eurofinsus.com/Eaton

Test(s)	Method(s)	Potable Water *	Waste Water
Enterococci	Enterolert	x	x
Escherichia coli (Enumeration)	SM 9221 B.1 SM 9221 F	x	
Fecal Coliform (P/A and Enumeration)	SM 9221 C (MTF/EC), SM 9221 E (MTF/EC)	x	x
Fecal Streptococci and Enterococci	SM 9230 B	x	x
Heterotrophic Bacteria	SM 9215 B	x	
Legionella	Legiolert®	x	
Pseudomonas aeruginosa	Idexx Pseudalert	x	
Total Coliform (P/A and Enumeration)	SM 9221A, SM 9221B, SM 9221 C	x	x
Total Coliform, Total Coliform with Chlorine Present	SM 9221 B	x	x
Total Coliform/E. coli (P/A and Enumeration, Idexx Colilert, Idexx Colilert 18, Colisure)	SM 9223	x	
Total Microcystins and Nodularins	EPA 546	X	
Yeast and Mold	SM 9610	x	
1,2,3-Trichloropropane (TCP) at 5 PPT	CA SRL 524M-TCP	x	
1,4-Dioxane	EPA 522	x	
2,3,7,8-TCDD	Modified EPA 1613 B	X	
Acrylamide	+LCMS 2440)	x	
Algal Toxins/Microcystin	+ LCMS 3570	x	
Alkalinity	SM 2320B	x	x
Ammonia	EPA 350.1, SM 4500-NH3 H		x
Asbestos	EPA 100.2	x	x
Bicarbonate Alkalinity as HCO3	SM 2330 B	x	x
BOD/CBOD	SM 5210 B		x
Bromate	+LCMS- 2447	x	
Carbonate as CO3	SM 2330 B	x	x
Carbonyls	EPA 556	x	x
Chemical Oxygen Demand	EPA 410.4, SM 5220D		x
Chlorinated Acids	EPA 515.4	x	
Chlorine Dioxide	Palin Test Chlordio X Plus, SM 4500-CLO2 D	x	
Chlorine, Free, Combined, Total Residual, Chloramines	SM 4500-Cl G	x	
Color	SM2120B	x	
Conductivity	EPA 120.1, SM 2510B	x	x
Corrosivity (Langelier Index), Carbonate as CO3, Hydroxide as OH Calculated	SM 2330 B	x	
Cyanide (Amenable)	SM 4500-CN G	x	x
Cyanide (Free)	SM 4500CN F	x	x
Cyanide (Total)	EPA 335.4	x	x
Cyanogen Chloride (Screen)	+335 Mod (WC-24467)	x	
Diquat and Paraquat	EPA 549.2	x	
DBP and HAA	SM 6251 B	x	
Dissolved Organic Carbon	SM 5310 C	x	
Dissolved Oxygen	SM 4500-O G		x
EDB/DCBP/TCP	EPA 504.1	x	
EDB/DBCP and Disinfection Byproducts	EPA 551.1	x	
EDTA and NTA	+ WC-2454	x	
Endothall	EPA 548.1, +(LCMS-2445)	x	
Fluoride	SM 4500F C	x	x
Glyphosate	EPA 547	x	
Glyphosate and AMPA	+LCMS-3618	x	
Gross Alpha and Gross Beta	EPA 900.0	x	x

Test(s)	Method(s)	Potable Water *	Waste Water
Gross Alpha coprecipitation	SM 7110 C	x	x
Hardness	SM 2340 B	x	x
Hexavalent Chromium	EPA 218.6,	x	x
Hexavalent Chromium	EPA 218.7,	x	
Hexavalent Chromium	SM 3500-Cr B		x
Inorganic Anions and DBPs	EPA 300.0	x	x
Norganic Anions and DBPs	EPA 300.1	x	
Kjeldahl Nitrogen	EPA 351.2		x
Metals	EPA 200.7, EPA200.8	x	x
Nitrosamines	EEA-Agilent 521.1 (GCMS-24250)	x	
Nitrate/Nitrite Nitrogen	EPA 353.2	x	x
Odor	SM2150B	x	
Organohalide Pesticides and PCB	EPA 505	x	
Ortho Phosphate	SM 4500P E	x	
Oxyhalides Disinfection Byproducts	EPA 317.0	x	
Perchlorate	EPA 331.0	x	
Perchlorate (Low and High Levels)	EPA 314.0	x	
Perfluorinated Alkyl Acids	EPA 533, EPA 537, EPA 537.1	x	
PPCP and EDC	+LCMS-2443	x	
pH	EPA 150.1 SM 4500-H+ B	x	x
Phenolics – Low Level	+WC 2493 (EPA 420.2 and EPA 420.4 MOD)	x	x
Phenylurea Pesticides/Herbicides	+LCMS-2448	x	
Radium-226, Radium-228	GA Tech (Rad-2374)	x	
Radon-222	SM 7500RN	x	
Residue (Filterable)	SM 2540C	x	x
Residue (Non-Filterable)	SM 2540D		x
Residue (Total)	SM 2540B		x
Residue (Volatile)	EPA 160.4		x
Semi-Volatile Compounds	EPA 525.2	x	
Silica	SM 4500-SiO2 C	x	x
Sulfide	SM 4500-S D		x
Sulfite	SM 4500-SO3 B	x	x
Surfactants	SM 5540C	x	x
Taste and Odor	SM 6040 E	x	
Total Organic Carbon	SM 5310 C	x	x
Total Phenols	EPA 420.1		x
Total Phenols	EPA 420.4	x	x
Triazine Pesticides and their Degradates	+LCMS-3617	x	
Turbidity	EPA 180.1	x	x
Uranium by ICP/MS	EPA 200.8	x	
UV 254 Organic Constituents	SM 5910B	x	
VOCs	EPA 524.2	x	
VOCs	+(GCMS 2412) by EPA 524.2 modified	x	

(*) includes: Bottled Water, Drinking Water and Water as Component of Food & Beverage.

(+) In-House Method

eurofins | Eaton Analytical

Acknowledgement of Samples Received

Addr: **FGL Environmental, Inc.**
853 Corporation Street
Santa Paula, CA 93060

Client ID: FGL
Folder #: 999456
Project: DRINKING
Sample Group: Perchlorate

Attn: Cindy Aguirre
Phone: 805-392-2012

Project Manager: Rosalynn Dang
Phone: 626-386-1250
PO #: SP 2206153

The following samples were received from you on **April 15, 2022** at **1120**. They have been scheduled for the tests listed below each sample. If this information is incorrect, please contact your service representative. Thank you for using Eurofins Eaton Analytical, LLC.

Sample #	Sample ID	Sample Date
202204150203	22D0397-01	04/13/2022 0650
	L-CLO4	

Test Description

750 Royal Oaks Drive, Suite 100, Monrovia, CA 91016 Tel (626) 386-1100 Fax (866) 988-3757 www.EurofinsUS.com/Eaton

ENVIRONMENTAL FGL AGRICULTURAL
Analytical Chemists

Subcontract to
Eurofins Eaton Analytical, Inc.

CHAIN OF CUSTODY
AND ANALYSES REQUEST FORM

444456

Chain of Custody Information

Lab Number:

Client: Fruit Growers Laboratory
Address: 853 Corporation St.
Santa Paula, CA 93060-3005

Phone: Fax:
Contact:
Project: **SP 2206153**
Purchase Order:

Sampler(s): Not Available

Compositor Setup Date: Time:

Sample Information / **Test Description(s)**

Samp Num	Location Description	Date Sampled	Time Sampled	Method of Sampling: Composite (C) Grab(G)	Type of Sample	Potable(P) Non-Potable(NP) Ag Waiver (AgW)	Bacti Type: Other(O) System(SYS) Source(SR) Waste(W)	Bacti Reason: Routine(ROUT) Repeat(RPT) Replace(RPL) Other(O) Special(SPL)	Sub Contracted-Strontium 90 250 ml(AGT)	Sub Inorganic-Perchlorate 8oz(P)							
1	22D0397-01	04/13/2022	06:50	G	W				1	1							

Remarks

Relinquished	Date	Time	Relinquished	Date	Time	Relinquished	Date	Time
[illegible]	4/14/22	17:30						
Received By:	**Date**	**Time**	**Received By:**	**Date**	**Time**	**Received By:**	**Date**	**Time**
GLS			[illegible]	4/15.22	1120			

Corporate Offices & Laboratory
853 Corporation Street
Santa Paula, CA 93060
TEL: (805)392-2000
Env FAX: (805)525-4172 / Ag FAX: (805)392-2063
CA ELAP Certification No. 1573

Office & Laboratory
2500 Stagecoach Road
Stockton, CA 95215
TEL: (209)942-0182
FAX: (209)942-0423
CA ELAP Certification No. 1563

Office & Laboratory
563 E. Lindo Avenue
Chico, CA 95926
TEL: (530)343-5818
FAX: (530)343-3807
CA ELAP Certification No. 2670

Office & Laboratory
3442 Empresa Drive, Suite D
San Luis Obispo, CA 93401
TEL: (805)783-2940
FAX: (805)783-2912
CA ELAP Certification No. 2775

Office & Laboratory
9415 W. Goshen Avenue
Visalia, CA 93291
TEL: (559)734-9473
FAX: (559)734-8435
CA ELAP Certification No. 2810

eurofins | Eaton Analytical

INTERNAL CHAIN OF CUSTODY RECORD

EEA Folder Number: 944456

SAMPLE TEMP RECEIVED:
Note: If samples are out of temperature range, let the ASMs know. ASMs will determine whether to proceed with analysis or not.
SAMPLES REC'D DAY OF COLLECTION? Yes / No

IR Gun ID = 630 (Observation= 1.5 °C) (Corr.Factor -0.2 °C) (Final = 1.3 °C)

TYPE OF ICE: Real ✓ Synthetic ____ No Ice ____ CONDITION OF ICE: Frozen ✓ Partially Frozen ____ Thawed ____ N/A ____

METHOD OF SHIPMENT: Pick-Up / Walk-In / FedEx / UPS / DHL / Area Fast / Top Line / Other: GLS

Compliance Acceptance Criteria:

1) Chemistry: >0, ≤ 6°C, not frozen (NELAP) (If received after 24 hrs of sample collection)

2) Microbiology, Distribution: < 10°C, not frozen (can be ≥10°C if received on ice the same day as sample collection, within 8 hours)

3) Microbiology, Surface Water: < 10°C (If received after 2 hours of sample collection)

If out of temperature range for both Chemistry and Microbiology samples and temperature does not confirm, then measure the temperature of each quadrant and record each temperature of the quadrants

1 = (Observation= ____ °C) (Corr.Factor ____ °C) (Final = ____ °C)	2 = (Observation= ____ °C) (Corr.Factor ____ °C) (Final = ____ °C)
3 = (Observation= ____ °C) (Corr.Factor ____ °C) (Final = ____ °C)	4 = (Observation= ____ °C) (Corr.Factor ____ °C) (Final = ____ °C)

4 Dioxin (1613 or 2,3,7,8 TCDD): must be between 0-4 °C, not frozen (If received after 24 hrs of sample collection)

5) pH Check. Manufacturer: ____ Lot Number: ____ pH strip type: 0 - 14 or ____ Expiration Date ____ Results: ____

6) Chlorine check. Manufacturer: Sansafe. Lot No.: ____ Expiration Date: ____ Results ____

7) VOA and Radon Headspace: No Samples with Headspace: ☐ Samples with Headspace (see below): ☐

Headspace Documentation (use additional VOC and Radon Internal COFC for additional bottles)

Exempt from headspace concerns: Methods 515.4, HAA(6251,552), 505, SPME, @CH, 532LCMS, 556, 536, Anatoxin, LCMS methods using 40 ml vials, International clients:

Samp ID	Bottle #	None/<6 mm	>6mm	Test

Samp ID	Bottle #	None/<6 mm	>6mm	Test

Samp ID	Bottle #	None/<6 mm	>6mm	Test

Samp ID	Bottle #	None/<6 mm	>6mm	Test

Note Sample IDs which have dissimilar headspace (i.e. potential sampling errors): ____

	SIGNATURE	PRINT NAME	COMPANY/TITLE	DATE	TIME
RECEIVED BY:	[signature]	Vivian Flascenia	Eurofins Eaton Analytical	4/15/22	1120

	SIGNATURE	PRINT NAME	COMPANY/TITLE	DATE	TIME
SAMPLES CHECKED AGAINST COC BY:			Eurofins Eaton Analytical		

Page ___ of ___

QA FO-FRM5504 (9.28.21) Ver 9

Tel: (626) 386-1100
Fax: (866) 988-3757
1 800 566 LABS (1 800 566 5227)

Laboratory Comments

Report: 999456
Project: DRINKING
Group: Perchlorate

FGL Environmental, Inc.
Cindy Aguirre
853 Corporation Street
Santa Paula, CA 93060

The Comments Report may be blank if there are no comments for this report.

eurofins | Eaton Analytical

Tel: (626) 386-1100
Fax: (866) 988-3757
1 800 566 LABS (1 800 566 5227)

Laboratory Hits

Report: 999456
Project: DRINKING
Group: Perchlorate

FGL Environmental, Inc.
Cindy Aguirre
853 Corporation Street
Santa Paula, CA 93060

Samples Received on:
04/15/2022 1120

Analyzed	Analyte	Sample ID	Result	Federal MCL	Units	MRL

SUMMARY OF POSITIVE DATA ONLY

eurofins | Eaton Analytical

Tel: (626) 386-1100
Fax: (866) 988-3757
1 800 566 LABS (1 800 566 5227)

Laboratory Data

Report: 999456
Project: DRINKING
Group: Perchlorate

FGL Environmental, Inc.
Cindy Aguirre
853 Corporation Street
Santa Paula, CA 93060

Samples Received on:
04/15/2022 1120

Prepped	Analyzed	Prep Batch	Analytical Batch	Method	Analyte	Result	Units	MRL	Dilution
22D0397-01 (202204150203)							**Sampled on 04/13/2022 0650**		
		EPA 314.0 - Perchlorate with 2 ug/L MRL							
	04/29/22 09:26	(1)	1404450	(EPA 314.0)	Perchlorate- Low Level	ND	ug/L	2.0	1

Rounding on totals after summation.
(c) - indicates calculated results. Analysis is a calculated result. Reported results are not rounded until the final step before reporting. Therefore methods that use a test result with further calculation may have slight differences in final result than the component analyses.

eurofins | Eaton Analytical

Tel: (626) 386-1100
Fax: (866) 988-3757
1 800 566 LABS (1 800 566 5227)

Laboratory QC Summary

Report: 999456
Project: DRINKING
Group: Perchlorate

FGL Environmental, Inc.

Perchlorate with 2 ug/L MRL

Analytical Batch: 1404450 **Analysis Date: 04/29/2022**

202204150203 22D0397-01 Analyzed by: YHP7

eurofins | Eaton Analytical

Tel: (626) 386-1100
Fax: (866) 988-3757
1 800 566 LABS (1 800 566 5227)

Laboratory QC

Report: 999456
Project: DRINKING
Group: Perchlorate

FGL Environmental, Inc.

QC Type	Analyte	Native	Spiked	Recovered	Units	Yield(%)	Limits (%)	RPD Limit(%)	RPD%
Perchlorate with 2 ug/L MRL by EPA 314.0									
Analytical Batch: 1404450						**Analysis Date: 04/29/2022**			
LCS1	Perchlorate- Low Level		10	9.53	ug/L	95	(85-115)		
LCS2	Perchlorate- Low Level		10	9.24	ug/L	92	(85-115)	15	3.1
MBLK	Perchlorate- Low Level			<1	ug/L				
MRL_CHK	Perchlorate- Low Level		2	1.70	ug/L	85	(75-125)		
MS_202204070881	Perchlorate- Low Level	ND	4	4.02	ug/L	100	(80-120)		
MSD_202204070881	Perchlorate- Low Level	ND	4	3.83	ug/L	96	(80-120)	15	4.7

Spike recovery is already corrected for native results.
Spikes which exceed Limits and Method Blanks with positive results are highlighted by Underlining.
Criteria for MS and Dup are advisory only, batch control is based on LCS. Criteria for duplicates are advisory only, unless otherwise specified in the method.
RPD not calculated for LCS2 when different a concentration than LCS1 is used.
RPD not calculated for Duplicates when the result is not five times the MRL (Minimum Reporting Level).
(S) - Indicates surrogate compound.
(I) - Indicates internal standard compound.

May 25, 2022

Pat-Chem Laboratories
ATTN:Steven Jefferson
1824 1st St
San Fernando, CA 91340

Subject: Subcontract Analysis for FGL Lab No. SP 2206153

Enclosed please find results for the following sample(s) which were received by FGL.

- Sub Contracted-Strontium 90

Please note that this analysis was performed by Eurofins Eaton Analytical, Inc. (ELAP Certified Laboratory)

Thank you for using FGL Environmental.

Sincerely,

Cindy Aguirre Digitally signed by Cindy Aguirre
Title: Customer Service Rep
Date: 2022-05-25

Enclosure

750 Royal Oaks Drive, Suite 100
Monrovia, California 91016-3629
Tel: (626) 386-1100
Fax: (866) 988-3757
1 800 566 LABS (1 800 566 5227)

ACCREDITED
CERTIFICATE #'s 5890.01 & 5890.02

Laboratory Report

for

FGL Environmental, Inc.
853 Corporation Street
Santa Paula, CA 93060
Attention: Cindy Aguirre
Fax: 805-525-4172

Date of Issue
05/24/2022

EUROFINS EATON ANALYTICAL, LLC

NELAP ACCREDITED TNI LABORATORY
Utah ELCP CA00006

Report: 999972
Project: DRINKING
Group: STRONTIUM 90

WV6M: Rosalynn Dang

Project Manager

* Accredited in accordance with TNI 2016 and ISO/IEC 17025:2017.
* Laboratory certifies that the test results meet all **TNI 2016 and ISO/IEC 17025:2017** requirements unless noted under the individual analysis.
* As applicable, this report consists of the cover page, State Certification List, ISO 17025 Accredited Method List, Acknowledgement of Samples Received, Comments, Hits Report, Data Report, QC Summary, QC Report and Regulatory Forms.
* Test results relate only to the sample(s) tested.
* Test results apply to the sample(s) as received, unless otherwise noted in the comments report (ISO/IEC 17025:2017).
* This report shall not be reproduced except in full, without the written approval of the laboratory.
* This report includes ISO/IEC 17025 and non-ISO 17025 accredited methods.

STATE CERTIFICATION LIST

State	Certification Number	State	Certification Number
Alabama	41060	Montana	Cert 0035
Arizona	AZ0778	Nebraska	NE-OS-21-13
Arkansas	CA00006	Nevada	CA00006
California	2813	New Hampshire *	2959
Colorado	CA00006	New Jersey *	CA 008
Connecticut	PH-0107	New Mexico	CA00006
Delaware	CA 006	New York *	11320
Florida *	E871024	North Carolina	06701
Georgia	947	North Dakota	R-009
Guam	21-008R	Ohio - 537.1	87786
Hawaii	CA00006	Oregon *	4034
Idaho	CA00006	Pennsylvania *	68-00565
Illinois	200033	Puerto Rico	CA00006
Indiana	C-CA-01	Rhode Island	LAO00326
Iowa – Asbestos	413	South Carolina	87016
Kansas *	E-10268	South Dakota	CA11320
Kentucky	90107	Tennessee	TN02839
Louisiana *	LA008	Texas *	T104704230-20-18
Maine	CA00006	Utah (Primary AB) *	CA00006
Maryland	224	Vermont	VT0114
Marianas Islands	MP0004	Virginia *	460260
Massachusetts	M-CA006	Washington	C838
Michigan	9906	EPA Region 5	CA00006
Mississippi	CA00006	Los Angeles County Sanitation Districts	10264

* NELAP/TNI Recognized Accreditation Bodies

ISO/IEC 17025:2917 Accredited Method List

The test listed below are accredited and met the requirements of ISO/IEC 17025 as verify by A2LA.

Refer to our certificates and scope of accreditations (no. 5890-1 and 5890-2) found at:

https://www.eurofinsus.com/Eaton

Test(s)	Method(s)	Potable Water *	Waste Water
Enterococci	Enterolert	x	x
Escherichia coli (Enumeration)	SM 9221 B.1 SM 9221 F	x	
Fecal Coliform (P/A and Enumeration)	SM 9221 C (MTF/EC), SM 9221 E (MTF/EC)	x	x
Fecal Streptococci and Enterococci	SM 9230 B	x	x
Heterotrophic Bacteria	SM 9215 B	x	
Legionella	Legiolert®	x	
Pseudomonas aeruginosa	Idexx Pseudalert	x	
Total Coliform (P/A and Enumeration)	SM 9221A, SM 9221B, SM 9221 C	x	x
Total Coliform, Total Coliform with Chlorine Present	SM 9221 B	x	x
Total Coliform/E. coli (P/A and Enumeration, Idexx Colilert, Idexx Colilert 18, Colisure)	SM 9223	x	
Total Microcystins and Nodularins	EPA 546	X	
Yeast and Mold	SM 9610	x	
1,2,3-Trichloropropane (TCP) at 5 PPT	CA SRL 524M-TCP	x	
1,4-Dioxane	EPA 522	x	
2,3,7,8-TCDD	Modified EPA 1613 B	X	
Acrylamide	+LCMS 2440)	x	
Algal Toxins/Microcystin	+ LCMS 3570	x	
Alkalinity	SM 2320B	x	x
Ammonia	EPA 350.1, SM 4500-NH3 H		x
Asbestos	EPA 100.2	x	x
Bicarbonate Alkalinity as HCO3	SM 2330 B	x	x
BOD/CBOD	SM 5210 B		x
Bromate	+LCMS- 2447	x	
Carbonate as CO3	SM 2330 B	x	x
Carbonyls	EPA 556	x	x
Chemical Oxygen Demand	EPA 410.4, SM 5220D		x
Chlorinated Acids	EPA 515.4	x	
Chlorine Dioxide	Palin Test Chlordio X Plus, SM 4500-CLO2 D	x	
Chlorine, Free, Combined, Total Residual, Chloramines	SM 4500-Cl G	x	
Color	SM2120B	x	
Conductivity	EPA 120.1, SM 2510B	x	x
Corrosivity (Langelier Index), Carbonate as CO3, Hydroxide as OH Calculated	SM 2330 B	x	
Cyanide (Amenable)	SM 4500-CN G	x	x
Cyanide (Free)	SM 4500CN F	x	x
Cyanide (Total)	EPA 335.4	x	x
Cyanogen Chloride (Screen)	+335 Mod (WC-24467)	x	
Diquat and Paraquat	EPA 549.2	x	
DBP and HAA	SM 6251 B	x	
Dissolved Organic Carbon	SM 5310 C	x	
Dissolved Oxygen	SM 4500-O G		x
EDB/DCBP/TCP	EPA 504.1	x	
EDB/DBCP and Disinfection Byproducts	EPA 551.1	x	
EDTA and NTA	+ WC-2454	x	
Endothall	EPA 548.1, +(LCMS-2445)	x	
Fluoride	SM 4500F C	x	x
Glyphosate	EPA 547	x	
Glyphosate and AMPA	+LCMS-3618	x	
Gross Alpha and Gross Beta	EPA 900.0	x	x

Test(s)	Method(s)	Potable Water *	Waste Water
Gross Alpha coprecipitation	SM 7110 C	x	x
Hardness	SM 2340 B	x	x
Hexavalent Chromium	EPA 218.6,	x	x
Hexavalent Chromium	EPA 218.7,	x	
Hexavalent Chromium	SM 3500-Cr B		x
Inorganic Anions and DBPs	EPA 300.0	x	x
Norganic Anions and DBPs	EPA 300.1	x	
Kjeldahl Nitrogen	EPA 351.2		x
Metals	EPA 200.7, EPA200.8	x	x
Nitrosamines	EEA-Agilent 521.1 (GCMS-24250)	x	
Nitrate/Nitrite Nitrogen	EPA 353.2	x	x
Odor	SM2150B	x	
Organohalide Pesticides and PCB	EPA 505	x	
Ortho Phosphate	SM 4500P E	x	
Oxyhalides Disinfection Byproducts	EPA 317.0	x	
Perchlorate	EPA 331.0	x	
Perchlorate (Low and High Levels)	EPA 314.0	x	
Perfluorinated Alkyl Acids	EPA 533, EPA 537, EPA 537.1	x	
PPCP and EDC	+LCMS-2443	x	
pH	EPA 150.1 SM 4500-H+ B	x	x
Phenolics – Low Level	+WC 2493 (EPA 420.2 and EPA 420.4 MOD)	x	x
Phenylurea Pesticides/Herbicides	+LCMS-2448	x	
Radium-226, Radium-228	GA Tech (Rad-2374)	x	
Radon-222	SM 7500RN	x	
Residue (Filterable)	SM 2540C	x	x
Residue (Non-Filterable)	SM 2540D		x
Residue (Total)	SM 2540B		x
Residue (Volatile)	EPA 160.4		x
Semi-Volatile Compounds	EPA 525.2	x	
Silica	SM 4500-SiO2 C	x	x
Sulfide	SM 4500-S D		x
Sulfite	SM 4500-SO3 B	x	x
Surfactants	SM 5540C	x	x
Taste and Odor	SM 6040 E	x	
Total Organic Carbon	SM 5310 C	x	x
Total Phenols	EPA 420.1		x
Total Phenols	EPA 420.4	x	x
Triazine Pesticides and their Degradates	+LCMS-3617	x	
Turbidity	EPA 180.1	x	x
Uranium by ICP/MS	EPA 200.8	x	
UV 254 Organic Constituents	SM 5910B	x	
VOCs	EPA 524.2	x	
VOCs	+(GCMS 2412) by EPA 524.2 modified	x	

(*) includes: Bottled Water, Drinking Water and Water as Component of Food & Beverage.

(+) In-House Method

eurofins | Eaton Analytical

Acknowledgement of Samples Received

Addr: **FGL Environmental, Inc.**
853 Corporation Street
Santa Paula, CA 93060

Client ID: FGL
Folder #: 999972
Project: DRINKING
Sample Group: STRONTIUM 90

Attn: Cindy Aguirre
Phone: 805-392-2012

Project Manager: Rosalynn Dang
Phone: 626-386-1250
PO #: SP 2206153

The following samples were received from you on **April 19, 2022** at **1419**. They have been scheduled for the tests listed below each sample. If this information is incorrect, please contact your service representative. Thank you for using Eurofins Eaton Analytical, LLC.

Sample #	Sample ID	Sample Date
202204190486	22D0397-01	04/13/2022 0650
	@SR90EDD	

Test Description

@SR90EDD -- Strontium-90 (sub)

750 Royal Oaks Drive, Suite 100, Monrovia, CA 91016 Tel (626) 386-1100 Fax (866) 988-3757 www.EurofinsUS.com/Eaton

ENVIRONMENTAL FGL AGRICULTURAL
Analytical Chemists

Subcontract to
Eurofins Eaton Analytical, Inc.

CHAIN OF CUSTODY
AND ANALYSES REQUEST FORM

944972

Chain of Custody Information

Lab Number:

Client: Fruit Growers Laboratory
Address: 853 Corporation St.
Santa Paula, CA 93060-3005

Phone: Fax:
Contact:
Project: **SP 2206153**
Purchase Order:

Sampler(s): Not Available

Compositor Setup Date: Time:

Sample Information / **Test Description(s)**

Samp Num	Location Description	Date Sampled	Time Sampled	Method of Sampling: Composite (C) Grab(G)	Type of Sample	Potable(P) Non-Potable(NP) Ag Waiver (AgW)	Bacti Type: Other(O) System(SYS) Source(SR) Waste(W)	Bacti Reason: Routine(ROUT) Repeat(RPT) Replace(RPL) Other(O) Special(SPL)	Sub Contracted-Strontium 90 250 ml(AGT)	Sub Inorganic-Perchlorate 8oz(P) Already Recd							
1	22D0397-01	04/13/2022	06:50	G	W				1	1							

Remarks
please email subs received loginsp@fglinc.com

Relinquished	Date	Time	Relinquished	Date	Time	Relinquished	Date	Time
[signature]	4/18/22	17:30						
Received By:	**Date**	**Time**	**Received By:**	**Date**	**Time**	**Received By:**	**Date**	**Time**
GCS			[signature]	4/19/22	1419			

Corporate Offices & Laboratory
853 Corporation Street
Santa Paula, CA 93060
TEL: (805)392-2000
Env FAX: (805)525-4172 / Ag FAX: (805)392-2063
CA ELAP Certification No. 1573

Office & Laboratory
2500 Stagecoach Road
Stockton, CA 95215
TEL: (209)942-0182
FAX: (209)942-0423
CA ELAP Certification No. 1563

Office & Laboratory
563 E. Lindo Avenue
Chico, CA 95926
TEL: (530)343-5818
FAX: (530)343-3807
CA ELAP Certification No. 2670

Office & Laboratory
3442 Empresa Drive, Suite D
San Luis Obispo, CA 93401
TEL: (805)783-2940
FAX: (805)783-2912
CA ELAP Certification No. 2775

Office & Laboratory
9415 W. Goshen Avenue
Visalia, CA 93291
TEL: (559)734-9473
FAX: (559)734-8435
CA ELAP Certification No. 2810

eurofins | Eaton Analytical

INTERNAL CHAIN OF CUSTODY RECORD

EEA Folder Number: 444972

SAMPLE TEMP RECEIVED:
Note: If samples are out of temperature range, let the ASMs know. ASMs will determine whether to proceed with analysis or not.
SAMPLES REC'D DAY OF COLLECTION? Yes / No

IR Gun ID = 631A (Observation= 7.1 °C) (Corr.Factor 0.2 °C) (Final = 6.9 °C)

TYPE OF ICE: Real ✓ Synthetic ____ No Ice ____ CONDITION OF ICE: Frozen ✓ Partially Frozen ____ Thawed ____ N/A ____

METHOD OF SHIPMENT: Pick-Up / Walk-In / FedEx / UPS / DHL / Area Fast / Top Line / Other: GLS

Compliance Acceptance Criteria: trk # 556622740

1) Chemistry: >0, ≤ 6°C, not frozen (NELAP) (If received after 24 hrs of sample collection)

2) Microbiology, Distribution: < 10°C, not frozen (can be ≥10°C if received on ice the same day as sample collection, within 8 hours)

3) Microbiology, Surface Water: < 10°C (If received after 2 hours of sample collection)

If out of temperature range for both Chemistry and Microbiology samples and temperature does not confirm, then measure the temperature of each quadrant and record each temperature of the quadrants

1 = (Observation= ____ °C) (Corr.Factor ____ °C) (Final = ____ °C)	2 = (Observation= ____ °C) (Corr.Factor ____ °C) (Final = ____ °C)
3 = (Observation= ____ °C) (Corr.Factor ____ °C) (Final = ____ °C)	4 = (Observation= ____ °C) (Corr.Factor ____ °C) (Final = ____ °C)

4 Dioxin (1613 or 2,3,7,8 TCDD): must be between 0-4 °C, not frozen (If received after 24 hrs of sample collection)

5) pH Check. Manufacturer: ____ Lot Number: ____ pH strip type: 0 - 14 or ____ Expiration Date ____ Results: ____

6) Chlorine check. Manufacturer: Sansafe. Lot No.: ____ Expiration Date: ____ Results ____

7) VOA and Radon Headspace: No Samples with Headspace: ☐ Samples with Headspace (see below): ☐

Headspace Documentation (use additional VOC and Radon Internal COFC for additional bottles)

Exempt from headspace concerns: Methods 515.4, HAA(6251,552), 505, SPME, @CH, 532LCMS, 556, 536, Anatoxin, LCMS methods using 40 ml vials, International clients:

Samp ID	Bottle #	None/<6 mm	>6mm	Test

Samp ID	Bottle #	None/<6 mm	>6mm	Test

Samp ID	Bottle #	None/<6 mm	>6mm	Test

Samp ID	Bottle #	None/<6 mm	>6mm	Test

Note Sample IDs which have dissimilar headspace (i.e. potential sampling errors): ____

	SIGNATURE	PRINT NAME	COMPANY/TITLE	DATE	TIME
RECEIVED BY:	[signature]	Mark Urrutia	Eurofins Eaton Analytical	4/19/22	1419
SAMPLES CHECKED AGAINST COC BY:			Eurofins Eaton Analytical		

Page ___ of ___

QA FO-FRM5504 (9.28.21) Ver 9

Tel: (626) 386-1100
Fax: (866) 988-3757
1 800 566 LABS (1 800 566 5227)

Laboratory Comments

Report: 999972
Project: DRINKING
Group: STRONTIUM 90

FGL Environmental, Inc.
Cindy Aguirre
853 Corporation Street
Santa Paula, CA 93060

Folder Comments

Results for Strontium are submitted by Pace Analytical Services, LLC

The Comments Report may be blank if there are no comments for this report.

eurofins | Eaton Analytical

Tel: (626) 386-1100
Fax: (866) 988-3757
1 800 566 LABS (1 800 566 5227)

Laboratory Hits

Report: 999972
Project: DRINKING
Group: STRONTIUM 90

FGL Environmental, Inc.
Cindy Aguirre
853 Corporation Street
Santa Paula, CA 93060

Samples Received on:
04/19/2022 1419

Analyzed	Analyte	Sample ID	Result	Federal MCL	Units	MRL

SUMMARY OF POSITIVE DATA ONLY

eurofins | Eaton Analytical

Tel: (626) 386-1100
Fax: (866) 988-3757
1 800 566 LABS (1 800 566 5227)

Laboratory Data

Report: 999972
Project: DRINKING
Group: STRONTIUM 90

FGL Environmental, Inc.
Cindy Aguirre
853 Corporation Street
Santa Paula, CA 93060

Samples Received on:
04/19/2022 1419

Prepped	Analyzed	Prep Batch	Analytical Batch	Method	Analyte	Result	Units	MRL	Dilution
22D0397-01 (202204190486)							**Sampled on 04/13/2022 0650**		
		EPA 905.0 - Strontium-90 (sub)							
	05/11/22 07:40			(EPA 905.0)	Strontium 90 (sub)	<0.520	pCi/L	0.52	1
	05/11/22 07:40			(EPA 905.0)	Strontium-90, MDA	0.52	pCi/L		1
	05/11/22 07:40			(EPA 905.0)	Strontium-90, Two Sigma Error	0.172	pCi/L		1

Rounding on totals after summation.
(c) - indicates calculated results. Analysis is a calculated result. Reported results are not rounded until the final step before reporting. Therefore methods that use a test result with further calculation may have slight differences in final result than the component analyses.

Pace Analytical Services, LLC
1638 Roseytown Road - Suites 2,3,4
Greensburg, PA 15601
(724)850-5600

May 12, 2022

Ms. Jaclyn L. Contreras
Eurofins Eaton Analytical, LLC
750 Royal Oaks Drive, 100
Monrovia, CA 910163629

RE: Project: PACE PA 999972
Pace Project No.: 30482775

Dear Ms. Contreras:

Enclosed are the analytical results for sample(s) received by the laboratory on April 21, 2022. The results relate only to the samples included in this report. Results reported herein conform to the applicable TNI/NELAC Standards and the laboratory's Quality Manual, where applicable, unless otherwise noted in the body of the report.

The test results provided in this final report were generated by each of the following laboratories within the Pace Network:

- Pace Analytical Services - Greensburg

If you have any questions concerning this report, please feel free to contact me.

Sincerely,

Karen L. Smetanka
karen.smetanka@pacelabs.com
(724)850-5600
Project Manager

Enclosures

cc: Yolanda Martin, Eurofins Eaton Analytical, LLC
Mr. Aleksandar D. Tomovich, Eurofins Eaton Analytical, LLC

REPORT OF LABORATORY ANALYSIS

This report shall not be reproduced, except in full,
without the written consent of Pace Analytical Services, LLC.

Pace Analytical Services, LLC
1638 Roseytown Road - Suites 2,3,4
Greensburg, PA 15601
(724)850-5600

CERTIFICATIONS

Project: PACE PA 999972
Pace Project No.: 30482775

Pace Analytical Services Pennsylvania
1638 Roseytown Rd Suites 2,3&4, Greensburg, PA 15601
ANAB DOD-ELAP Rad Accreditation #: L2417
Alabama Certification #: 41590
Arizona Certification #: AZ0734
Arkansas Certification
California Certification #: 04222CA
Colorado Certification #: PA01547
Connecticut Certification #: PH-0694
Delaware Certification
EPA Region 4 DW Rad
Florida/TNI Certification #: E87683
Georgia Certification #: C040
Florida: Cert E871149 SEKS WET
Guam Certification
Hawaii Certification
Idaho Certification
Illinois Certification
Indiana Certification
Iowa Certification #: 391
Kansas/TNI Certification #: E-10358
Kentucky Certification #: KY90133
KY WW Permit #: KY0098221
KY WW Permit #: KY0000221
Louisiana DHH/TNI Certification #: LA180012
Louisiana DEQ/TNI Certification #: 4086
Maine Certification #: 2017020
Maryland Certification #: 308
Massachusetts Certification #: M-PA1457
Michigan/PADEP Certification #: 9991
Missouri Certification #: 235
Montana Certification #: Cert0082
Nebraska Certification #: NE-OS-29-14
Nevada Certification #: PA014572018-1
New Hampshire/TNI Certification #: 297617
New Jersey/TNI Certification #: PA051
New Mexico Certification #: PA01457
New York/TNI Certification #: 10888
North Carolina Certification #: 42706
North Dakota Certification #: R-190
Ohio EPA Rad Approval: #41249
Oregon/TNI Certification #: PA200002-010
Pennsylvania/TNI Certification #: 65-00282
Puerto Rico Certification #: PA01457
Rhode Island Certification #: 65-00282
South Dakota Certification
Tennessee Certification #: 02867
Texas/TNI Certification #: T104704188-17-3
Utah/TNI Certification #: PA014572017-9
USDA Soil Permit #: P330-17-00091
Vermont Dept. of Health: ID# VT-0282
Virgin Island/PADEP Certification
Virginia/VELAP Certification #: 460198
Washington Certification #: C868
West Virginia DEP Certification #: 143
West Virginia DHHR Certification #: 9964C
Wisconsin Approve List for Rad
Wyoming Certification #: 8TMS-L

This report shall not be reproduced, except in full,
without the written consent of Pace Analytical Services, LLC.

Pace Analytical Services, LLC
1638 Roseytown Road - Suites 2,3,4
Greensburg, PA 15601
(724)850-5600

SAMPLE SUMMARY

Project: PACE PA 999972
Pace Project No.: 30482775

Lab ID	Sample ID	Matrix	Date Collected	Date Received
30482775001	**202204190486**	Drinking Water	04/13/22 06:50	04/21/22 09:25

This report shall not be reproduced, except in full,
without the written consent of Pace Analytical Services, LLC.

Pace Analytical Services, LLC
1638 Roseytown Road - Suites 2,3,4
Greensburg, PA 15601
(724)850-5600

SAMPLE ANALYTE COUNT

Project: PACE PA 999972
Pace Project No.: 30482775

Lab ID	Sample ID	Method	Analysts	Analytes Reported	Laboratory
30482775001	**202204190486**	EPA 905.0	JJY	1	PASI-PA

PASI-PA = Pace Analytical Services - Greensburg

This report shall not be reproduced, except in full,
without the written consent of Pace Analytical Services, LLC.

Pace Analytical Services, LLC
1638 Roseytown Road - Suites 2,3,4
Greensburg, PA 15601
(724)850-5600

PROJECT NARRATIVE

Project: PACE PA 999972
Pace Project No.: 30482775

Method: **EPA 905.0**
Description: 905.0 Strontium 89/90
Client: Eurofins Eaton Analytical
Date: May 12, 2022

General Information:
1 sample was analyzed for EPA 905.0 by Pace Analytical Services Greensburg. All samples were received in acceptable condition with any exceptions noted below or on the chain-of custody and/or the sample condition upon receipt form (SCUR) attached at the end of this report.

Hold Time:
The samples were analyzed within the method required hold times with any exceptions noted below.

Method Blank:
All analytes were below the report limit in the method blank, where applicable, with any exceptions noted below.

Laboratory Control Spike:
All laboratory control spike compounds were within QC limits with any exceptions noted below.

Matrix Spikes:
All percent recoveries and relative percent differences (RPDs) were within acceptance criteria with any exceptions noted below.

Additional Comments:

This data package has been reviewed for quality and completeness and is approved for release.

This report shall not be reproduced, except in full,
without the written consent of Pace Analytical Services, LLC.

Pace Analytical Services, LLC
1638 Roseytown Road - Suites 2,3,4
Greensburg, PA 15601
(724)850-5600

ANALYTICAL RESULTS - RADIOCHEMISTRY

Project: PACE PA 999972
Pace Project No.: 30482775

Sample: 202204190486 **Lab ID: 30482775001** Collected: 04/13/22 06:50 Received: 04/21/22 09:25 Matrix: Drinking Water
PWS: Site ID: Sample Type:

Comments: • Preservative not listed on COC.
• Sampler's name and signature not on COC.

Parameters	Method	Act ± Unc (MDC) Carr Trac	Units	Analyzed	CAS No.	Qual
		Pace Analytical Services - Greensburg				
Total Radio-Strontium	EPA 905.0	**-0.212 ± 0.172 (0.520) C:88% T:NA**	pCi/L	05/11/22 07:40		

This report shall not be reproduced, except in full,
without the written consent of Pace Analytical Services, LLC.

Pace Analytical Services, LLC
1638 Roseytown Road - Suites 2,3,4
Greensburg, PA 15601
(724)850-5600

QUALITY CONTROL - RADIOCHEMISTRY

Project: PACE PA 999972
Pace Project No.: 30482775

QC Batch: 501565
QC Batch Method: EPA 905.0
Analysis Method: EPA 905.0
Analysis Description: 905.0 Strontium 89/90
Laboratory: Pace Analytical Services - Greensburg
Associated Lab Samples: 30482775001

METHOD BLANK: 2427633
Matrix: Water
Associated Lab Samples: 30482775001

Parameter	Act ± Unc (MDC) Carr Trac	Units	Analyzed	Qualifiers
Total Radio-Strontium	0.119 ± 0.208 (0.473) C:94% T:NA	pCi/L	05/11/22 07:39	

Results presented on this page are in the units indicated by the "Units" column except where an alternate unit is presented to the right of the result.

This report shall not be reproduced, except in full,
without the written consent of Pace Analytical Services, LLC.

Pace Analytical Services, LLC
1638 Roseytown Road - Suites 2,3,4
Greensburg, PA 15601
(724)850-5600

QUALIFIERS

Project: PACE PA 999972
Pace Project No.: 30482775

DEFINITIONS

DF - Dilution Factor, if reported, represents the factor applied to the reported data due to dilution of the sample aliquot.

ND - Not Detected at or above adjusted reporting limit.

TNTC - Too Numerous To Count

J - Estimated concentration above the adjusted method detection limit and below the adjusted reporting limit.

MDL - Adjusted Method Detection Limit.

PQL - Practical Quantitation Limit.

RL - Reporting Limit - The lowest concentration value that meets project requirements for quantitative data with known precision and bias for a specific analyte in a specific matrix.

S - Surrogate

1,2-Diphenylhydrazine decomposes to and cannot be separated from Azobenzene using Method 8270. The result for each analyte is a combined concentration.

Consistent with EPA guidelines, unrounded data are displayed and have been used to calculate % recovery and RPD values.

LCS(D) - Laboratory Control Sample (Duplicate)

MS(D) - Matrix Spike (Duplicate)

DUP - Sample Duplicate

RPD - Relative Percent Difference

NC - Not Calculable.

SG - Silica Gel - Clean-Up

U - Indicates the compound was analyzed for, but not detected.

N-Nitrosodiphenylamine decomposes and cannot be separated from Diphenylamine using Method 8270. The result reported for each analyte is a combined concentration.

Reported results are not rounded until the final step prior to reporting. Therefore, calculated parameters that are typically reported as "Total" may vary slightly from the sum of the reported component parameters.

Act - Activity

Unc - Uncertainty: For Safe Drinking Water Act (SDWA) analyses, the reported Unc. Is the calculated Count Uncertainty (95% confidence interval) using a coverage factor of 1.96. For all other matrices (non-SDWA), the reported Unc. is the calculated Expanded Uncertainty (aka Combined Standard Uncertainty, CSU), reported at the 95% confidence interval using a coverage factor of 1.96.

Gamma Spec: The Unc. reported for all gamma-spectroscopy analyses (EPA 901.1), is the calculated Expanded Uncertainty (CSU) at the 95.4% confidence interval, using a coverage factor of 2.0.

(MDC) - Minimum Detectable Concentration

Trac - Tracer Recovery (%)

Carr - Carrier Recovery (%)

Pace Analytical is TNI accredited. Contact your Pace PM for the current list of accredited analytes.

TNI - The NELAC Institute.

This report shall not be reproduced, except in full,
without the written consent of Pace Analytical Services, LLC.

eurofins | Eaton Analytical

Submittal Form

Date: 4/20/2022

*REPORTING REQUIRMENTS: *Do Not Combine Reports with any other samples submitted under different Folder Numbers!*
Report & Invoice must have the Folder# 999972 Job # 1000014

Report all quality control data according to Method. Include dates analyzed. Date extracted (if extracted) and Method reference on the report.
Results must have Complete data & QC with Approval Signature.

Ship To:
`PACE Analytical Services, Inc.
1638 Roseytown Road, Suite 2
Suite 2
Greensburg, PA 15601

Phone: 724-850-5600 Fax: 724-850-5601

Reports: Jackie Contreras Sub-Contracting Administrator
EMAIL TO: Eaton-MonroviaSubContract@eurofinset.com
Eurofins Eaton Analytical, LLC 750 Royal Oaks Drive, Suite 100, Monrovia, CA 91016
Phone (626) 386-1165 Fax (626) 386-1122
Invoices to: Eurofins Eaton Analytical, LLC
Accounts Payable 2425 New Holland Pike, Lancaster, PA 17605

Provide in each Report the Specified StateCertification # and Exp Date for requested tests + matrix.

Samples from: **CALIFORNIA**

Folder #: 999972
Report Due: 05/19/2022

Sample ID	Client Sample ID for reference onl	Sample Date & Time	Matrix	Clip Code	PWSID
202204190486	22D0397-01	04/13/22 0650	DW		LXG

Sample type:	Sample Event:	Facility ID:	Sample Point ID:	Static ID:

Method	Prep Method	Analysis Requested
EPA 905.0		Strontium-90 (sub)

001

WO# : 30482775
30482775

Relinquished by: Sample Control GREITNER Date 04/20/2022 Time 12:21
Received by: Date 4.21.22 Time 9:25
Relinquished by: Sample Control Date Time
Received by: Date Time

NOTIFICATION REQUIRED IF RECEIVED OUTSIDE OF 0-6 CELSIUS

An Acknowledgement of Receipt is requested to attn: Jackie Contreras

750 Royal Oaks Drive, Suite 100, Monrovia, CA 91016 Tel (626) 386-1100 Fax (866) 988-3757 www.EurofinsUS.com/Eaton

Pittsburgh Lab Sample Condition Upon Receipt

Pace Analytical

Client Name: Eurofins Project # _____

Courier: ☑ Fed Ex ☐ UPS ☐ USPS ☐ Client ☐ Commercial ☐ Pace Other _____

Label JBH
LIMS Login pp

Tracking #: 5717 5701 9645

Custody Seal on Cooler/Box Present: ☐ yes ☑ no Seals intact: ☐ yes ☐ no

Thermometer Used AA Type of Ice: Wet Blue None

Cooler Temperature Observed Temp — °C Correction Factor: — °C Final Temp: — °C

Temp should be above freezing to 6°C

WO#: 30482775
Due Date: 05/12/22
PM: KLS
CLIENT: EUROF_EATON

Comments:	Yes	No	N/A		
				pH paper Lot# 10D2811	Date and Initials of person examining contents: JBH 4.21.22
Chain of Custody Present:	✓			1.	
Chain of Custody Filled Out:	✓			2.	
Chain of Custody Relinquished:	✓			3.	
Sampler Name & Signature on COC:		✓		4.	
Sample Labels match COC: -Includes date/time/ID Matrix: DW	✓			5.	
Samples Arrived within Hold Time: JBH 4.21.22	X	✓		6. Sampled on 4.13.22 arrived out of hold not preserved	
Short Hold Time Analysis (<72hr remaining):		✓		7.	
Rush Turn Around Time Requested:		✓		8.	
Sufficient Volume:	✓			9.	
Correct Containers Used:	✓			10.	
-Pace Containers Used:		✓			
Containers Intact:	✓			11.	
Orthophosphate field filtered			✓	12.	
Hex Cr Aqueous sample field filtered			✓	13.	
Organic Samples checked for dechlorination:			✓	14.	
Filtered volume received for Dissolved tests			✓	15.	
All containers have been checked for preservation. exceptions: VOA, coliform, TOC, O&G, Phenolics, Radon, Non-aqueous matrix	✓			16. Added 2.5 ml of HNO3 to the sample to preserve	
All containers meet method preservation requirements.		✓		Initial when completed JBH	Date/time of preservation 4.21.22 17:45
				Lot # of added preservative DL 22-0325	
Headspace in VOA Vials (>6mm):			✓	17.	
Trip Blank Present:			✓	18.	
Trip Blank Custody Seals Present			✓		
Rad Samples Screened < 0.5 mrem/hr	✓			Initial when completed: JBH	Date: 4.21.22 Survey Meter SN: 1563

Client Notification/ Resolution:

Person Contacted: _____ Date/Time: _____ Contacted By: _____

Comments/ Resolution: _____

☐ **A check in this box indicates that additional information has been stored in ereports.**

Note: Whenever there is a discrepancy affecting North Carolina compliance samples, a copy of this form will be sent to the North Carolina DEHNR Certification Office (i.e. out of hold, incorrect preservative, out of temp, incorrect containers)

***PM review** is documented electronically in LIMS. When the Project Manager closes the SRF Review schedule in LIMS. The review is in the Status section of the Workorder Edit Screen.

Pace Analytical®

Pace Greensburg Lab -Sample Container Count

Client

Site 999972

Profile Number 554

Notes

Sample Line Item	Matrix	AG1H	AG1S	AG1T	AG2U	AG3S	AG3U	AG5U	AG5T	BG1U	BG2U	BP1N	BP1U	BP2S	BP2U	BP3C	BP3N	BP3S	BP3U	DG9S	GCUB	VG9H	VG9T	VG9U	VOAK	WGFU	WGKU	ZPLC	
1	DW											1																	
2																													
3																													
4																													
5																													
6																													
7																													
8																													
9																													
10																													
11																													
12																													

WO#: 30482775

PM: KLS Due Date: 05/12/22

CLIENT: EUROF_EATON

Container Codes

Glass

GJN	1 Gallon Jug with HNO3	DG9S	40mL amber VOA vial H2SO4
AG5U	100mL amber glass unprserved	VG9U	40mL clear VOA vial
AG5T	100mL amber glass Na Thiosulfate	VG9T	40mL clear VOA vial Na Thiosul
GJN	1 Gallon Jug	VG9H	40mL clear VOA vial HCl
AG1S	1L amber glass H2SO4	JGFU	4oz amber wide jar
AG1H	1L amber glass HCl	WGFU	4oz wide jar unpreserved
AG1T	1L amber glass Na Thiosulfate	BG2U	500mL clear glass unpreserved
BG1U	1L clear glass unpreserved	AG2U	500mL amber glass unpreserve
AG3S	250mL amber glass H2SO4	WGKU	8oz wide jar unpreserved
AG3U	250mL amber glass unpreserved		

Plastic / Misc.

GCUB	1 Gallon Cubitainer
12GN	1/2 Gallon Cubitainer
SP5T	120mL Coliform Na Thiosulfate
BP1N	1L plastic HNO3
BP1U	1L plastic unpreserved
BP3S	250mL plastic H2SO4
BP3N	250mL plastic HNO3
BP3U	250mL plastic unpreserved
BP3C	250ml plastic NAOH
BP2S	500mL plastic H2SO4
BP2U	500mL plastic unpreserved

EZI	5g Encore
VOAK	Kit for Volatile Solid
I	Wipe/Swab
ZPLC	Ziploc Bag

WT	Water
SL	Solid
OL	Non-aqueous liquid
WP	Wipe

ENV-FRM-GBUR-0072 00 29Dec2020

Quality Control Sample Performance Assessment

Pace Analytical
www.pacelabs.com

Test:	Sr-90
Analyst:	JJY
Date:	5/9/2022
Batch:	66498
Matrix:	DW

Analyst Must Manually Enter All Fields Highlighted in Yellow.

Method Blank Assessment

MB Sample ID	2427633
MB concentration:	0.119
M/B Counting Uncertainty:	0.207
MB MDC:	0.473
MB Numerical Performance Indicator:	1.13
MB Status vs Numerical Indicator:	N/A
MB Status vs. MDC:	Pass

Laboratory Control Sample Assessment

	LCSD (Y or N)?	Y
	LCS66498	**LCSD66498**
Count Date:	5/11/2022	5/11/2022
Spike I.D.:	19-045	19-045
Spike Concentration (pCi/mL):	31.570	31.570
Volume Used (mL):	0.10	0.10
Aliquot Volume (L, g, F):	0.5121	0.5055
Target Conc. (pCi/L):	6.165	6.245
Uncertainty (Calculated):	0.030	0.030
Result (pCi/L):	5.43	5.17
LCS/LCSD Counting Uncertainty (pCi/L):	0.612	0.598
Numerical Performance Indicator:	-2.35	-3.52
Percent Recovery:	88.08%	82.78%
Status vs Numerical Indicator:	N/A	N/A
Status vs Recovery:	Pass	Pass
Upper % Recovery Limits:	130.00%	130.00%
Lower % Recovery Limits:	65.00%	65.00%

Sample Matrix Spike Control Assessment

Sample Collection Date:	4/19/2022
Sample I.D.	30484110001
Sample MS I.D.	30484110001MS
Sample MSD I.D.	
Spike I.D.:	19-045
MS/MSD Decay Corrected Spike Concentration (pCi/mL):	31.616
Spike Volume Used in MS (mL):	0.20
Spike Volume Used in MSD (mL):	
MS Aliquot (L, g, F):	0.5034
MS Target Conc. (pCi/L):	12.562
MSD Aliquot (L, g, F):	
MSD Target Conc. (pCi/L):	
MS Spike Uncertainty (calculated):	0.060
MSD Spike Uncertainty (calculated):	
Sample Result:	-0.125
Sample Result Counting Uncertainty (pCi/L):	0.170
Sample Matrix Spike Result:	11.25
Matrix Spike Result Counting Uncertainty (pCi/L):	0.873
Sample Matrix Spike Duplicate Result:	
Matrix Spike Duplicate Result Counting Uncertainty (pCi/L):	
MS Numerical Performance Indicator:	-2.610
MSD Numerical Performance Indicator:	
MS Percent Recovery:	90.55%
MSD Percent Recovery:	
MS Status vs Numerical Indicator:	N/A
MSD Status vs Numerical Indicator:	
MS Status vs Recovery:	Pass
MSD Status vs Recovery:	
MS/MSD Upper % Recovery Limits:	130.00%
MS/MSD Lower % Recovery Limits:	65.00%

Duplicate Sample Assessment

Sample I.D.:	LCS66498
Duplicate Sample I.D.	LCSD66498
Sample Result (pCi/L):	5.43
Sample Result Counting Uncertainty (pCi/L):	0.612
Sample Duplicate Result (pCi/L):	5.17
Sample Duplicate Result Counting Uncertainty (pCi/L):	0.598
Are sample and/or duplicate results below MDC?	NO
Duplicate Numerical Performance Indicator:	0.596
(Based on the LCS/LCSD Percent Recoveries) Duplicate RPD:	6.20%
Duplicate Status vs Numerical Indicator:	N/A
Duplicate Status vs RPD:	Pass
% RPD Limit:	25.00%

Enter Duplicate sample IDs if other than LCS/LCSD in the space below.

Matrix Spike/Matrix Spike Duplicate Sample Assessment

Sample I.D.	
Sample MS I.D.	
Sample MSD I.D.	
Sample Matrix Spike Result:	
Matrix Spike Result Counting Uncertainty (pCi/L):	
Sample Matrix Spike Duplicate Result:	
Matrix Spike Duplicate Result Counting Uncertainty (pCi/L):	
Duplicate Numerical Performance Indicator:	
(Based on the MS / MSD Recoveries) MS / MSD Duplicate RPD:	
MS/ MSD Duplicate Status vs Numerical Indicator:	
MS/ MSD Duplicate Status vs RPD:	
% RPD Limit:	

Evaluation of duplicate precision is not applicable if either the sample or duplicate results are below the MDC.

Comments:

5/11/22

5/11/22

SUBCONTRACT ORDER

Pat-Chem Laboratories

22D0397

2206153

SENDING LABORATORY:

Pat-Chem Laboratories
1824 First Street
San Fernando, CA 91340
Phone: 818-639-5300
Fax: 818-639-5306
Project Manager: Stephen Berentsen

RECEIVING LABORATORY:

Fruit Growers - FGL
853 Corporation Street
Santa Paula, CA 93060
Phone :(805) 525-3824
Fax: (805) 525-4172

Analysis	Due	Expires	Laboratory ID	Comments
Sample ID: 22D0397-01	**Water**	**Sampled:13-Apr-22 06:50**		**Wastewater/IPC [MCC] EFF-Quarterly**
Tritium (Sub)	28-Apr-22 12:00	15-Apr-22 06:50		
Sr-90 (Strontium 90) (Sub)	28-Apr-22 12:00	10-Oct-22 06:50		
Radium 226 228 (Sub)	28-Apr-22 12:00	10-Oct-22 06:50		
Perchlorate 314.0 (Sub)	28-Apr-22 12:00	11-May-22 06:50		
Gross beta SUB	28-Apr-22 12:00	10-Oct-22 06:50		
Gross alpha SUB	28-Apr-22 12:00	10-Oct-22 06:50		
Containers Supplied:				

R01
2

APR 14 2022

Released By	Date	Received By	Date
	4/14/22	DA	4/14/22 14:38
Released By	Date	Received By	Date

ENVIRONMENTAL AGRICULTURAL
Analytical Chemists

Subcontract to Eurofins Eaton Analytical, Inc.

CHAIN OF CUSTODY
AND ANALYSES REQUEST FORM

Chain of Custody Information

Lab Number:

Client: Fruit Growers Laboratory
Address: 853 Corporation St.
Santa Paula, CA 93060-3005

Phone: Fax:
Contact:
Project: **SP 2206153**
Purchase Order:

Sampler(s): Not Available

Compositor Setup Date: Time:

Samp Num	Location Description	Date Sampled	Time Sampled	Method of Sampling: Composite (C) Grab(G)	Type of Sample	Potable(P) Non-Potable(NP) Ag Waiver (AgW)	Bacti Type: Other(O) System(SYS) Source(SR) Waste(W)	Bacti Reason: Routine(ROUT) Repeat(RPT) Replace(RPL) Other(O) Special(SPL)	Sub Contracted-Strontium 90 250 ml(AGT)	Sub Inorganic-Perchlorate 8oz(P)								
1	22D0397-01	04/13/2022	06:50	G	W				1	1								

Test Description(s)

Remarks

Relinquished	Date	Time	Relinquished	Date	Time	Relinquished	Date	Time
Received By:	Date	Time	Received By:	Date	Time	Received By:	Date	Time

Corporate Offices & Laboratory
853 Corporation Street
Santa Paula, CA 93060
TEL: (805)392-2000
Env FAX: (805)525-4172 / Ag FAX: (805)392-2063
CA ELAP Certification No. 1573

Office & Laboratory
2500 Stagecoach Road
Stockton, CA 95215
TEL: (209)942-0182
FAX: (209)942-0423
CA ELAP Certification No. 1563

Office & Laboratory
563 E. Lindo Avenue
Chico, CA 95926
TEL: (530)343-5818
FAX: (530)343-3807
CA ELAP Certification No. 2670

Office & Laboratory
3442 Empresa Drive, Suite D
San Luis Obispo, CA 93401
TEL: (805)783-2940
FAX: (805)783-2912
CA ELAP Certification No. 2775

Office & Laboratory
9415 W. Goshen Avenue
Visalia, CA 93291
TEL: (559)734-9473
FAX: (559)734-8435
CA ELAP Certification No. 2810

Condition Upon Receipt (Attach to COC) SP 2206153

Sample Receipt at SP:

1. Number of ice chests/packages received: **OTC**
2. Shipper tracking numbers _____
3. Were samples received in a chilled condition?
   Temps: **ROI** / **2c** / ____ / ____ / ____ / ____ / ____
4. Surface water (SWTR) bact samples: A sample that has a temperature upon receipt of >10C, whether iced or not, should be flagged unless the time since sample collection has been less than two hours.
5. Do the number of bottles received agree with the COC? **Yes** **No** **N/A**
6. Verify sample date, time, sampler **Yes** **No** **N/A**
7. Were the samples received intact? (i.e. no broken bottles, leaks, etc.) **Yes** **No**
8. Were sample custody seals intact? **Yes** **No** **N/A**

Sample Verification, Labeling and Distribution:

1. Were all requested analyses understood and acceptable? **Yes** **No**
2. Did bottle labels correspond with the client's ID's? **Yes** **No**
3. Were all bottles requiring sample preservation properly preserved? **Yes** **No** **N/A** **FGL**
   [Exception: Oil & Grease, VOA and CrVI verified in lab]
4. VOAs checked for Headspace? **Yes** **No** **N/A**
5. Were all analyses within holding times at time of receipt? **Yes** **No**
6. Have rush or project due dates been checked and accepted? **Yes** **No** **N/A**

Include a copy of the COC for lab delivery. (Bacti. Inorganics and Radio)

Sample Receipt, Login and Verification completed by: Reviewed and Approved By **Daisy Aguayo** Digitally signed by Daisy Aguayo
Title: Sample Receiving
Date: 04/19/2022-08:05:33

Discrepency Documentation:

Any items above which are "No" or do not meet specifications (i.e. temps) must be resolved.

1. Person Contacted: _____ Phone Number: _____
   Initiated By: _____ Date: _____
   Problem:

   Resolution:

2. Person Contacted: _____ Phone Number: _____
   Initiated By: _____ Date: _____
   Problem:

   Resolution:

(2012670)
Pat-Chem Laboratories
SP 2206153
DA0-04/19/2022-08:05:33

Pat-Chem Laboratories
1824 1st Street
San Fernando, CA 91340

CHAIN OF CUSTODY RECORD

Phone (818) 639-5300
Fax (818) 639-5306

Environmental Sample

Sample I.D.#: 22D0397

Customer: IPC - Integrated Performance Consultants, Inc.
Project: (MCC) EFF - Quarterly
Page 1 of 2
Address: 9297 Research Drive
Sampled by: Carlos Alvarez
P.O. #:
Irvine CA 92618
Report Attention: Ric Vardel / Golan Kfir
Phone #: 949-382-9067

Sample Description	Date Sampled	Time Sampled	# of bottles	Required Tests	Sample Type	Matrix	Bottle Type	Preserve	Field Data (pH / Temperature) pH: Field Lab
EFF	04/13/22	0650	1	Ag, Al, As, Ba, Be, Ca, Cd, Cr, Cu, Fe, ~~Mn, Hg, Ni, Sb, Se, Tl, U, Zn~~	Grab	AQ	1L P	HN	
			1	Fluoride, Bromate, Chlorite, Color, Odor, ~~pH, Conductivity, Alkalinity, Temperature~~	Grab	AQ	1/2 Gal. P	4°C	
			1	Cyanide	Grab	AQ	250 P	OH, ~~AA~~	
			1	MBAS	Grab	AQ	500 P	4°C	
			6	524, 504	Grab	AQ	3-VOA Vials	4°C	
			7	507, 515, 632, 508, 550, 506, 552	Grab	AQ	1L G	4°C	
			2	547 Glyphosate **(Sub-Out)**	Grab	AQ	Vials	4°C	
			1	548 Endothall **(Sub-Out)**	Grab	AQ	Amber 1L G	4°C	
			1	549 Diquat **(Sub-Out)**	Grab	AQ	1L P	4°C	
			1	Dioxin - 2,3,7,8 TCDD **(Sub-Out)**	Grab	AQ	Amber 1L G	4°C	

RECEIVED
APR 13 2022
By

	Signature	Print Name (Company)	Date	Time
Relinquished by		Carlos Alvarez (IPC)	04/13/22	1205
Received by		Jonathan U. (PC)	4/13/22	1205
Relinquished by		Jonathan U. (PC)	4/13	1314
Received by				
Relinquished by				
Received in lab by		APR 13 2022		1314

Sample Received Checklist

Temperature upon receipt: 4°C
# of bottles agrees with COC? Yes No
Samples intact? Yes No
Samples properly preserved? Yes No
Samples in holding time? Yes No

Compliance Monitor

Initial Flow _____
Final Flow _____

Sample Type
Grab
Comp

Matrix
AQ - Water
SO - Soil / Sludge
OT - Other

Bottle Type
P - Plastic
G - Amber Glass
VOA - 40 ml Vial
Coli - bacteria

Preservations
HC - HCl
HS - H_2SO_4
HN - HNO_3
HP - H_3PO_4
OH - NaOH
ST - Sodium Thiosulfate
AA - Ascorbic Acid
Al - $AlCl_3$
Cu - $CuSO_4$

Note: Samples are discarded 30 days after results are reported, unless other arrangements are made.

Rev 2 Effective 5/1/17

Pat-Chem Laboratories
1824 1st Street
San Fernando, CA 91340

CHAIN OF CUSTODY RECORD

Phone (818) 639-5300
Fax (818) 639-5306

Environmental Sample

Sample I.D.#: 22D0397

Customer: IPC - Integrated Performance Consultants, Inc.
Address: 9297 Research Drive, Irvine CA 92618

Project: (MCC) EFF - Quarterly

Sampled by: Carlos Alvarez
Report Attention: Ric Vardel / Golan Kfir

P.O. #:
Phone #: 949-382-9067

Sample Description	Date Sampled	Time Sampled	# of bottles	Required Tests	Sample Type	Matrix	Bottle Type	Preserve	Field Data (pH / Temperature) pH: Field Lab EC =
EFF	04/13/22	0650	4	Radium-226 & 228 (Sub-Out) Gross Alpha, Gross Beta	Grab	AQ	1L P	4°C	
			1	Strontium-90 (Sub-Out)	Grab	AQ	1L P	4°C	
			2	Tritium (Sub-Out)	Grab	AQ	VOA Vials	4°C	
			1	Perchlorate (Sub-Out, leave headspace)	Grab	AQ	500 P	4°C	
			1	Asbestos (Sub-Out)	Grab	AQ	1L G	4°C	

RECEIVED
APR 13 2022
By

	Signature	Print Name (Company)	Date	Time
Relinquished by		Carlos Alvarez (IPC)	04/13/22	1205
Received by		Jonathan V. (PC)	4/13	1205
Relinquished by		Jonathan V. (PC)	4/13	1314
Received by				
Relinquished by				
Received in lab by		APR 13 2022		1314

Sample Received Checklist

Temperature upon receipt: 4°C
# of bottles agrees with COC? Yes No
Samples intact? Yes No
Samples properly preserved? Yes No
Samples in holding time? Yes No

Compliance Monitor

Initial Flow _____
Final Flow _____

Sample Type
Grab
Comp

Matrix
AQ - Water
SO - Soil / Sludge
OT - Other

Bottle Type
P - Plastic
G - Amber Glass
VOA - 40 ml Vial
Coli - bacteria

Preservations
HC - HCl
HS - H_2SO_4
HN - HNO_3
HP - H_3PO_4
OH - NaOH
ST - Sodium Thiosulfate
AA - Ascorbic Acid
AI - $AlCl_3$
Cu - $CuSO_4$

Note: Samples are discarded 30 days after results are reported, unless other arrangements are made.

INTEGRATED PERFORMANCE CONSULTANTS INC

202204 MCC ONM Report

Period: 04/01/2022 - 04/30/2022

Date	Name	Job	Task	Notes
04/01/2022	CEA	MCC-MOM	OPR-WTO	Plant operations check. Bluff and Legacy Park pumping stations, IW2 status check - okay. Plant routine rounds; chemicals room, Upper and lower odors control beds, clear well distribution. Increased A Ratio from 1.20 to 1.50, EQT level higher than usual this morning. Troubleshot low UVT which has decreased below 65%. Initiated off spec and work on AIT -5100; cleaned cuvette and perform calibration - okay, the intensity increased from 64% to 74%. Swapped off spec back to normal.
04/01/2022	CEA	MCC-MOM	PMT-GLB	Completed preventive maintenance.
04/01/2022	CEA	MCC-MOM	PMT-GLB	Completed preventive maintenance.
04/01/2022	CEA	MCC-MOM	OPR-WTO	Supervised MBT solids storage tank 5K gallons wasted activated sludge haul by EJP (eddy). Discussed with GXK wasting and plant process. Enabled wasting MOV-4700 auto and increased daily wasting target from 2k to 3K.
04/01/2022	GXK	MCC-MOM	OPR-WTO	Plant checks. Inspected trends are normal and process health. Adjusted chlorine dose multiplier. Reviewed recent logs. Plant walk inspected headworks, MBT, electrical rooms, HP system, UV system, Online analyzers, Odor control system, and chemicals room. CEA reported a leak from the coarse screen top of the screw sprayer piping. Inspected the leak and it is coming from a pinhole rapture in one of the 90 elbow fittings. Some of the piping to the sprayers was previously replaced with PVC, but not all. All the remaining metal pipe sections are in a very bad state due to corrosion. I temporarily shut down the water to the leaking section of the piping yesterday. I took some pictures and measurements to design a solution. Reviewed recent DigAlerts emails.
04/01/2022	CEA	MCC-MOM	CMT-GLB	Manually ran and Inspect coarse screen unit. With GXK check sprayers water supply lines.
04/01/2022	LAW	MCC-MOM	SAM-WTO	Took daily EFF sample, calibrated pH analyzer, and took pH and EC readings,
04/01/2022	CEA	MCC-MOM	PMT-GLB	Completed preventive maintenance.
04/01/2022	KTV	MCC-MOM	OPR-WTO	Set up Vactor decant of solids collected from MH-E7 and SC-23X0. Finished decant and dumped solids. Had LAW start on cleaning the Vactor while the solids dry.
04/01/2022	LAW	MCC-MOM	CMT-GLB	Cleaned out contents from the rotary drum from the vactor.
04/01/2022	CEA	MCC-MOM	PMT-GLB	Completed preventive maintenance.
04/01/2022	LAW	MCC-MOM	CMT-GLB	Cleaned contents from the rotary drum from the Vactor out.
04/01/2022	GXK	MCC-MOM	PMT-GLB	Completed preventive maintenance.
04/01/2022	MAA	MCC-MOM	CMT-GLB	Assisted LAW in grit removal from Vactor. Dosed CL2 over grit residue too small to shovel for odor control and will let it dry for vacuum removal.
04/01/2022	GXK	MCC-MOM	CMT-PLB	Repaired the raptured piping between the SV and the sprayer header at the top of the compaction screw. I used flexible PVC tube and barb fittings I already had. Tested, adjusted the control valve, and placed back into service.
04/02/2022	CEA	MCC-MOM	OPR-WTO	Plant operations check. Decreased production A ratio from 1.5 to 1.2 EQT running at normal operating levels. Bluff and Legacy Park pumping stations, IW2 status check - okay. 2000 Hours - plant check, Increased production A Ratio from 1.20 to 1.30.
04/02/2022	LAW	MCC-MOM	SAM-WTO	Collected daily EFF sample, calibrated pH analyzer, and took pH and EC readings.
04/03/2022	CEA	MCC-MOM	OPR-WTO	Plant process, clear well distribution and UV systems check. Bluff and Legacy Park pumping stations, IW2 status check - okay. Monitoring Equalization tank levels and adjusted production accordingly.
04/03/2022	EDM	MCC-MOM	SAM-WTO	Took daily EFF samples and prepared sample paperwork for lab pick-up. Took pH and EC reads.

INTEGRATED PERFORMANCE CONSULTANTS

202204 MCC ONM Report

Period: 04/01/2022 - 04/30/2022

Date	Name	Job	Task	Notes
04/04/2022	RRV	MCC-MOM	OPR-WTO	Trained BLV on reclaimed water reporting. Completed 2021 submittal. Prepared 2022 tab in 2022_mcc_data.
04/04/2022	CEA	MCC-MOM	OPR-WTO	Plant operations check. Bluff and Legacy Park pumping stations, IW2 status check - okay. Plant routine rounds; chemicals room, upper and lower odors control beds, clear well distribution. Monitoring Bluff Park irrigation cycle completed. MBT solids storage tank running at normal operating levels; Purged P-7320 and resumed production.
04/04/2022	KTV	MCC-MOM	PRG-SDA	Tested Guest permissions programming. Guests can't edit any tags. Set up all trainees as Guests. Bug tested the switch user button and popup window, an added feature to allow pressing keyboard "Enter" or the "OK" button on the window. Set up guest account as default auto-login and set WWTF Process Overview as the Start-Up Screen. Now the system will log out or timeout to guests so that SCADA can still be navigated just not controlled.
04/04/2022	DFH	MCC-MOM	OPR-GLB	With KTV, Review SCADA of plant operations and trends.
04/04/2022	KTV	MCC-MOM	OPR-WTO	SCADA review with DFH. System status overall looks good. Received strange lab result > 1 mg/L NH3. Processes log shows NO3-N measured at the same time in our lab was 0.03 mg/L. Asked lab to recheck. Note that AB1 ORP and DO are a little low. Decreased MLR speed from 96% to 94% to better control ORP around -150 mV, and see what effect this has on DO.
04/04/2022	CEA	MCC-MOM	OPR-WTO	Reviewed lab sample results. MCC lab Eff NH3 check; result 0.034 mg/L. Inspected bioreactor aeration process, and reviewed data trends.
04/04/2022	GXK	MCC-MOM	OPR-WTO	Plant checks. Inspected trends are normal and process health. Reviewed recent logs. Plant walk inspected headworks, MBT, electrical rooms, HP system, UV system, online analyzers, odor control system, and chemicals room. Discussed vortex system paddle elevation with KTV. Review recent DigAlerts emails.
04/04/2022	CEA	MCC-MOM	OPR-WTO	Reviewed Bioreactor #2 instruments calibration procedures and scheduling. Headworks equipment check: Coarse screen check- okay, SC-2310 cleaned the fine screen, flushed sprayers, and removed solids compactor trash.
04/04/2022	DFH	MCC-MOM	GMT-HSK	General housekeeping of MBT Blower room.
04/04/2022	DFH	MCC-MOM	SAM-GLB	Collect daily EFF sample and tested permeate sample for pH, EC, NH3, NO2, NO3, Alk, pre-Cl2, and post-Cl2.
04/04/2022	CEA	MCC-MOM	PMT-GLB	Completed preventive maintenance.
04/04/2022	CEA	MCC-MOM	PMT-INT	Completed equipment calibrations.
04/04/2022	CEA	MCC-MOM	CMT-ELT	P-1120: Inspect MCC bucket, BOY wires loose at the terminal block, tighten wires and measure amperage: L1 6.50, L2 6.60, L3 6.50 accordingly. P-1110 MCC bucket inspection okay, measure amperage: L1 6.60, L2 6.50, L3 6.50.
04/04/2022	CEA	MCC-MOM	OPR-WTO	Inspect MBR1 tank high-level previous alarms conditions, tank levels all normal. Flushed outlet side of the tank and RAS lines with high pressure plant water.
04/04/2022	DFH	MCC-MOM	GMT-HSK	With LAW, cleaned up grit and sand that was removed from Vactor.
04/04/2022	GXK	MCC-MOM	OPR-WTO	Training DFH. Run effluent quality analysis at the lab.
04/04/2022	LAW	MCC-MOM	GMT-HSK	Cleaned area around headworks with DFH.
04/04/2022	CEA	MCC-MOM	PMT-GLB	Completed preventive maintenance.
04/05/2022	KTV	MCC-MOM	OPR-WTO	Plant check okay. No change in process DO or ORP so decreased MLR from 94% to 92%. EQ level remains slightly higher than desired, so increased A Ratio from 1.30 to 1.35. Trained MAA on basic morning plant checks on SCADA.
04/05/2022	MAA	MCC-MOM	OPR-TRN	With KTV; training and review of Ignition SCADA. Discussed A and B ratios, INF, and permeate Q's.

INTEGRATED PERFORMANCE CONSULTANTS

202204 MCC ONM Report

Period: 04/01/2022 - 04/30/2022

Date	Name	Job	Task	Notes
04/05/2022	GXK	MCC-MOM	OPR-WTO	Plant checks. Inspected trends are normal and process health. Reviewed recent logs. Plant walk inspecting headworks, MBT, electrical rooms, HP system, UV system, online analyzers, odor control system, and chemicals room. Reviewed recent DigAlerts emails.
04/05/2022	EDM	MCC-MOM	GMT-DIG	Follow up on Digalert A220880506-00A, no conflict with the delineated area. Documented site visit with pictures, added to a shared folder.
04/05/2022	LAW	MCC-MOM	GEN-TRN	Yellow lining membrane thickener equipment.
04/05/2022	MAA	MCC-MOM	SAM-WTO	Collected daily EFF samples.
04/05/2022	MAA	MCC-MOM	GMT-HSK	Housekeeping. Areas 3000/4000.
04/05/2022	EDM	MCC-MOM	GMT-HSK	Housekeeping at headworks.
04/05/2022	MAA	MCC-MOM	GMT-HSK	Continued housekeeping. Areas 3000/4000.
04/05/2022	LAW	MCC-MOM	GMT-HSK	Cleaned around secondary odor bed.
04/06/2022	CEA	MCC-MOM	OPR-WTO	Plant operations check. Bluff and Legacy Park pumping stations, Iw2 injection check- normal. With KTV reviewed bioreactor 2 aeration process trends and MLR speed. Plant routine rounds. MBT process check, verify diffusers cleaning cycle - normal.
04/06/2022	EDM	MCC-MOM	OPR-TRN	W/ KTV + LAW, covered MCC SCADA, Ignition log-ins, screen layout, and examples of real-world interactions.
04/06/2022	LAW	MCC-MOM	GEN-TRN	With KTV, reviewed MCC SCADA.
04/06/2022	KTV	MCC-MOM	OPR-WTO	Morning system check training with EDM and LAW. Reviewed basic overall condition of the plant and what to look for during the morning check.
04/06/2022	CEA	MCC-MOM	SAM-WTO	Check lab samples bottles and instruments calibration solutions inventory.
04/06/2022	CEA	MCC-MOM	PMT-GLB	Completed preventive maintenance.
04/06/2022	GXK	MCC-MOM	OPR-WTO	Plant checks. Inspected trends are normal and process health. BIO DOs started to climb as the ML concentration started to go back down to the 8,200 mg/L range. I reduced the PAB SP from 7.2 to 7 PSI. I reduced solids wasting SP to the MBT at 1,500 GPD max. Reduced chlorine multiplier from 0.11 to 0.1 due to high residual. Reviewed recent logs. Plant walk inspected headworks, MBT, electrical rooms, HP system, UV system, Online analyzers, Odor control system, and chemicals room. Review recent DigAlerts emails.
04/06/2022	CEA	MCC-MOM	CMT-GLB	SC-2101- Unit check, flushed, and test- normal. Removed chute trash.
04/06/2022	CEA	MCC-MOM	SAM-WTO	Collect weekly process samples for lab analysis.
04/06/2022	CEA	MCC-MOM	SAM-WTO	Effluent quality check, NH3 0.042 mg/L. Collect Effluent dailies, weeklies, and monthly compliance samples for lab analysis, set up the cooler for PCL pick up.
04/06/2022	CEA	MCC-MOM	CMT-ELT	P-3260 MCC check, inspect wiring inside bucket - normal. Pump auto running at 45.8 Hz speed, flow 365 gpm, amperage L1 3.57, L2 3.59, and L3 3.60. P-3160 MCC check, inspect wiring inside bucket - normal. Pump test- okay; manually ran at 59 Hz speed, flow > 500 gpm, amperage L1 5.96, L2 6.00, and L3 5.90.
04/06/2022	CEA	MCC-MOM	OPR-WTO	Check Bioreactor #1 level is low: manually ran P-1210 to increase Pre- anox 1 to normal operating levels.
04/06/2022	LAW	MCC-MOM	GMT-HSK	Cleaned area around MBT.

INTEGRATED PERFORMANCE CONSULTANTS INC

202204 MCC ONM Report

Period: 04/01/2022 - 04/30/2022

Date	Name	Job	Task	Notes
04/06/2022	KTV	MCC-MOM	OPR-WTO	Alarm EQT insufficient pump up caused by PDPS cycle near the same time as an influent pump cycle. While logged in, noticed EQ level at 7 feet. Increased A Ratio from 1.4 to 1.55 to attempt to bring the level down to 3 feet by morning.
04/07/2022	DFH	MCC-MOM	GMT-HSK	General housekeeping of 5000.
04/07/2022	GXK	MCC-MOM	OPR-WTO	Plant checks. Inspected trends are normal and process health. Reviewed recent logs. Plant walk inspected headworks, MBT, electrical rooms, HP system, UV system, Online analyzers, Odor control system, and chemicals room. Review recent DigAlerts emails.
04/07/2022	EDM	MCC-MOM	SAM-WTO	Took daily EFF samples.
04/07/2022	EDM	MCC-MOM	GMT-HSK	General Housekeeping at headworks.
04/08/2022	CEA	MCC-MOM	OPR-WTO	Plant operations check. Bluff and Legacy Park pumping stations, IW2 injection check- normal. Reviewed bioreactor 2 aeration process trends and MLR speed. Plant routine rounds. Bluff Park irrigation cycle was completed last night. Check upper and lower odor control beds, the media bed is dry due to the current heatwave. Adjusted media bed irrigation sprinklers timer: Upper bed increased from 2 to 4 minutes, Lower bed increased from 4 to 8 minutes. Monitored next sprinkles cycle - okay.
04/08/2022	KTV	MCC-MOM	OPR-WTO	With CEA, inspected ME-2220 grit level and texture. Observed physical location of the paddles during operation. Paddles appear to be higher than they should be - when turning the near side of the paddle is out of the water and when stopped the paddles are 1" below the average water level while the manual specifies 2" below the average water level.
04/08/2022	CEA	MCC-MOM	CMT-GLB	Disabled ME-2210 and ME-2220, hang LOTO, and open the paddle mixer tank for inspection. With KTV Inspect paddle mixers, measure grit level at about 2', and cleaned tank walls. Removed LOTO, and bypassed safety latch so we can observe the mixer paddles running during unit normal operation. Reviewed ONM for maintenance procedures.
04/08/2022	GXK	MCC-MOM	OPR-WTO	Plant checks. Inspected trends are normal and process health. Reviewed recent logs. Plant walk inspected headworks, MBT, electrical rooms, HP system, UV system, online analyzers, odor control system, and chemicals room. Review recent DigAlerts emails.
04/08/2022	CEA	MCC-MOM	OPR-WTO	Headworks equipment operations check; Coarse screw check - okay. SC-2320 inspect flushed sprayers, cleaned the fine screen, and removed solids compactor chute trash.
04/08/2022	CEA	MCC-MOM	PMT-GLB	Completed preventive maintenance.
04/08/2022	CEA	MCC-MOM	PMT-GLB	Completed preventive maintenance.
04/08/2022	LAW	MCC-MOM	SAM-WTO	Took daily EFF sample and calibrated pH analyzer. Took pH and EC readings.
04/08/2022	LAW	MCC-MOM	PMT-GLB	Completed preventive maintenance.
04/08/2022	CEA	MCC-MOM	OPR-WTO	Reviewed Vortex paddle mixer and grit screw VEOLIA ONM procedures. ME-2210 inspection completed, secured cover and safety latches.
04/08/2022	CEA	MCC-MOM	PMT-GLB	Completed preventive maintenance.
04/08/2022	CEA	MCC-MOM	CMT-INT	Level xmitter indicating 19', actual tank level is normal at 15.5 feet, will troubleshoot level xmitter in the next visit.

INTEGRATED PERFORMANCE CONSULTANTS

202204 MCC ONM Report

Period: 04/01/2022 - 04/30/2022

Date	Name	Job	Task	Notes
04/08/2022	GXK	MCC-MOM	CMT-MET	CEA reported difficulty starting the generator for PMT. Came to inspect. Fuel looks good, oil looks good. The battery looks good. Attempts to run the generator are unsuccessful. The generator cranks OK, but no ignition. Inspected the fuel system and there are mechanisms I'm not sure about. Took some pictures for further investigation.
04/09/2022	GXK	MCC-MOM	OPR-WTO	Logged in remotely. Checked plant functions OK. Inspected trends are normal. Reviewed logbook, sampling logs, and process logs. Increased the chlorine feed multiplier from 0.008 to 0.1. Cleared alarms.
04/09/2022	DFH	MCC-MOM	GEN-TRV	Travel to MCC to collect daily EFF sample.
04/09/2022	DFH	MCC-MOM	SAM-GLB	Collect daily EFF sample. Calibrated pH and EC analyzer. Tested permeate sample for pH and EC.
04/09/2022	KTV	MCC-MOM	OPR-WTO	Repeated zone 8 alarms throughout the day; all alarms were ME-2210 running too long or EQT insufficient pump up and had cleared before logging in. Plan to address false alarm conditions Monday morning.
04/09/2022	GXK	MCC-MOM	OPR-WTO	Logged in remotely. Checked plant functions OK. Inspected trends are normal. Reviewed logbook, sampling logs, and process logs. Noticed high weekend flows and high EQT. Increased A ratio from 1 to 1.6 to bring down the EQT level overnight. Verified UVs are providing a sufficient dose.
04/10/2022	RRV	MCC-MOM	OPR-WTO	0256 Alarm: EQ Tank Insufficient Pump Up. Checked level trends. PDPS cycle did not achieve the required degree of elevation during the most recent pump cycle, but the performance was normal. PDPS level decreased appropriately across the cycle and the EQ Tank level rose, but not sufficiently to prevent the alarm.
04/10/2022	EDM	MCC-MOM	SAM-WTO	Took daily pH/EC reads and EFF samples.
04/10/2022	GXK	MCC-MOM	OPR-WTO	Logged in remotely. Checked plant functions OK. Inspected trends are normal. Reviewed logbook, sampling logs, and process logs. Reduced chlorine dose multiplier from 0.1 to 0.09. Cleared alarms.
04/10/2022	GXK	MCC-MOM	OPR-WTO	Logged in remotely. Checked plant functions OK. Inspected trends are normal. Reviewed logbook, sampling logs, and process logs.
04/11/2022	CEA	MCC-MOM	OPR-WTO	Plant operations check. Bluff, Legacy Park pumping stations, and IW2 injection check- normal. Reviewed bioreactor 2 aeration process trends and MLR speed, DO is decreasing. I increased the PAB pressure SP from 7.00 to 7.10. Plant routine rounds. Bluff Park irrigation cycle was completed last night. Check upper and lower odor control media beds.
04/11/2022	DFH	MCC-MOM	OPR-GLB	With KTV, review scada, levels, trends, and previous alarms.
04/11/2022	CEA	MCC-MOM	PMT-GLB	Completed preventive maintenance.
04/11/2022	KTV	MCC-MOM	OPR-WTO	Plant check okay; set A Ratio to 1.50 to see if we can get a tipping trough cycle to activate this morning. Noticed MX-3130 running in AUTO despite CEA simulating low level during maintenance of LT-3105. Further investigation is required.
04/11/2022	CEA	MCC-MOM	OPR-WTO	Check bioreactor #1 levels, troubleshot LA-3105, and reviewed the program logic for setpoints and offset.
04/11/2022	DFH	MCC-MOM	GMT-HSK	General housekeeping of 5000 and 1000 blocks.
04/11/2022	KTV	MCC-MOM	OPR-WTO	Increased the EQ recirc setpoint so that DFH and I could visually observe a tipping trough cycle - EQ level 3.1 feet at the time. Cycle performance was good; put EQ recirc setpoint back to 3.0 feet.

INTEGRATED PERFORMANCE CONSULTANTS

202204 MCC ONM Report

Period: 04/01/2022 - 04/30/2022

Date	Name	Job	Task	Notes
04/11/2022	GXK	MCC-MOM	OPR-WTO	Upon arrival, noticed high temperature and humidity in the lab. Inspected the AAON AC, and again found it in Emergency Shutdown Alarm mode. Cycled the power to clear the alarms. Plant checks. Inspected trends are normal and process health. Reviewed recent logs. Adjusted Chlorine multiplier from 0.08 to 0.1. Verified tipping trough functions OK and two cycles each completed. Plant walk inspecting headworks, MBT, electrical rooms, HP system, UV system, Online analyzers, Odor control system, and chemicals room. Review recent DigAlerts emails. Assisted CEA with the LA-3105 replacement.
04/11/2022	CEA	MCC-MOM	CMT-INT	Discussed with KTV level Xmitter failure and agreed to replace with a spare unit on hand. Removed bad Xmitter.
04/11/2022	KTV	MCC-MOM	OPR-WTO	Shut down ME-2210 and hung LOTO to investigate grit depth and paddle distance from walls. Found grit depth roughly the same, between 7-8 feet on my measurement pole. Measured paddle distance at 20.5"; manual specifies 1/3 of the total diameter which is roughly 26.5". Left voice message for Veolia technical support to get clarification on paddle installation and fluidization. Based on the last tech support conversation, reduced fluidization flow from 25 gpm to 20 gpm. I will monitor grit depth throughout the week to see if it is affected.
04/11/2022	DFH	MCC-MOM	SAM-GLB	Collect daily EFF sample and tested permeate sample for pH and EC.
04/11/2022	GXK	MCC-MOM	OPR-WTO	Continue helping CEA with LA3105 replacement. I want to seal the fittings with Chico compound, but we struggled with opening the injection port. It seems that the port set screw got submerged in the sealing compound and is now set in place. Discussed the Vortex peddle position settings with KTV. Searched online for parts to repair the headworks odor control bed railing.
04/11/2022	DFH	MCC-MOM	GMT-HSK	General housekeeping of headworks.
04/11/2022	CEA	MCC-MOM	CMT-INT	Installed new level Xmitter, set up the weight, rewiring, and test- okay.
04/11/2022	KTV	MCC-MOM	CMT-GLB	Investigated broken handrail by MB-9300. Discussed corrective action with GXK who will order parts needed. Put all spare parts in the lab for now.
04/11/2022	DFH	MCC-MOM	GMT-HSK	Continued to housekeep in 1000 block and Headworks. Loaded 32" sewer lid into service truck to be stored inside MCC container.
04/11/2022	CEA	MCC-MOM	CMT-GLB	Attempt to remove electrical conduit caps to reseal with Chico X sealant was no success.
04/11/2022	GXK	MCC-MOM	OPR-WTO	Continued to research and locating the parts for the repair of the odor control railing. Placed orders. Inventoried the lab reagents and online analyzers maintenance reagents and consumable parts. Placed an order.
04/12/2022	KTV	MCC-MOM	OPR-WTO	Reviewed SCADA plant check with MAA; plant check okay.
04/12/2022	MAA	MCC-MOM	OPR-TRN	With KTV; reviewed SCADA, A and B ratios, and 7-day demand, EQ levels and tipping trough, clear well upper and lower zones, and weekly/daily equipment rotations.
04/12/2022	GXK	MCC-MOM	OPR-WTO	Plant checks. Inspected trends are normal and process health. Reviewed recent logs. Reduced A ratio from 1.6 to 1 due to low EQT and low flows. Plant walk inspected headworks, MBT, electrical rooms, HP system, UV system, online analyzers, odor control system, and chemicals room. Review recent DigAlerts emails. Organized deliveries and general cleaning.
04/12/2022	KTV	MCC-MOM	OPR-WTO	Shut down ME-2210 and hung LOTO for inspection. Measured grit level 3" higher than yesterday after reducing fluidization flow. Returned ME-2210 to normal operation. Trained MAA on overall headwork layout and function. Hung LOTO on SC-2310 for draining and inspection.

INTEGRATED PERFORMANCE CONSULTANTS

202204 MCC ONM Report

Period: 04/01/2022 - 04/30/2022

Date	Name	Job	Task	Notes
04/12/2022	MAA	MCC-MOM	OPR-GLB	With KTV, walked through flow at headworks. Assisted in measuring grit level at vortex grit chamber. LOTO on rotary drum screen 3210 to drain and check for grit accumulation. Drain valve fitting does not allow enough clearance for hose fitting to connect due to its location. Made Tee assembly but need 2" nipple to complete. Anawalt did not have nipples on hand so tried draining with 1.5" and 3" blue hoses on hand but was unsuccessful. GXK will order parts to add tee at the valve drain. Cleaned up and removed LOTO.
04/12/2022	GXK	MCC-MOM	OPR-WTO	Continue organizing around the lab. Placed an order for restroom cleaning supplies.
04/12/2022	KTV	MCC-MOM	OPR-WTO	Checked MH-E8 condition - similar to MH-E7. Unable to cut lid for access. Investigated other access points to see if the overground pump station pipe can be moved. Unable to open the far hatch on the east side of T-1100 by myself.
04/12/2022	GXK	MCC-MOM	CMT-PLB	Took measurements and made plans for replacing all the remaining corroded metal pipe sections with PVC piping.
04/12/2022	MAA	MCC-MOM	GMT-HSK	Washed down floor around rotary screens and rinsed down hoses.
04/12/2022	MAA	MCC-MOM	SAM-WTO	Collected Daily EFF sample. Iced and stored.
04/12/2022	GXK	MCC-MOM	CMT-PLB	Continue taking measurements and made plans for replacing all the remaining corroded metal pipe sections with PVC piping. Placed an order for parts.
04/12/2022	KTV	MCC-MOM	OPR-WTO	Plant check okay. Received a call back from Veolia tech support for ME-2210. Asked for clarification on what the grit level should be and how far the paddles should be from the wall. Tech support will follow up after talking with engineers. Tech support was able to confirm that the paddles should be installed low enough to be fully submerged during normal operation. Plan to move paddles lower if grit continues to accumulate downstream in SC-23X0.
04/12/2022	GXK	MCC-MOM	PMT-GLB	Completed preventive maintenance.
04/12/2022	GXK	MCC-MOM	CMT-PLB	Researched pipe sizes and take measurements trying to design a new piping route as part of the replacement of the corroding metal pipes with PVC piping. In the process, I will bring the flow control valves up to the deck level so they are safely accessible. I was also looking into adding a flow meter for better control of the fluidization flow.
04/13/2022	CEA	MCC-MOM	OPR-WTO	Plant operations check; EQT level at 6.5 ft, increased production A ratio gradually from 1.0 to 1.6. Transfer eqt product to bioreactor 1 to top off Pre- Anox basin to normal operating levels 16 ft. Bluff and Legacy Park pumping stations and IW2 check - okay. Bluff Park irrigation cycle completed. Monitoring plant process, UV performance, and EFF quality.
04/13/2022	KTV	MCC-MOM	OPR-WTO	Prepared for Vactor work this morning. Learned how to connect to the JetScan and set up at MH-E6. Unable to continue due to a missing part. Ordered the part for EDM to pick up and rescheduled work for tomorrow morning.
04/13/2022	CEA	MCC-MOM	SAM-WTO	Collect EFF weekly and quarterly compliance samples for lab analysis.
04/13/2022	CEA	MCC-MOM	OPR-WTO	Chemicals room equipment check - okay, check chemicals tote tanks levels. Place Sodium Hypochlorite order with UNIVAR delivery schedule on 04/18.
04/13/2022	CEA	MCC-MOM	PMT-GLB	Completed preventive maintenance.

INTEGRATED PERFORMANCE CONSULTANTS

202204 MCC ONM Report

Period: 04/01/2022 - 04/30/2022

Date	Name	Job	Task	Notes
04/13/2022	GXK	MCC-MOM	OPR-WTO	Plant checks. Inspected trends are normal and process health. Reviewed recent logs. Investigated the high coliform lab results for EFF sample collected on 04/05/22 by MAA. The plant was functioning well with otherwise no issue. I especially focused on the UV disinfection system around the time the samples were collected. UV trains #2 & 3 were in service splitting a total flow of about 67 GPM. The lowest dose was for UV2 at about 101 mJ/cm^2 which is above and beyond the required minimum of 80 mJ/cm^2. I do not see any reason for having viable bacteria in the effluent other than cross-contamination in the lab. Plant walk inspected headworks, MBT, electrical rooms, HP system, UV system, online analyzers, odor control system, and chemicals room. Review recent DigAlerts emails.
04/13/2022	CEA	MCC-MOM	PMT-GLB	Completed preventive maintenance.
04/13/2022	CEA	MCC-MOM	OPR-WTO	Headworks SC-2101 check removed solids trash.
04/13/2022	CEA	MCC-MOM	SAM-WTO	Collect weekly process samples for lab analysis.
04/13/2022	CEA	MCC-MOM	SAM-WTO	Collected EFF daily and process samples for lab analysis. Set up the coolers for courier pick up.
04/13/2022	CEA	MCC-MOM	PMT-MET	Completed preventive maintenance.
04/13/2022	CEA	MCC-MOM	PMT-MET	Completed preventive maintenance.
04/14/2022	GXK	MCC-MOM	OPR-WTO	Plant checks. Inspected trends are normal and process health. Reviewed recent logs. Increased chlorine dose multiplier from 0.09 to 0.11 due to low chlorine residual and lower operating flows. Plant walk inspecting headworks, MBT, electrical rooms, HP system, UV system, Online analyzers, Odor control system, and chemicals room. Review recent DigAlerts emails. Collected daily samples for lab analysis. Contact Christian Brothers regarding the AAON AC failing again.
04/14/2022	KTV	MCC-MOM	PRG-PLC	Investigated MX-3130 logic and found the enable on level bit missing. This bit is present for MX-3120. Updated the program to match MX-3120.
04/14/2022	KTV	MCC-MOM	OPR-WTO	Checked H2S levels in MH-E8 during no flow - <1 ppm, BPPS cycle - <1 ppm, and over-ground pump cycle - 30 ppm. Need to check if it will be possible to move the overground pipe direct to the influent pump station. KRN notified me of an unusual lower zone reuse flow total for 4/12. Investigation showed low Clearwell level all day 4/12 caused by EQ flow being lower than EFF flow due to a low A Ratio.
04/14/2022	LAW	MCC-MOM	GMT-AUT	Washed the vactor.
04/14/2022	GXK	MCC-MOM	OPR-WTO	Run BIO2 and MBT TSS analysis in the lab. Run the effluent quality analysis. Replaced the pH and conductivity probe calibration reagents.
04/14/2022	LAW	MCC-MOM	GMT-HSK	Cleaned out sampling coolers and collected COC's
04/14/2022	KTV	MCC-MOM	OPR-WTO	Plant check okay; trends show AER1 DO continue to slowly increase throughout the day. Lowered air to AER by closing BFV-3201 1 turn - DO stabilize ~1 mg/L.
04/14/2022	GXK	MCC-MOM	OPR-WTO	Plant checks. Inspected trends are normal and process health. Continue cleaning up in the lab and moving parts to the storage.
04/15/2022	KTV	MCC-MOM	OPR-WTO	Continued balancing aeration to achieve 1 mg/L DO in AER1. Continued reviewing collections system maintenance results and planning. Scheduled a second JetScan test for Monday morning. SCADA and trend check are okay.
04/15/2022	KTV	MCC-MOM	OPR-WTO	Process check okay; noticed high MLSS result from GXK earlier this week. Reviewed wasting trend and found MBT is intermittent due to P-73X0 being OFF. Put P-73X0 back in AUTO and resumed MBT operation.

INTEGRATED PERFORMANCE CONSULTANTS

202204 MCC ONM Report

Period: 04/01/2022 - 04/30/2022

Date	Name	Job	Task	Notes
04/15/2022	KTV	MCC-MOM	SAM-WTO	Took daily compliance sample and left for courier.
04/15/2022	KTV	MCC-MOM	OPR-WTO	Plant check okay; aeration remains lower than I like but the trend shows this is likely due to increasing the A Ratio in preparation for the weekend, so will monitor throughout the weekend and adjust as necessary on Monday. For now, increased the blower pressure setpoint to 7.2 psi.
04/15/2022	BLV	MCC-MOM	GMT-JAN	Janitorial services.
04/16/2022	KTV	MCC-MOM	OPR-WTO	Remote check since there are power outages nearby; found evidence of power loss. P-1250 and EF-9420 fault. Put EF-9410 in LEAD. Shortly after there was another power issue that caused EF-9410 and B-4610 to a fault. Headed onsite to reset VFD faults.
04/16/2022	KTV	MCC-MOM	OPR-WTO	Reset all local VFD faults and got the system running normally. Increased A Ratio to 1.40 to prepare for weekend flow and continued adjusting aeration - DO overall is a little lower than I like, but not bad and likely due to increased weekend loading.
04/16/2022	KTV	MCC-MOM	SAM-WTO	Took daily samples.
04/16/2022	KTV	MCC-MOM	OPR-WTO	Continued monitoring system performance throughout the day.
04/17/2022	KTV	MCC-MOM	OPR-WTO	Remote plant check; found B-7110 in OFF position, most likely due to the last power surge yesterday. Despite being off, P-73X0 continued to run, so need to investigate logic to prevent this from happening in the future. Put B-7110 back in AUTO. Continued monitoring the process aeration and A Ratio.
04/17/2022	EDM	MCC-MOM	SAM-WTO	Took daily EFF samples and prepared sample paperwork for lab pick-up. Also calibrated and measured daily pH and conductivity.
04/18/2022	CEA	MCC-MOM	OPR-WTO	Plant operations and daily routine rounds check. Reviewed logbook weekend activity. Bluff and Legacy Park pumping stations, IW2 injection check- normal. MBT process check system in Intermittent mode; Enabled P-7320 and resumed production. P-7320 running trends indicating unstable flow reviewed the last MLSS samples results in 28000 mg/L. Discussed with KTV and scheduled 10K Gallons wasted activate sludge haul for today. Received chemical delivery Sodium Hypochlorite 550 gallons total.
04/18/2022	DFH	MCC-MOM	GMT-AUT	JAA truck wash.
04/18/2022	CEA	MCC-MOM	PMT-GLB	Completed preventive maintenance.
04/18/2022	KTV	MCC-MOM	OPR-WTO	Slightly increased aeration to AER1 to achieve ~1 mg/L DO average. Plant check okay.
04/18/2022	CEA	MCC-MOM	OPR-WTO	Headworks equipment checks; SC-2310 cleaned and inspect fine screen drum, flushed sprayers, and removed solids compactor trash.
04/18/2022	DFH	MCC-MOM	GMT-AUT	Continue JAA truck wash and service truck wash.
04/18/2022	CEA	MCC-MOM	CMT-GLB	UV- 5310 alarm, HMI indicating laps Out 1,6, and 2, cycle power at LCP and reset status - normal, all 3 lamps failure cleared. Change priority settings and put trains 1-2 in service. Monitoring UV and UVT performance - okay.
04/18/2022	LAW	MCC-MOM	GMT-AUT	Cleaned vactor.
04/18/2022	CEA	MCC-MOM	OPR-GLB	Investigate water leak at Irrigation zone 4 found water supply line broken, the ball valve is shut.
04/18/2022	CEA	MCC-MOM	PMT-GLB	Completed preventive maintenance.
04/18/2022	DFH	MCC-MOM	SAM-GLB	Collect daily EFF sample and test the permeate sample for pH and EC.
04/18/2022	LAW	MCC-MOM	GMT-AUT	Continued cleaning Vactor.

INTEGRATED PERFORMANCE CONSULTANTS

202204 MCC ONM Report

Period: 04/01/2022 - 04/30/2022

Date	Name	Job	Task	Notes
04/18/2022	CEA	MCC-MOM	OPR-WTO	Monitored 10K wasted activated sludge haul, MBT process control. Enabled and Increased wasting setpoints from 1500 to 2000 gallons daily wasting target.
04/18/2022	CEA	MCC-MOM	SAM-WTO	Reviewed lab samples results in data.
04/18/2022	CEA	MCC-MOM	OPR-WTO	Upper and Lower RW Clearwell water distribution process check - normal.| Observed MBR #1 CC (Cl2), verify chemical dose and equipment operations- all normal.| MBR #1 CC completed, rotate production to MBR #1, and monitored effluent turbidity- okay.
04/18/2022	DFH	MCC-MOM	GMT-AUT	Put away truck wash equipment.
04/18/2022	CEA	MCC-MOM	OPR-WTO	Plant status check - okay. Check Clearwell Cl2 residual increasing possible due to fresh chlorine batch received today, decreased UV flow multiplier from 0.10 to 0.07.
04/19/2022	KTV	MCC-MOM	OPR-WTO	Plant check okay. Reviewed system status and trends with MAA.
04/19/2022	MAA	MCC-MOM	OPR-TRN	Trained with KTV. Reviewed SCADA, and A/B ratios. Discussed NOx, DO, and trends.
04/19/2022	MAA	MCC-MOM	OPR-GLB	With KTV. Set up LOTO, measured grit level at vortex hopper; 88".
04/19/2022	KTV	MCC-MOM	OPR-WTO	Met with Brightview to discuss pond tilling in October and LPPS maintenance. Shut down P-11X0 and P-75X0 and hung OPS LOTO on ME-2210 for MAA to inspect grit level. Found grit level at 88" from the surface which is roughly the same level as last week. For now, leaving fluidization flow alone until we can further inspect SC-23X0.
04/19/2022	MAA	MCC-MOM	SAM-WTO	Collected daily EFF and Weekly Process A samples. Iced and stored.
04/19/2022	CEA	MCC-MOM	OPR-WTO	Zone 8 Alarm received and acknowledged it. Remotely logged in plant operations checks- okay, found no active alarm, reported to KTV.
04/20/2022	KTV	MCC-MOM	OPR-WTO	Provided OPS LOTO training to DFH; hung OPS LOTO on EF-9320 to allow DFH to reinstall the discharge piping. Reviewed SCADA system status with EDM and CEA. CEA lowered A Ratio from 1.40 to 1.20 due to low EQ level yesterday and today. Tested Ignition email alarms.
04/20/2022	CEA	MCC-MOM	OPR-WTO	Chemicals equipment and tote tanks check. Housekeeping.
04/20/2022	CEA	MCC-MOM	PMT-GLB	Completed preventive maintenance.
04/20/2022	DFH	MCC-MOM	CMT-GLB	Started reinstalling EF9320 piping. Completed install, removed LOTO with KTV, and tested on SCADA. Current airflow at ~60% is 2000scfm which is a little less than expected. Will need to revisit for some troubleshooting but for now leaving EF9310 in lead operation.
04/20/2022	EDM	MCC-MOM	CMT-GLB	Assisted DFH with reinstalling previously removed flanged pipe section.
04/20/2022	KTV	MCC-MOM	OPR-WTO	Checked EF-9320 piping installation and reviewed LOTO removal procedures with DFH. Removed LOTO and bump tested okay. Left EF-9320 in AUTO and lead/lag in AUTO once PID control loop confirmed working as expected.
04/20/2022	CEA	MCC-MOM	OPR-WTO	Observe UV system performance dose is decreasing and only one train in service; Change trains priority 2 and 3 in service, and increase minimum trains required from 1 to 2.
04/20/2022	CEA	MCC-MOM	PMT-GLB	Completed preventive maintenance.
04/20/2022	EDM	MCC-MOM	OPR-TRN	Continued training on setpoints, load forecasting, plant interactivity
04/20/2022	CEA	MCC-MOM	SAM-WTO	Collect daily Eff, weekly Inf composite, and Eff weekly composite samples for lab analysis. Set up the cooler for courier pick up.

INTEGRATED PERFORMANCE CONSULTANTS INC

202204 MCC ONM Report

Period: 04/01/2022 - 04/30/2022

Date	Name	Job	Task	Notes
04/20/2022	KTV	MCC-MOM	PRG-SDA	Disabled nuisance alarms in Ignition; all changes logged in the Automation folder on google drive. The only remaining active alarms are Legacy Park limit switches. Further investigation required at LPPS. While disabling alarms had issues with PLC5 disconnecting from the client. Reason for disconnect in Ignition was "Bad Quality" value 80. After doing some troubleshooting, was able to solve the issue by increasing the timeout from 2000 ms to 5000 ms. This seems way higher than necessary for LAN so further investigation is required. Also, noticed that PLC7 and LS_RTU1 are both disconnected from the server when I was changing ethernet ports for the PLC5 ethernet switch connection (changed from port 11 to 9 but didn't solve the issue). Note that PLC5 doesn't appear to have 2 connections to the network ring, and for whatever reason PLC7 and LS_RTU1 have the same issue. Made note of all the problems to investigate further.
04/20/2022	CEA	MCC-MOM	OPR-WTO	Monitored MBR #1 chemicals cleaning.
04/20/2022	CEA	MCC-MOM	PMT-GLB	Completed preventive maintenance.
04/20/2022	EDM	MCC-MOM	GMT-HSK	Housekeeping in headworks, cleaning/reconditioning exterior surface of rotary drum screen 1.
04/20/2022	DFH	MCC-MOM	GMT-AUT	DFH truck wash.
04/20/2022	CEA	MCC-MOM	SAM-WTO	Conducted Eff quality analysis, washed and organized lab equipment.
04/20/2022	CEA	MCC-MOM	OPR-WTO	Observed membranes rotation after CC and monitoring Eff quality; UVT% dropped below 65%, conduct Eff analysis confirmed low UVT @ 62% and enabled Off spec. Check Pre-UV chlorination 0.06, purged P-8140 and verify Cl2 dose. Monitored UVT until dose increased over 65% and confirm results with Hach. Disabled Off spec.
04/20/2022	CEA	MCC-MOM	OPR-WTO	Plant operations and daily routine rounds check. Bluff and Legacy Park pumping stations, IW2 injection check-normal.| MBT process check, system in Intermittent mode, and solids storage tank not at the normal operating level. Observed Bluff Park irrigation cycle - completed.
04/20/2022	EDM	MCC-MOM	OPR-TRN	Trained on MCC operations and SCADA
04/20/2022	DFH	MCC-MOM	CMT-GLB	Inspected area to account for all parts needed for reinstall of EF9320. With KTV, reviewed scada to ensure EF9320 is off and performed OPS LOTO procedures. Started removal of temporary OCU.
04/21/2022	KTV	MCC-MOM	OPR-WTO	Plant check okay.
04/21/2022	EDM	MCC-MOM	GMT-HSK	Housekeep at headworks - continued cleaning exterior surface of SC-2320.
04/21/2022	KTV	MCC-MOM	SAM-WTO	Collected Daily EFF sample and left for courier.
04/21/2022	EDM	MCC-MOM	GMT-HSK	Housekeep at headworks - continued cleaning exterior surface of SC-2320.
04/21/2022	BLV	MCC-MOM	GMT-JAN	Cleaned MCC.
04/21/2022	GXK	MCC-MOM	OPR-WTO	In response to heavy rain in the area, I logged in remotely to verify the plant is ready for the massive increase in flow. Checked plant functions OK. Inspected trends are normal. Reviewed logbook, sampling logs, and process logs. Noticed the EQT level started to increase rapidly from 5.2' at 22:40 to 6' at 23:00. I immediately increased the EQ flow from 67 to 105 gpm by increasing the A ratio from 1.3 to 2. I also reduced the P8130 multiplier from 0.1 to 0.07 to adjust for the higher flow dosing efficiency. I forced all three UVs and both membranes online.

INTEGRATED PERFORMANCE CONSULTANTS

202204 MCC ONM Report

Period: 04/01/2022 - 04/30/2022

Date	Name	Job	Task	Notes
04/22/2022	CEA	MCC-MOM	OPR-WTO	Plant operations and daily routine rounds check; chemicals rooms, Clearwell, upper and lower odor control beds. Bluff and Legacy Park pumping stations, IW2 injection check- normal. Observed Bluff Park irrigation cycle - completed.
04/22/2022	GXK	MCC-MOM	OPR-WTO	Logged in remotely. Checked plant functions OK. Inspected trends are normal. Reviewed logbook, sampling logs, and process logs. The rain stopped and the level in the EQT is back to normal for the time of day. I reversed the modification I made last night in response to the heavy rain.
04/22/2022	CEA	MCC-MOM	PMT-GLB	Completed preventive maintenance.
04/22/2022	CEA	MCC-MOM	OPR-WTO	Headworks operations checked - normal. Cleaned SC-2320 fine screen, and removed solids compactor trash. Coarse screen and Vortex checked - okay. Headworks solids storage tank running at normal operating levels; primed P-7320 and resumed production. Drained and washed the clear water tank.
04/22/2022	JAA	MCC-MOM	SAM-WTO	Collected daily samples. Filed COC's into corresponding files.
04/22/2022	CEA	MCC-MOM	OPR-WTO	Observed MBT production P- 7320 flow fluctuating system CC is required. Prepare chemicals and proceed with cleaning. Chemicals cleaning completed; purged P-75X0 and resumed production.
04/22/2022	GXK	MCC-MOM	OPR-WTO	Plant checks. Inspected trends are normal and process health. Reviewed recent logs. Plant walk inspected headworks, MBT, electrical rooms, HP system, UV system, online analyzers, odor control system, and chemicals room. Review recent DigAlerts emails. Reduced PAB pressure SP from 7.2 to 7 psi due to high DO in BIO2-AB3. Adjusted PV-3102 opening it another turn to allow more air to go to BIO2-AB1. Noticed P73X0 flow rate is inconsistent following earlier in-the-week hauling and filling of the MBT. I concluded that the membrane requires chemical cleaning. Trained CEA on MBT maintenance cleaning using 0.5% Sodium hypochlorite solution. We let the membrane soak for 2 hours before placing it back into service. Substantial improvement in production flow was evident.
04/22/2022	JAA	MCC-MOM	GMT-HSK	Housekeep at the chemical room.
04/22/2022	CEA	MCC-MOM	PMT-GLB	Completed preventive maintenance.
04/22/2022	GXK	MCC-MOM	PMT-GLB	Completed preventive maintenance.
04/22/2022	CEA	MCC-MOM	OPR-WTO	Trained with GXK and performed UV trains 51X0 CIP. Change priority setpoints Train 1 priority 1 back in service.
04/22/2022	CEA	MCC-MOM	OPR-WTO	With GXK cleaning and reviewed calibration of AIT-6100.
04/23/2022	JAA	MCC-MOM	SAM-WTO	Performed pH and EC test after calibration of the probes. Collected daily samples Iced and storage. Filed COC's into corresponding files.
04/23/2022	CEA	MCC-MOM	OPR-WTO	Plant process check. Increased production adjusted A ratio from 1.4 to 1.6 to manage EQT levels. Bluff and legacy Park pumping station status checked - normal.
04/24/2022	CEA	MCC-MOM	OPR-WTO	Plant process check. Decreased production adjusted A ratio from 1.6 to 1.5 to 1.4 to manage EQT levels. Bluff and legacy Park pumping station status checked - normal.
04/24/2022	EDM	MCC-MOM	SAM-WTO	Took daily EFF/pH and EC samples and prepared sample paperwork for lab pick-up.
04/25/2022	CEA	MCC-MOM	OPR-WTO	Plant operations check, and daily routine rounds. Bluff's and Legacy Park pumping stations, IW2 injection check- okay. MBT process check, production mode - normal. Observed Bluff's Park irrigation cycle running since the previous night. Checked field at Bluff's Park found some sprinklers are still running. Reported findings to KTV.

INTEGRATED PERFORMANCE CONSULTANTS

202204 MCC ONM Report

Period: 04/01/2022 - 04/30/2022

Date	Name	Job	Task	Notes
04/25/2022	CEA	MCC-MOM	CMT-GLB	OPS Building AC unit - Meeting with Cristian brother crew and discussed the causes of AC unit continuously failing. Tech reported Intake air flap mechanism fail stuck in the closed position causing low air intake and the motor trip, air flap mechanism and motor actuator need to be replaced. Tech removed the motor actuator and manually open the air flap as a temporary solution. I replaced 2 small air filters. Look for big spare filter none found, will order replacement filters.
04/25/2022	KTV	MCC-MOM	OPR-WTO	SCADA review with DFH - plant check okay.
04/25/2022	DFH	MCC-MOM	OPR-GLB	Plant check, normal. Reviewed current plant operations with KTV.
04/25/2022	CEA	MCC-MOM	OPR-WTO	Reviewed lab samples results. Bioreactor 2 aeration process trends review. Discussed findings with KTV, and increased aeration process pressure setpoint from 7.0 to 7.2 psi due to low DO in aeration basin 3 over the weekend.
04/25/2022	GXK	MCC-MOM	OPR-WTO	Plant checks. Inspected trends are normal and process health. Reviewed recent logs. Plant walk inspecting headworks, MBT, electrical rooms, HP system, UV system, Online analyzers, Odor control system, and chemicals room. Review recent DigAlerts emails. Investigated the low RW Clearwell level and the irrigation flows. Adjusted the P81X0 multiplier from 0.1 to 0.09 due to residual trend up. Talked to the HVAC technicians about their findings. They told me the air intake damper got stuck in a close position. They opened it and disconnected it from the controller. According to them, our system was designed with no return from inside the building. OUr return is basically connected to the exhaust on the roof. Therefore they don't think we need the added intake control since we only take air from the outside.
04/25/2022	DFH	MCC-MOM	GMT-AUT	Start KTV truck clean.
04/25/2022	CEA	MCC-MOM	OPR-WTO	Headworks equipment check. Coarse screen test - okay, removed solids chute trash. SC-2320 check, flushed sprayers, removed solids compactor trash. Housekeeping.
04/25/2022	DFH	MCC-MOM	SAM-GLB	Collect daily EFF sample and tested permeate sample for pH and EC.
04/25/2022	CEA	MCC-MOM	OPR-WTO	Watch MBR 1 CC, and verify chemical feed equipment operations. membranes permeate process check.
04/25/2022	DFH	MCC-MOM	GMT-AUT	Continued KTV truck wash.
04/25/2022	DFH	MCC-MOM	GMT-AUT	Completed KTV truck wash.
04/25/2022	GXK	MCC-MOM	OPR-WTO	Searched in the records and ordered replacement filters for the AAON AC unit that meet the specs.
04/26/2022	GXK	MCC-MOM	OPR-WTO	Plant checks. Inspected trends are normal and process health. Reviewed recent logs. Plant walk inspecting headworks, MBT, electrical rooms, HP system, UV system, online analyzers, odor control system, and chemicals room. Review recent DigAlerts emails.
04/26/2022	GXK	MCC-MOM	PRG-PLC	Revisited the issue of no alarms outside of the headworks and membrane systems, due to incomplete integration during plant commissioning. Review of the current alarms setups on PLC6, PLC2, and PLC3. I already knew that there was no communication between PLC 6 and PLC7 but I wasn't sure about other links between PLCs. Started mapping connections between PLCs. Review the way the already established communications were set up so I can keep it unified across PLCs. Review of HBT monitoring and messages timing controls logic.
04/26/2022	EDM	MCC-MOM	GMT-HSK	Headworks general maintenance - cleaning exterior surface of SC 2310.
04/26/2022	EDM	MCC-MOM	GMT-HSK	Headworks general maintenance - cleaning exterior surface of SC 2310.

INTEGRATED PERFORMANCE CONSULTANTS

202204 MCC ONM Report

Period: 04/01/2022 - 04/30/2022

Date	Name	Job	Task	Notes
04/26/2022	GXK	MCC-MOM	OPR-WTO	Run BIO2 and MBT ML TSS analysis, and EFF quality analysis at the lab.
04/26/2022	GXK	MCC-MOM	PMT-GLB	Completed preventive maintenance.
04/27/2022	CEA	MCC-MOM	OPR-WTO	Plant operations and daily routine rounds check. Bluff's and Legacy Park pumping stations, IW2 injection check-okay. MBT process check, production mode - normal. I Observed Bluff's Park irrigation cycle it's been running overnight and still going this morning @ 70 gpm. Reported findings to KTV, and discussed Bluff park irrigation time controls and limited contact with the general public. Reviewed Lab samples report data.
04/27/2022	EDM	MCC-MOM	OPR-TRN	Training with KTV.
04/27/2022	LAW	MCC-MOM	SAM-WTO	Per KTV, seperated weekly EFF samples into EFF A and EFF B.
04/27/2022	KTV	MCC-MOM	OPR-WTO	SCADA check with EDM. Reviewed operational goals and answered questions.
04/27/2022	EDM	MCC-MOM	OPR-TRN	Training on specific plant interaction and process screen evaluations.
04/27/2022	CEA	MCC-MOM	SAM-WTO	Prepare lab equipment for MLSS sampling. Check MCC lab samples inventory. Performed Eff quality check.
04/27/2022	CEA	MCC-MOM	PMT-GLB	Completed preventive maintenance.
04/27/2022	CEA	MCC-MOM	OPR-WTO	RW Clearwell upper and lower P-61X0 and P-62X0 check. Reviewed US Motors O&M for preparation and application of the protective coating for the motors. Place an order for rustproof paint.
04/27/2022	GXK	MCC-MOM	OPR-WTO	Plant checks. Inspected trends are normal and process health. Reviewed recent logs. Plant walk inspecting headworks, MBT, electrical rooms, HP system, UV system, online analyzers, odor control system, and chemicals room. Review recent DigAlerts emails. Reduced BIOfluff normal air pressure SP from 7.2 to 7 psi due to recent trending up in BIO2AB3 DO. I also throttled BIO2-DeOx air CV for two turns and Opened BIO2-AB1 CV for two turns to rebalance more air to AB1. Reduced daily wasting target back to 1,500 gpd. Calculated current MBT production flow rate to be 2.6 gpm on average. Reduced Production times from 50 to 40% of time to match the 1,500 gpd wasting goal.
04/27/2022	CEA	MCC-MOM	SAM-WTO	Collect Inf and Eff composite weekly samples for lab analysis.
04/27/2022	CEA	MCC-MOM	PMT-GLB	Completed preventive maintenance.
04/27/2022	CEA	MCC-MOM	SAM-WTO	Collect Eff daily samples for lab analysis. Updated the logs.
04/27/2022	CEA	MCC-MOM	PMT-GLB	Completed preventive maintenance.
04/27/2022	GXK	MCC-MOM	OPR-WTO	Completed ML TSS analysis at MCC lab.
04/27/2022	CEA	MCC-MOM	OPR-WTO	MBR 1 CC completed. Increased production A Ration from 1.20 to 1.40 in preparation for IW2 backwashing.
04/27/2022	LAW	MCC-MOM	GMT-AUT	Washed my vehicle.
04/28/2022	DFH	MCC-MOM	OPR-GLB	Review scada and plant operations. With KTV, reviewed scada, flow, logs, and trends.
04/28/2022	KTV	MCC-MOM	OPR-WTO	Plant walkthrough, SCADA and trend check with DFH. Overall system performance is good. Reviewed housekeeping and maintenance goals for the day with DFH.
04/28/2022	DFH	MCC-MOM	OPR-GLB	Reviewed housekeeping and maintenance with KTV.
04/28/2022	DFH	MCC-MOM	CMT-GLB	Headworks overhead rollup door - With KTV, reinstalled overhead rollup door cover.

INTEGRATED PERFORMANCE CONSULTANTS

202204 MCC ONM Report

Period: 04/01/2022 - 04/30/2022

Date	Name	Job	Task	Notes
04/28/2022	GXK	MCC-MOM	OPR-WTO	Plant checks. Inspected trends are normal and process health. Reviewed recent logs. Reduced A ratio from 1.4 to 1.2 due to low EQT, low flows, and long EFF return to EQT. Noticed UVs low-intensity alarm from yesterday after the membrane clean drop in UVT. Cleared the UV alarms. Plant walk inspecting headworks, MBT, electrical rooms, HP system, UV system, online analyzers, odor control system, and chemicals room. Review recent DigAlerts emails.
04/28/2022	DFH	MCC-MOM	SAM-GLB	Collect daily EFF sample and tested permeate sample for pH and EC.
04/28/2022	DFH	MCC-MOM	GMT-AUT	Checked Vactor ATF and Oil levels, ok. Mileage on Vactor at ~2450miles.
04/28/2022	KTV	MCC-MOM	GMT-AUT	Reviewed Vactor greasing instructions and points. Set up grease guns and greased all points.
04/28/2022	DFH	MCC-MOM	OPR-GLB	Review BFV and MOV 41XX and 42XX locations to prepare for maintenance.
04/28/2022	KTV	MCC-MOM	GMT-HSK	General housekeeping after I greased Vactor. Discussed Vactor rinsing with DFH focused on details where grease and cobwebs are collected.
04/28/2022	GXK	MCC-MOM	PRG-PLC	Monitored closely the UV behavior during membrane acid clean. First, noticed the change in plant demand flow controls during membrane CIP was affecting the UV system determination of the number of trains required. Because the UV CIP set the filtration demand SP at 61.6 gpm, there is only a need for a single UV train.
04/29/2022	CEA	MCC-MOM	OPR-WTO	Plant operations check daily routine round inspections- normal. Bluff and Legacy Park pumping station check - okay. Observed Bluff Park irrigation cycle completed. Review lab samples results.
04/29/2022	GXK	MCC-MOM	OPR-WTO	Plant checks. Inspected trends are normal and process health. Reviewed recent logs. Increased A ratio from 1.2 to 1.4 in preparation for the weekend flows. Plant walk inspecting headworks, MBT, electrical rooms, HP system, UV system, online analyzers, odor control system, and chemicals room. Review recent DigAlerts emails.
04/29/2022	CEA	MCC-MOM	PMT-GLB	Completed preventive maintenance.
04/29/2022	CEA	MCC-MOM	PMT-GLB	Completed preventive maintenance.
04/29/2022	GXK	MCC-MOM	OPR-WTO	Researched Hach website and sent an inquiry looking for more info and pricing for the Bench Preventative Maintenance Plan for our lab's DR6000. Assisted CEA with the UV system HMI failed authentication login when using the correct credentials. I ended up cycling the power to the touchscreen to restart the Factory Talk client. Training CEA on UV3 CIP. Last time we drained some of the chemicals, so today we added 2 gallons of ZEP and completed the required volume with EFF.
04/29/2022	CEA	MCC-MOM	OPR-WTO	Headworks operations check. SC-2310 cleaned the drum screen and flushed sprayers, and removed solids compactor chute trash. Coarse screen and Vortex grit chamber check - okay. Check MBT process.
04/29/2022	CEA	MCC-MOM	OPR-WTO	UV system inspection trains 2-3 set for CC. Attempt to login to UV HMI fails, system indicated User authentication failed. Reported issue to GXK. Rebooted touchscreen and restarted Factory talk client corrected the issue. Training on UV trains CC.
04/29/2022	CEA	MCC-MOM	PMT-GLB	Completed preventive maintenance.
04/29/2022	JAA	MCC-MOM	SAM-WTO	Collect daily samples Iced and storage. File COC's into corresponding files.
04/29/2022	JAA	MCC-MOM	GMT-HSK	Clean and housekeeping the clarified well and injection tanks.
04/29/2022	CEA	MCC-MOM	PMT-GLB	Completed preventive maintenance.
04/29/2022	CEA	MCC-MOM	OPR-WTO	Discussed with GXK status of Hydropneumatic system. Drained T6100.

INTEGRATED PERFORMANCE CONSULTANTS

202204 MCC ONM Report

Period: 04/01/2022 - 04/30/2022

Date	Name	Job	Task	Notes
04/29/2022	CEA	MCC-MOM	PMT-GLB	Completed preventive maintenance.
04/29/2022	CEA	MCC-MOM	CMT-GLB	Manually run pump at 55.0Hz and verify flow @ 610 gpm.
04/29/2022	CEA	MCC-MOM	OPR-WTO	Inspect Upper and Lower odor control beds, verify sprinkles system operation- okay, measure H2S and NH3 gas levels with a handheld meter result was zero.
04/29/2022	CEA	MCC-MOM	OPR-WTO	Observed UVT % briefly dropped below 65%, investigated process trends with GXK revealed dropped in UVT caused due to exercise of P-3160. Discussed with GXK the cause of UVT% dropped and planning on Bioreactor 1 equipment PMT program improvement.
04/29/2022	GXK	MCC-MOM	OPR-WTO	CEA exercised P3160 and as a result the EFF UVT dropped below 65% temporarily. I flipped the off-spec valves diverted flow back to the EQT for 20 min. Discussed with CEA better ways to exercise the pump and the valves of BIO1.
04/29/2022	GXK	MCC-MOM	PMT-GLB	Completed preventive maintenance.
04/30/2022	KTV	MCC-MOM	OPR-WTO	Remote plant check okay. EQ level normal - no changes.
04/30/2022	JAA	MCC-MOM	SAM-WTO	Performed EFF pH and EC test after calibration of the probes. Collect daily samples Iced and storage. File COC's into corresponding files.

INTEGRATED PERFORMANCE CONSULTANTS INC

202205 MCC ONM Report

Period: 05/01/2022 - 05/31/2022

Date	Name	Job	Task	Notes
05/01/2022	EDM	MCC-MOM	SAM-WTO	Took daily EFF PH and EC samples and prepared sample paperwork for lab pick-up.
05/02/2022	CEA	MCC-MOM	OPR-WTO	Plant operations check. Reviewed process trends. UVT at 64%, verify EFF quality - okay. UVT DR6000 analysis result was 69%. Set up effluent Off-Spec request to perform service on AIT-5100, and observed UVT process reading increased to 68.7%. Bioreactor 2 DO < 2.0 mg/L Increased process air header pressure SP from 7.0 to 7.1. Bluff and Legacy park pumping station checked- normal. Observed Bluff Park irrigation cycle completed.
05/02/2022	DFH	MCC-MOM	OPR-GLB	Review plant operations, levels, trends, and logs.
05/02/2022	CEA	MCC-MOM	PMT-GLB	Completed preventive maintenance.
05/02/2022	CEA	MCC-MOM	OPR-WTO	Check Bioreactor 1 post anox tank levels and process quality status. Check plant grounds irrigation sprinklers. DFH reported a broken sprinkler. Located and shut down zone 27 (valve shut in yard box). 0846 Hours - Noticed briefly equipment shut down that lasted about a minute with no alarm dialer active. Equipment affected: B-3520, P-61X0, and P-6220.
05/02/2022	GXK	MCC-MOM	OPR-WTO	Plant checks. Inspected trends are normal and process health. Reviewed recent logs. Plant walk inspected headworks, MBT, electrical rooms, HP system, UV system, online analyzers, odor control system, and chemicals room. Review recent DigAlerts emails. Increased P8130 multiplier from 0.08 to 0.09 due to chlorine residual trending down. Noticed the UVT trend down and CEA cleaned the AIT5001 earlier. Inspected the AAON AC unit and found it again in Emergency Shutdown Alarm failure. Cycled the power to clear the alarms and restarted it. Sent a request for service to CB HVAC.
05/02/2022	CEA	MCC-MOM	PMT-GLB	Completed preventive maintenance.
05/02/2022	CEA	MCC-MOM	PMT-INT	Completed equipment calibrations.
05/02/2022	CEA	MCC-MOM	OPR-WTO	Headworks operations check SC-2310: rinse drum screen, flush diffusers, and removed solids compactor trash. Coarse screen unit and Vortex check - okay.
05/02/2022	DFH	MCC-MOM	SAM-GLB	Collect daily EFF sample and tested permeate sample for pH and EC.
05/02/2022	CEA	MCC-MOM	OPR-WTO	Upper and lower odor control check manually ran sprinklers and verify watering dosing timer. Observed MBR 1 CC completed.
05/02/2022	DFH	MCC-MOM	GMT-AUT	Emptied and cleaned out Vactor.
05/02/2022	GXK	MCC-MOM	OPR-WTO	Communicated with CB about the issues with the AAON AC. Researched service plans for the Hach DR6000 in the lab.
05/02/2022	CEA	MCC-MOM	OPR-WTO	Set up a sump pump and recirculated from Bioreactor 1 Post-Anox 2 to Pre-Anox 1 for process control.
05/02/2022	DFH	MCC-MOM	GMT-AUT	Pilot vehicle wash.
05/02/2022	GXK	MCC-MOM	OPR-WTO	Communicated with HACH regarding service for the lab's DR6000. Inspected FIQ9400 PID control SP and FA9440 reading. Currently the SP is 2,700 SCFM, the blower is running at a minimum speed of 62%, and producing 3,000 SCFM. I increased the SP gradually to 3,600 SCFM in order to raise the speed of EF9420 to 68% speed. I started putting together the cabinets for the control room.
05/02/2022	KTV	MCC-MOM	OPR-WTO	Started to auditi Quarterly maintenance list to remove unnecessary maintenance and create groups for training.

INTEGRATED PERFORMANCE CONSULTANTS

202205 MCC ONM Report

Period: 05/01/2022 - 05/31/2022

Date	Name	Job	Task	Notes
05/03/2022	KTV	MCC-MOM	OPR-WTO	Plant check okay. Noticed high DO in BIO2 Deox Basin ~3.0 mg/L. Investigation revealed that the DO probe assembly had come undone and was floating in the tank. Reinstalled and tested okay - DO back to normal ~0.5 mg/L.
05/03/2022	GXK	MCC-MOM	OPR-WTO	Met with Scott and Chris Rowson from BrightView landscape. Talked about outside the fence maintenance and Legacy Park maintenance. Met with Daniel the tech from CB AC. After spending some time on the phone with AAON tech support he thinks maybe the reheat valve is not functioning properly. He admits it is only a theory. He said that next time the system fails, leave it in that state so he can see the alarm that causes it. Plant checks. Inspected trends are normal and process health. Reviewed recent logs. Plant walk inspecting headworks, MBT, electrical rooms, HP system, UV system, online analyzers, odor control system, and chemicals room. Review recent DigAlerts emails.
05/03/2022	EDM	MCC-MOM	GMT-HSK	Housekeeping at headworks.
05/03/2022	MAA	MCC-MOM	SAM-WTO	Collected daily and weekly-A EFF samples, weekly process samples. Iced and stored.
05/03/2022	GXK	MCC-MOM	OPR-WTO	Reversed FIC-9400 SP back from 3600 to 2700 SCFM. EF-9410 rotated into service 2 hours after I tested EF9420. While EF9420 was running at 67% speed to achieve 3600 SCFM, when EF9410 kicked in it was running at 92% speed to achieve the same 3600 SCFM. Reducing the SP to 2700 SCFM reduced EF9410 speed to 72%. Continue to build the IKEA cabinets but the suspension railing doesn't match. Looked online for suitable suspension railing and placed an order.
05/03/2022	EDM	MCC-MOM	GMT-HSK	Housekeep at headworks.
05/03/2022	GXK	MCC-MOM	OPR-WTO	The AAON system got stuck in heating mode. After attempts to troubleshoot, I called the technician back.
05/03/2022	GXK	MCC-MOM	OPR-WTO	Continue to organize and clean the lab counters.
05/04/2022	CEA	MCC-MOM	OPR-WTO	Plant operations check - observed Bluff's Park irrigation cycle complete. Decreased A ratio from 1.40 to 1.0 - EQT level at 3.20 ft. Reviewed UV process performance, change priority setpoints from 3-2-1 to 1-2-3. Set up transfer pump in Bioreactor 1 and continue product recirculation.
05/04/2022	CEA	MCC-MOM	PMT-INT	Completed equipment calibrations.
05/04/2022	EDM	MCC-MOM	OPR-TRN	Plant screens and process evaluation training with KTV.
05/04/2022	GXK	MCC-MOM	OPR-WTO	Plant checks. Inspected trends are normal and process health. Reviewed recent logs. Plant walk inspecting headworks, MBT, electrical rooms, HP system, UV system, Online analyzers, odor control system, and chemicals room. Review recent DigAlerts emails. Adjusted P8130 SP to 0.1.
05/04/2022	EDM	MCC-MOM	SAM-WTO	Took daily, influent weekly and effluent weekly B samples with CEA, and prepared sample paperwork for lab pick-up.
05/04/2022	CEA	MCC-MOM	SAM-WTO	Trained EDM on effluent weekly B and influent weekly composite sampling procedures.
05/04/2022	CEA	MCC-MOM	PMT-GLB	Completed preventive maintenance.
05/04/2022	CEA	MCC-MOM	OPR-WTO	Removed temporary sump pump from Bioreactor 1.
05/04/2022	CEA	MCC-MOM	OPR-WTO	Reviewed process. MBR1 chemical cleaning completed normally. Increased A Ratio from 1.0 to 1.40. Observed UV performance.
05/04/2022	CEA	MCC-MOM	PMT-GLB	Completed preventive maintenance.

INTEGRATED PERFORMANCE CONSULTANTS INC

202205 MCC ONM Report

Period: 05/01/2022 - 05/31/2022

Date	Name	Job	Task	Notes
05/04/2022	GXK	MCC-MOM	OPR-WTO	Run BIO2, MBT TSS, and EFF quality analysis in the lab.
05/04/2022	GXK	MCC-MOM	PMT-GLB	Completed preventive maintenance.
05/05/2022	KTV	MCC-MOM	GMT-HSK	Set up for spare parts inventory audit. Created spreadsheet that matches original PDF spare parts inventory supplied during construction.
05/05/2022	GXK	MCC-MOM	OPR-WTO	Plant checks. Inspected trends are normal and process health. Reviewed recent logs. Plant walk inspected headworks, MBT, electrical rooms, HP system, UV system, online analyzers, odor control system, and chemicals room. Review recent DigAlerts emails. Adjusted A ratio to 1.3.
05/05/2022	KTV	MCC-MOM	GMT-HSK	Started spare parts inventory audit in Bay 4 of storage.
05/05/2022	KTV	MCC-MOM	GMT-HSK	Continued Bay 4 inventory audit.
05/05/2022	GXK	MCC-MOM	OPR-WTO	Talked to RRV about various issues in the plant. Continue to organize and clear the lab counters.
05/05/2022	DFH	MCC-MOM	OPR-GLB	Assisted KTV in organizing and cataloging container of spare parts and kits.
05/05/2022	KTV	MCC-MOM	GMT-HSK	Completed Bay 4 basic inventory audit. Disposed of trash.
05/05/2022	CEA	MCC-MOM	GEN-TRV	Picked up painting supplies at the hardware store.
05/05/2022	GXK	MCC-MOM	OPR-WTO	Continued to clean and organize lab counters, moving parts into the storage.
05/05/2022	KTV	MCC-MOM	GMT-HSK	General housekeeping at storage area. Lubricated locks and doors and fixed weather stripping that was coming undone on the doors.
05/06/2022	CEA	MCC-MOM	OPR-WTO	Plant operations check and daily routine round inspections - normal. Bluff's park and Legacy Park pump stations checked - okay. Observed Bluff's Park irrigation cycle complete. Reviewed lab results.
05/06/2022	CEA	MCC-MOM	PMT-GLB	Completed preventive maintenance.
05/06/2022	KTV	MCC-MOM	GMT-HSK	General housekeeping in storage Bay 3. Continued parts audit in Bay 3.
05/06/2022	CEA	MCC-MOM	OPR-WTO	Headworks and MBT operations checked. SC-2320 inspection - normal, flushed sprayers and fine screen, removed solids compactor trash. Coarse screen unit checked - okay.
05/06/2022	GXK	MCC-MOM	OPR-WTO	Plant checks. Inspected trends are normal and process health. Reset last night's alarm indicators. Reviewed recent logs. Plant walk inspected headworks, MBT, electrical rooms, HP system, UV system, online analyzers, odor control system, and chemical room. Review recent DigAlerts emails. Troubleshot the toilet flushing mechanism.
05/06/2022	CEA	MCC-MOM	PMT-GLB	Completed preventive maintenance.
05/06/2022	KTV	MCC-MOM	OPR-WTO	Started basic SCADA overview training with JAA.
05/06/2022	JAA	MCC-MOM	SAM-WTO	Performed pH and EC test after calibration of the probe. Collected daily samples. Iced and stored.
05/06/2022	GXK	MCC-MOM	OPR-WTO	Continued to troubleshoot the toilet flushing mechanism. Took it apart, cleaned parts with diluted acid, and put it back together. Researched the manufacturer site for spare flushing mechanism parts. Researched proper methods for removal of corrosion from metal and for products that prevent corrosion. Also looked into corrosion prevention paint.
05/06/2022	JAA	MCC-MOM	OPR-TRN	Walked with KTV through the layout of the plant, and a explanation of the different steps of the treatment process.
05/06/2022	CEA	MCC-MOM	OPR-WTO	Researched Clearwell pumps paint and primer manufacturer specifications, and place an order for primer. Checked MBR process tanks. Flushed RAS lines with high-pressure plant water.
05/06/2022	KTV	MCC-MOM	GMT-HSK	Continued Bay 3 parts audit.

INTEGRATED PERFORMANCE CONSULTANTS

202205 MCC ONM Report

Period: 05/01/2022 - 05/31/2022

Date	Name	Job	Task	Notes
05/06/2022	JAA	MCC-MOM	OPR-TRN	Continued training with KTV of the layout of the SCADA set point, and levels how to navigate SCADA.
05/06/2022	CEA	MCC-MOM	PMT-MET	Completed preventive maintenance.
05/06/2022	KTV	MCC-MOM	OPR-WTO	Continued SCADA overview training with JAA.
05/06/2022	CEA	MCC-MOM	PMT-MET	Completed preventive maintenance.
05/06/2022	GXK	MCC-MOM	OPR-WTO	Continue organization and cleaning up the lab counters, moving parts to the storage. Increased MBT production to 50% of time for an expected daily wasting of 1,300 GPD.
05/06/2022	GXK	MCC-MOM	PMT-GLB	Completed preventive maintenance.
05/07/2022	GXK	MCC-MOM	OPR-WTO	Logged in remotely. Checked plant functions OK. Inspected trends are normal. Reviewed logbook, sampling logs, and process logs. Adjusted A ratio to 1.6 and P8130 SP to 0.09 due to expected Mother's day weekend flows.
05/07/2022	JAA	MCC-MOM	SAM-WTO	Performed pH and EC test after calibration of the probe. Collected daily samples. Iced and stored.
05/07/2022	GXK	MCC-MOM	OPR-WTO	Logged in remotely. Checked plant functions OK. Inspected trends are normal. Reviewed logbook, sampling logs, and process logs.
05/08/2022	RRV	MCC-MOM	OPR-WTO	0645 Alarm: EQ Tank Insufficient Pump Up. Alarm follows PDPS pump cycle, which is typcial and does not indicate a problem. Noticed alarm for "Backup SCADA Server 2 Not Available." Went to Gateway and forced re-sync. That corrected the problem.
05/08/2022	EDM	MCC-MOM	SAM-WTO	Took daily EFF samples, pH and EC samples, and prepared sample paperwork for lab pick-up.
05/08/2022	GXK	MCC-MOM	OPR-WTO	Logged in remotely. Checked plant functions OK. Inspected trends are normal. Reviewed logbook, sampling logs, and process logs. Adjusted P8130 SP to 0.08. Noticed MBT went into intermittent. Restarted MBT production.
05/08/2022	GXK	MCC-MOM	OPR-WTO	Logged in remotely. Checked plant functions OK. Inspected trends are normal. Reviewed logbook, sampling logs, and process logs.
05/09/2022	CEA	MCC-MOM	OPR-WTO	Plant operations check. Observed Bluff Park irrigation cycle complete. Reviewed Aeration process trends, and increased process blowers Normal Pressure setpoint from 7.1 to 7.2 psig to increase DO - currently < 2.0 mg/L. Bluff's park, Legacy park, and IW2 checks - normal.
05/09/2022	CEA	MCC-MOM	OPR-WTO	Checked MBT process. P-7320 is struggling to keep a steady flow rate of 4 gpm. Reviewed last MLSS sample results at 30,000 mg/L, so scheduled 10,000 gallons wasted activated sludge haul for later in the day.
05/09/2022	GXK	MCC-MOM	OPR-WTO	Plant checks. Inspected trends are normal and process health. Reviewed recent logs. Increased P8130 multiplier from 0.08 to 0.09 due to lower flows and chlorine residual trending down.
05/09/2022	CEA	MCC-MOM	PMT-GLB	Completed preventive maintenance.
05/09/2022	CEA	MCC-MOM	OPR-WTO	Headworks room operations check: SC-2320 cleaned drum screen, flushed sprayers, and removed solids compactor trash. Coarse screen, paddle mixer, and grit unit checked - okay.
05/09/2022	GXK	MCC-MOM	OPR-WTO	Collected daily EFF samples for lab analysis. Discussed MBT hauling and MLSS controls with CEA. We also discussed DOs probes and DO controls. We found a port in the air line to BIO2. I asked CEA to install one of the gauges I removed from the OCUs on the aeration line to verify pressure.
05/09/2022	CEA	MCC-MOM	OPR-WTO	Monitored 10,000 gallons wasted activated sludge haul from the MBT. Collected MLSS bioreactor 2 and MBT samples for MCC lab analysis. Observed MBR #1 CC process completed.
05/09/2022	CEA	MCC-MOM	OPR-WTO	Disabled B-35X0 briefly to install pressure gauge in the air supply line.

INTEGRATED PERFORMANCE CONSULTANTS

202205 MCC ONM Report

Period: 05/01/2022 - 05/31/2022

Date	Name	Job	Task	Notes
05/09/2022	BLV	MCC-MOM	GEN-ADM	Cleaned MCC.
05/10/2022	RRV	MCC-MOM	OPR-WTO	0218 Alarm: Zone 6 - MBR2 Low Level / LSLL-4205. Verified LIT-4205 is responsive by manually opening PV-4200 and confirming level increase. This indicates LSLL-4205 dry status is false. Forced LSLL-4205 wet in controller to deactivate false alarm, so scheduled MC will not be interfered with. Please troubleshoot float switch this morning and correct as necessary. Atterward, remove force and disable forces in the controller. I left the Logix VM up on the associated controller tag for this purpose.
05/10/2022	EDM	MCC-MOM	GMT-HSK	Directed by KTV to dispose of old unusable stored material.
05/10/2022	GXK	MCC-MOM	OPR-WTO	Plant checks. Inspected trends are normal and process health. Reviewed recent logs. Plant walk inspecting headworks, MBT, electrical rooms, HP system, UV system, Online analyzers, Odor control system, and chemicals room. Review recent DigAlerts emails.
05/10/2022	KTV	MCC-MOM	SAM-WTO	Collected Monthly, Weekly A, Weekly Process and Daily samples and left for PCL pick up.
05/11/2022	CEA	MCC-MOM	OPR-WTO	Plant process check. Observed Bluff's Park irrigation cycle completed at 0800 hours. Bluff's and Legacy Park pump stations and IW2 checked - okay.
05/11/2022	CEA	MCC-MOM	PMT-INT	Completed equipment calibrations.
05/11/2022	KTV	MCC-MOM	OPR-WTO	Started rebalancing aeration in BIO2 to get more air into the process at lower pressure. Reduced Normal pressure setpoint from 7.2 psi to 7.0 psi and opened all air valves 1 full turn. Trend review shows ORP increased from -300 mV to -100 mV over the weekend in concert with increasing the A ratio up to 1.60. Lowered A ratio from 1.30 to 1.20 to better match influent flow. Increased MLR pump speed from 90% to 95% to maintain ORP ~100 mV.
05/11/2022	CEA	MCC-MOM	CMT-INT	Cleaned probe and verify readings 7.0 vs Hach 7.10. No calibration.
05/11/2022	CEA	MCC-MOM	OPR-WTO	Inspected bioreactor 2 aeration tanks. Verified Deoxygenation MLR flow.
05/11/2022	CEA	MCC-MOM	OPR-WTO	Completed preventive maintenance.
05/11/2022	CEA	MCC-MOM	OPR-WTO	Upper and lower odor control beds checked. Rotated odor control fans.
05/11/2022	CEA	MCC-MOM	PMT-GLB	Completed preventive maintenance.
05/11/2022	EDM	MCC-MOM	SAM-WTO	Took daily EFF, weekly EFF and weekly INF composite samples and prepared sample paperwork for lab pick-up.
05/11/2022	GXK	MCC-MOM	OPR-WTO	Plant checks. Inspected trends are normal and process health. Reviewed recent logs. Plant walk inspecting headworks, MBT, electrical rooms, HP system, UV system, Online analyzers, Odor control system, and chemicals room. Review recent DigAlerts emails. Increased wasting target to 1,500 GPD. Searched online for additional irrigation sprinklers for the lower odor control bed.
05/11/2022	CEA	MCC-MOM	PMT-GLB	Completed preventive maintenance.
05/11/2022	CEA	MCC-MOM	GMT-HSK	Housekeep electrical room 2000.
05/11/2022	CEA	MCC-MOM	OPR-WTO	Cleaned up and organized lab equipment. Observed MBR 1 CC, and checked chemicals feed process. Increased A ratio from 1.2 to 1.4 in preparation for IW2 backwashing maintenance.
05/11/2022	EDM	MCC-MOM	GMT-HSK	Grounds maintenance. Cutting up old materials for disposal
05/11/2022	CEA	MCC-MOM	PMT-GLB	Completed preventive maintenance.
05/11/2022	GXK	MCC-MOM	OPR-WTO	Run BIO2 & MBT TSS lab analysis. Run EFF quality lab analysis.
05/11/2022	GXK	MCC-MOM	PMT-GLB	Completed preventive maintenance.

INTEGRATED PERFORMANCE CONSULTANTS INC

202205 MCC ONM Report

Period: 05/01/2022 - 05/31/2022

Date	Name	Job	Task	Notes
05/12/2022	CEA	MCC-MOM	OPR-WTO	Plant operations check, Bluff and Legacy Park, IW2 cheks - okay. Reviewed mcc_data and lab results.
05/12/2022	CEA	MCC-MOM	PMT-GLB	Completed preventive maintenance.
05/12/2022	KTV	MCC-MOM	GEN-ADM	Researched paints and sent CEA email with details on paints to pick up at industrial paint supplier to test. Plan to test next week.
05/12/2022	CEA	MCC-MOM	OPR-WTO	Received KTV emails regarding UV, piping paint, look in the MCC container for leftover paints supplies.
05/12/2022	GXK	MCC-MOM	OPR-WTO	Logged in remotely. Checked plant functions OK. Inspected trends are normal. Reviewed logbook, sampling logs, and process logs.
05/12/2022	CEA	MCC-MOM	SAM-WTO	Plant effluent quality check - OK. Collect daily Effluent compliance samples for lab analysis, and set up cooler for PCL pick up.
05/12/2022	CEA	MCC-MOM	OPR-WTO	UV system checks cleared latch alarms and monitored UV system performance.
05/12/2022	CEA	MCC-MOM	PMT-GLB	Completed preventive maintenance.
05/12/2022	CEA	MCC-MOM	OPR-WTO	Monitored MBR 2 CC is completed. Headworks operations check- okay.
05/12/2022	CEA	MCC-MOM	PMT-MET	Completed preventive maintenance.
05/12/2022	CEA	MCC-MOM	OPR-WTO	Monitored Eff quality, MBR 2 resumes production after CC suddenly UVT briefly declined to 66%, UVT back to 71%. Increased A ratio from 1.3 to1.4.
05/13/2022	KTV	MCC-MOM	OPR-WTO	Investigated zone 27 sprinkler issue. Zone 27 solenoid valve isn't opening and will have to be fixed before the broken sprinkler head. DFH was able to show me location of the broken sprinkler. Researched sprinkler and valves parts.
05/13/2022	KTV	MCC-MOM	PRG-PLC	Investigated lead/lag rotation problems noticed by CEA. Found on trends that EF-93X0 rotations are happening at the right time, but appear to be rotated manually once a week causing one fan to run more than the other. EF-94X0, B-35X0 and P-62X0 were all rotating at the wrong time, but still rotating automatically once a week and occasionally appear to be rotated manually throwing off the rotation schedule. Through further investigation of the program, found that the date and year evaluations in the day of week calculations in PLC3 and PLC6 were rounding up instead of down. This resulted in the day of week shifting occasionally either a day forward or a day behind. Added logic to round down these evaluations and tested okay. Added manual push button logic (not yet on SCADA), to force rotation when in AUTO. Synchronized all automatic rotations with SC-23X0 rotation schedule. Currently, SC-2310 is running, so rotated to B-3510, P-6210, EF-9310 and EF-9410. All rotations will happen on Wednesdays at 1300.
05/13/2022	GXK	MCC-MOM	OPR-WTO	Plant checks. Inspected trends are normal and process health. Reviewed recent logs. Plant walk inspected headworks, MBT, electrical rooms, HP system, UV system, online analyzers, odor control system, and chemicals room. Review recent DigAlerts emails. Noticed P4250 leaking ML. Stopped the pump and isolated the intake line to stop the leak.
05/13/2022	JAA	MCC-MOM	SAM-WTO	Performed pH and EC test after calibration of the probe. Collect daily samples Iced and storage. File COC's into corresponding files.

INTEGRATED PERFORMANCE CONSULTANTS

202205 MCC ONM Report

Period: 05/01/2022 - 05/31/2022

Date	Name	Job	Task	Notes
05/13/2022	GXK	MCC-MOM	OPR-WTO	Continued to troubleshoot P4250. Asked JAA to clean the membrane basin. I asked him to first collect all the leaves and then I helped him clean the sludge and wash it down the drain to the DPS. Inspected the source of the leak. It looks like the wall of the pump's volute has ruptured. It is not yet clear if the cause is corrosion or erosion.
05/13/2022	JAA	MCC-MOM	GMT-HSK	Housekeep under the bioreactor membranes.
05/13/2022	GXK	MCC-MOM	OPR-WTO	Continued to troubleshoot the ruptured P4250. Searched the site's drive folder for documentation for the pump and found none. Searched online for the model number but got only partial matches. Searched online for squeegee for cleaning and for corner braces for the building of the storage drawers.
05/13/2022	CEA	MCC-MOM	GEN-ADM	AT SW paint store research about paint spec for UV piping.
05/13/2022	JAA	MCC-MOM	OPR-TRN	Continued training by KTV in process overview on SCADA.
05/13/2022	GXK	MCC-MOM	OPR-WTO	Troubleshot LSLL-4205. Found the float failed internally. Removed the float and looked for a replacement in the storage, but couldn't find one.
05/14/2022	CEA	MCC-MOM	OPR-WTO	Plant operations check. Bluff and Legacy parks pumping stations, IW2 status check - okay.
05/14/2022	JAA	MCC-MOM	SAM-WTO	Perform pH and EC test after calibration of the probe. Collect daily samples Iced and storage. File COC's into corresponding files.
05/15/2022	CEA	MCC-MOM	OPR-WTO	Plant operations check. Increased the A ratio from 1.4 to 1.5. Adjusted UV flow multiplier. Bluff's, Legacy park, and IW2 status checks - normal.
05/15/2022	EDM	MCC-MOM	SAM-WTO	Took daily EFF/pH and EC samples and prepared sample paperwork for lab pick-up.
05/15/2022	DFH	MCC-MOM	SAM-GLB	Collected daily effluent sample.
05/16/2022	CEA	MCC-MOM	OPR-WTO	Received and acknowledged zone 8 alarm. Remote plant status check - normal, no active alarms found at the time.
05/16/2022	CEA	MCC-MOM	OPR-WTO	Plant operations checked. Bluff's, Legacy Park, and IW2 checked - normal.
05/16/2022	DFH	MCC-MOM	OPR-GLB	With KTV, review of plant status, operations, levels, trends, and limits.
05/16/2022	KTV	MCC-MOM	OPR-WTO	SCADA review with DFH. Plant check okay. Reduced A Ratio from 1.30 to 1.10 to prevent low EQ level and resulting tipping trough cycle since MLSS is high and process DO is low coming out of the weekend.
05/16/2022	GXK	MCC-MOM	OPR-WTO	Plant checks. Inspected trends are normal and process health. Reviewed recent logs. Plant walk inspecting headworks, MBT, electrical rooms, HP system, UV system, online analyzers, odor control system, and chemicals room. Review recent DigAlerts emails.
05/16/2022	KTV	MCC-MOM	PRG-SDA	Attempted programming carousel for SCADA. Unable to make it work as expected due to counter value resetting each time the timer object increments. Researched further and found the best solution is to point at a SCADA tag as the counter value instead of a script variable.
05/16/2022	DFH	MCC-MOM	SAM-GLB	Collected daily effluent sample, and tested permeate sample for pH and EC.
05/16/2022	GXK	MCC-MOM	OPR-WTO	Performed MBT acid chemical clean. Restarted the MBT and set the production at 2,500 GPD.
05/16/2022	CEA	MCC-MOM	CMT-GLB	Chemical injection point: removed tubing and clear injection point fittings, cleaned pressure regulator valve, and replaced cracked fittings. P-8130 flushed and performed volumetric test.
05/16/2022	DFH	MCC-MOM	OPR-GLB	Reviewed scada and noted levels, trends, and limits from this mornings review with KTV.
05/16/2022	CEA	MCC-MOM	OPR-WTO	Search for parts inventory in the MCC container.
05/16/2022	CEA	MCC-MOM	PMT-GLB	Completed preventive maintenance.

INTEGRATED PERFORMANCE CONSULTANTS

202205 MCC ONM Report

Period: 05/01/2022 - 05/31/2022

Date	Name	Job	Task	Notes
05/16/2022	CEA	MCC-MOM	OPR-WTO	Headworks operations checked: SC-2310 rinsed fine screen and flushed sprayers, removed solids compactor trash. Coarse screen tested - okay, removed solids chute trash.
05/17/2022	KTV	MCC-MOM	OPR-WTO	Plant check okay. Reduced A Ratio back from 1.40 to 1.10 due to low EQ level peak yesterday and nearing recirc level this morning.
05/17/2022	KTV	MCC-MOM	GEN-ADM	Continued paint research and sent color code questions to SW support. Ordered replacement block heater for generators.
05/17/2022	CEA	MCC-MOM	GEN-TRV	Picked up paint, primer, and supplies at SW paint store.
05/17/2022	GXK	MCC-MOM	OPR-WTO	Plant checks. Inspected trends are normal and process health. Reviewed recent logs. Plant walk inspected headworks, MBT, electrical rooms, HP system, UV system, online analyzers, odor control system, and chemicals room. Review recent DigAlerts emails.
05/17/2022	EDM	MCC-MOM	SAM-WTO	Trained with KTV, took daily EFF and weekly A group samples and prepared sample paperwork for lab pick-up.
05/17/2022	EDM	MCC-MOM	GMT-HSK	Housekeep the storage area and sampling site clean up.
05/17/2022	GXK	MCC-MOM	OPR-WTO	Run BIO2 and MBT TSS lab analysis. Talked to Scott and Daniel from CB HVAC. They found some power voltage anomaly to the lab ceiling vent fan, but Scott doesn't think that is the problem. They went through the controllers and tried to create the conditions for failure but were unsuccessful. I will let Scott know directly if the unit fail again.
05/18/2022	CEA	MCC-MOM	GMT-HSK	General housekeep activity, organized storage containers.
05/18/2022	TMG	MCC-MOM	CMT-PLB	Sprinkler valve C27. Took apart valve, and found the diaphragm is torn. Notified KTV so he can order a new one.
05/18/2022	CEA	MCC-MOM	PMT-GLB	Completed preventive maintenance.
05/18/2022	EDM	MCC-MOM	CON-GLB	Preserved weed screen liner material for GXK to assess. Removed heavy rocks and sharp obstacles.
05/18/2022	CEA	MCC-MOM	PMT-GLB	Completed preventive maintenance.
05/18/2022	GXK	MCC-MOM	OPR-WTO	Plant checks. Inspected trends are normal and process health. Noticed the BIO2 ORP continues to trend up and is now at +60 mV. I reduced P3211 speed from 95 to 90% speed. I also increased A ratio from 1.2 to 1.4 due to higher than normal EQT. Reviewed recent logs. Plant walk inspecting headworks, MBT, electrical rooms, HP system, UV system, Online analyzers, Odor control system, and chemicals room. Review recent DigAlerts emails. Completed TSS analysis.
05/18/2022	EDM	MCC-MOM	SAM-GLB	Took Weekly B EFF, Weekly INF composites and daily EFF samples, and prepared sample paperwork for lab pick-up.
05/18/2022	EDM	MCC-MOM	SAM-GLB	Rinsed and disinfected composite sampling materials and ensured readiness for continued sampling.
05/18/2022	EDM	MCC-MOM	SAM-GLB	Filed daily COCs
05/18/2022	CEA	MCC-MOM	OPR-WTO	Plant operations checked. Effluent quality checked - chlorine residual a little low. Increased UV flow multiplier from 0.08 to 0.10. Observed Bluff's park irrigation cycle completed. Bluff's, Legacy Park, and IW2 checked.
05/18/2022	CEA	MCC-MOM	GMT-HSK	Lab/office general housekeep activity.
05/18/2022	EDM	MCC-MOM	CON-GLB	Assess soil conditions along desired path for communications cable install. Began trenching around high pressure tanks adjacent Ops office.
05/19/2022	DFH	MCC-MOM	OPR-GLB	Plant check, review scada, levels, and trends. Confirmed with KTV that there was no IW2 maintenance yesterday.
05/19/2022	MAA	MCC-MOM	GMT-HSK	General housekeeping of membrane and generator areas. Moved Vactor to washing area.

INTEGRATED PERFORMANCE CONSULTANTS

202205 MCC ONM Report

Period: 05/01/2022 - 05/31/2022

Date	Name	Job	Task	Notes
05/19/2022	DFH	MCC-MOM	PMT-GLB	Completed preventive maintenance.
05/19/2022	KTV	MCC-MOM	OPR-WTO	Met DFH at IW2 for maintenance training. Review piping and IW2 operations. Trained DFH on injection well backflush procedures.
05/19/2022	GXK	MCC-MOM	OPR-WTO	Plant checks. Inspected trends are normal and process health. Reviewed recent logs. Plant walk inspected headworks, MBT, electrical rooms, HP system, UV system, Online analyzers, Odor control system, and chemicals room. Review recent DigAlerts emails. Cleared IW2 BW-related alarms.
05/19/2022	KTV	MCC-MOM	OPR-WTO	With DFH, reviewed LPPS operation and installation. Ran P-1110 in HAND to bring level down in T-1100 so we can observe LPPS flow coming into T-1100. Ran P-0110 in HAND and confirmed the current in service force main is the east/south line. Plan to exercise LPPS valves Monday morning.
05/19/2022	DFH	MCC-MOM	SAM-GLB	Collected daily EFF sample and tested permeate sample for pH and EC.
05/19/2022	MAA	MCC-MOM	GMT-AUT	Truck wash.
05/19/2022	DFH	MCC-MOM	GMT-AUT	Started Vactor maintenance cleaning.
05/19/2022	GXK	MCC-MOM	CMT-ELT	Replaced LSLL-4205, tested, and removed the force input in the logic.
05/19/2022	DFH	MCC-MOM	GMT-AUT	Completed Vactor maintenance cleaning.
05/19/2022	GXK	MCC-MOM	OPR-WTO	Worked a bit with the AC technicians from CB. They suspect some power fluctuations causing a momentary increase in fan voltage which leads to overload conditions on the VFD and results in system shutdown. I was looking to see if our systems are monitoring the electrical distribution voltages around the plant but I found no such thing. Researched corrosion prevention and DTM paint products for pumps that are exposed to the elements. Placed an order for some corrosion treatment and paint products and for squeegees for the MBR basin and other area cleanings.
05/19/2022	GXK	MCC-MOM	OPR-WTO	Researched online for corrosion removal, prevention, and protection paint products for the RW pumps.
05/20/2022	CEA	MCC-MOM	OPR-WTO	Plant operations checked. Bluff's and Legacy park, and IW2 checked.
05/20/2022	LAW	MCC-MOM	GEN-TRN	With KTV, reviewed MCC SCADA.
05/20/2022	JAA	MCC-MOM	OPR-TRN	Review training on SCADA and process set points.
05/20/2022	KTV	MCC-MOM	OPR-WTO	SCADA review and trained with LAW and JAA. Basic overview of operations and goals throughout each step of the process. Overall system looks good.
05/20/2022	CEA	MCC-MOM	OPR-WTO	Headworks operations checked. Inspected SC-2320 - rinsed fine screen, flushed sprayers, and removed solids compactor trash. Coarse screen unit tested - okay.
05/20/2022	JAA	MCC-MOM	GMT-HSK	KTV show me the location of IW-3 for general housekeeping.
05/20/2022	GXK	MCC-MOM	OPR-WTO	Plant checks. Inspected trends are normal and process health. Reviewed recent logs. Plant walk inspecting headworks, MBT, electrical rooms, HP system, UV system, online analyzers, odor control system, and chemicals room. Review recent DigAlerts emails. Finalized my research into corrosion prevention paint for the RW pumps. Placed an order for corrosion stripper, corrosion prevention primer, and corrosion protection topcoat paint.
05/20/2022	CEA	MCC-MOM	PMT-GLB	Completed preventive maintenance.
05/20/2022	JAA	MCC-MOM	OPR-GLB	Moved gantry crane parts from the chemical room to headworks. Cleaned chemical room.

INTEGRATED PERFORMANCE CONSULTANTS

202205 MCC ONM Report

Period: 05/01/2022 - 05/31/2022

Date	Name	Job	Task	Notes
05/20/2022	GXK	MCC-MOM	OPR-WTO	Plant checks. Inspected trends are normal and process health. Continue to organize the lab and move things to the storage. Collected another sample of BIO2 ML because the last analysis result was unusually high at 14,000 mg/L. I run another TSS analysis and verified the MLSS to be 9,200 mg/L. I verified we still wasting about 2,600 GPD and the MLSS is trending down.
05/20/2022	GXK	MCC-MOM	OPR-WTO	Cleaned UV1. Troubleshot LSLL4205. The float is not functioning with a constant resistance across the circuit of about 800 ohms. I looked for replacement floats in the storage but I couldn't locate any. I will ask CEA on Monday.
05/21/2022	GXK	MCC-MOM	OPR-WTO	Logged in remotely. Checked plant functions OK. Inspected trends are normal. Reviewed logbook, sampling logs, and process logs. Cleared alarms, increased P8130 multiplier to 0.1 and increased P3211 speed from 90 to 98% in an attempt to change the ORP increase trend.
05/21/2022	JAA	MCC-MOM	SAM-WTO	Performed EFF pH and EC test after calibration of the probe. Collected daily samples. Filed COC's into corresponding files.
05/21/2022	GXK	MCC-MOM	OPR-WTO	Logged in remotely. Checked plant functions OK. Inspected trends are normal. Reviewed logbook, sampling logs, and process logs.
05/22/2022	EDM	MCC-MOM	SAM-WTO	Took daily EFF samples and prepared sample paperwork for lab pick-up. Sampled for pH and EC.
05/22/2022	GXK	MCC-MOM	OPR-WTO	Logged in remotely. Checked plant functions OK. Inspected trends are normal. Reviewed logbook, sampling logs, and process logs.
05/22/2022	GXK	MCC-MOM	OPR-WTO	Logged in remotely. Checked plant functions OK. Inspected trends are normal. Reviewed logbook, sampling logs, and process logs.
05/23/2022	CEA	MCC-MOM	OPR-WTO	Plant operations check- okay. Increased UV flow multiplier from 0.08 to 0.10 and decreased A Ratio from 1.50 to 1.00. Bluff and Legacy Park pumping stations and IW2 checks.
05/23/2022	DFH	MCC-MOM	CMT-GLB	LPPS force main south isolation valve - With KTV, setup work zone and prepared to exercise valve but was unable to due to asphalt around the valve. LPPS force main north isolation valve - Gathered and prepared equipment for planned maintenance. With KTV, setup work zone and prepared to exercise valves, but was unable due to asphalt around the valve. LPPS force main cross over valve - With KTV, setup work zone and prepared to exercise valves, but was unable to due to asphalt around the valve.
05/23/2022	KTV	MCC-MOM	CMT-GLB	LPPS force main north isolation valve - attempted exercise valves, but was unable to due asphalt in the valve stem area. Asphalt seems fairly easy to remove in the future, so plan to remove at a later date with more preparation. LPPS force main crossover valve - attempted exercising valves, but was unable due to asphalt in the valve stem area. Asphalt seems fairly easy to remove in the future, so plan to remove at a later date with more preparation. LPPS force main south isolation valve - attempted exercising valves but was unable due to asphalt in the valve stem area. Asphalt seems fairly easy to remove in the future, so plan to remove at a later date with more preparation.
05/23/2022	CEA	MCC-MOM	CMT-GLB	Assisted crew with traffic control while exercising LPPS force main valves.
05/23/2022	CEA	MCC-MOM	OPR-WTO	Inspected lower and upper odor control beds. Headworks operations checked: SC-2320 - rinsed fine screen and flushed sprayers, removed solids compactor trash. Coarse screen checked - okay.
05/23/2022	DFH	MCC-MOM	SAM-GLB	Collect daily EFF sample and tested permeate sample for pH and EC.

INTEGRATED PERFORMANCE CONSULTANTS INC

202205 MCC ONM Report

Period: 05/01/2022 - 05/31/2022

Date	Name	Job	Task	Notes
05/23/2022	GXK	MCC-MOM	OPR-WTO	Plant checks. Inspected trends are normal and process health. Reviewed recent logs. Plant walk inspecting headworks, MBT, electrical rooms, HP system, UV system, Online analyzers, odor control system, and chemicals room. Review recent DigAlerts emails. Reduced BIO2 Aeration SP from 7 to 6.9 psi. Increased A ratio from 1 to 1.1. Reduced P3211 speed from 98 to 90% due to high ORP. Inspected the AAON AC unit and it was tripped again in emergency shutdown mode with Module 1 alarm on the left controller display. Talked to Daniel B. from CB HVAC.
05/23/2022	DFH	MCC-MOM	OPR-WTO	Review scada, level, trends, and flow. Spoke with GXK about BIO2 aeration and ORP trend increase.
05/23/2022	CEA	MCC-MOM	OPR-WTO	Observed MBR 1 maintenance clean completed. Checked chemicals feed equipment.
05/23/2022	DFH	MCC-MOM	GMT-AUT	Vactor truck maintenance.
05/23/2022	CEA	MCC-MOM	PMT-GLB	Completed preventive maintenance.
05/23/2022	GXK	MCC-MOM	OPR-WTO	Replaced LSLL4205 with a new float. Removed the forces from the logic. Replaced all the wire straps with stainless steel worm-drive clamps.
05/24/2022	GXK	MCC-MOM	OPR-WTO	Plant checks. Inspected trends are normal and process health. Reviewed recent logs. Increased A ratio to 1.4 due to high EQT level. Reduced P8130 multiplier to 0.09. Plant walk inspecting headworks, MBT, electrical rooms, HP system, UV system, Online analyzers, Odor control system, and chemicals room. Review recent DigAlerts emails.
05/24/2022	MAA	MCC-MOM	OPR-TRN	Reviewed SCADA. EQ level at ~4.6ft with no tipping trough cycles.
05/24/2022	MAA	MCC-MOM	OPR-GLB	Gathered necessary parts for vactor work tomorrow at screens in headworks.
05/24/2022	KTV	MCC-MOM	OPR-WTO	Reviewed SC-23X0 inspection scope of work with MAA. Got all parts together to do the work tomorrow with EDM and LAW. Reviewed SCADA system status and trends with MAA. A Ratio has been increased from 1.2 to 1.4 due to EQ level being higher than 4 feet.
05/24/2022	MAA	MCC-MOM	OPR-TRN	Discussed EQ and A factor trends with KTV.
05/24/2022	KTV	MCC-MOM	SAM-WTO	Collected daily, weekly A and weekly process samples and left for PCL.
05/24/2022	GXK	MCC-MOM	OPR-WTO	The order for the replacement piece for the lower odor control railing got canceled due to availability. Searched online for a different supplier and placed a new order.
05/24/2022	GXK	MCC-MOM	OPR-WTO	Run BIO2 and MBT TSS analysis. Run EFF quality analysis at the lab.
05/25/2022	CEA	MCC-MOM	OPR-WTO	Plant operations check. Bluff and Legacy park, IW2 checks.
05/25/2022	LAW	MCC-MOM	PMT-GLB	Completed preventive maintenance.
05/25/2022	CEA	MCC-MOM	CMT-GLB	Hang LOTO on PV-2311 and SC-2310 in preparation for maintenance inspection work. Removed Inlet access port, rinse and vacuum product at inlet compartment. Camera inspection of the fine screen grit pan revealed no excessive grit accumulation.
05/25/2022	CEA	MCC-MOM	CMT-GLB	Hang LOTO on PV-2321 and SC-2320 in preparation for maintenance inspection work. Removed Inlet access port, rinse and vacuum product at inlet compartment. Camera inspection of the fine screen grit pan revealed no excessive grit accumulation.
05/25/2022	LAW	MCC-MOM	PMT-GLB	Completed preventive maintenance.
05/25/2022	EDM	MCC-MOM	PMT-GLB	Completed preventive maintenance.

INTEGRATED PERFORMANCE CONSULTANTS INC

202205 MCC ONM Report

Period: 05/01/2022 - 05/31/2022

Date	Name	Job	Task	Notes
05/25/2022	GXK	MCC-MOM	OPR-WTO	Logged in remotely. Checked plant functions OK. Inspected trends are normal. Reviewed logbook, sampling logs, and process logs. Reduced automatic wasting from 3,000 to 1,200 GPD and reduced MBT pumps run time from 50 to 30% of time.
05/25/2022	CEA	MCC-MOM	CMT-GLB	SC-23X0 inspection work completed. Installed Drain valve piping, and sealed inspection port. Removed LOTO and put the unit back in service.
05/25/2022	EDM	MCC-MOM	GMT-DIG	For KTV, Shifted vault lid on vault adjacent IPS in lower plant. Visually observed contents inside vault, took pictures and replaced.
05/25/2022	CEA	MCC-MOM	SAM-WTO	Collect plant daily Effluent compliance and weekly B samples for lab analysis, set up cooler for PCL courier pick up.
05/25/2022	LAW	MCC-MOM	GMT-HSK	Removed steel plate lid from box next to influent wet well to determine whether it was electric or piping per KTV.
05/25/2022	GXK	MCC-MOM	OPR-WTO	Plant checks. Inspected trends are normal and process health. Reviewed recent logs. Plant walk inspecting headworks, MBT, electrical rooms, HP system, UV system, Online analyzers, Odor control system, and chemicals room. Review recent DigAlerts emails. DEM showed me a busted irrigation valve diaphragm, so I searched online for a replacement diaphragm.
05/25/2022	CEA	MCC-MOM	OPR-WTO	Observed MBR #1 CC, verify chemicals feed dose. Process check EQT level @ 4.1 ft. increased A ratio to 1.30. Monitoring UV trains performance.
05/25/2022	EDM	MCC-MOM	GMT-LND	Replace sprinkler adjacent IPS in lower plant. Installed sprinkler, instructed to remove diaphragm in solenoid valve body located in RW sprinkler box C27, Found bladder ruptured, reassembled valve body and discovered leak where upper and lower halves of valve body meet, disassembled to ensure proper seating and to troubleshoot, issue appears to be disintegrating O-ring on threaded / capped bleed port. Cleaned faces, reseated top half and used star pattern to tighten evenly. Note: water will leak from valve body into curb box when iso valve is open, until the O-ring issue is taken care of.
05/25/2022	CEA	MCC-MOM	PMT-GLB	Completed preventive maintenance.
05/25/2022	LAW	MCC-MOM	GMT-LND	With EDM, placed sprinkler in place. EDM removed diaphragm valve, new o ring needed.
05/25/2022	CEA	MCC-MOM	OPR-WTO	With GXK check ops room AC unit and replaced new filters.
05/25/2022	CEA	MCC-MOM	OPR-WTO	Observed UVT dropped below 65% after MBR 1 CC, enabled Off Spec, and discussed with GXK.
05/25/2022	GXK	MCC-MOM	GMT-HSK	Built and mounted the remaining cabinets in the operation room.
05/26/2022	DFH	MCC-MOM	OPR-WTO	With KTV, review scada to prepare for IW2 maintenance. Calculated anticipated flow increase from IW2 maintenance and adjusted A ratio from 1.3 to 1.4.
05/26/2022	DFH	MCC-MOM	OPR-GLB	Reviewed scada, levels, trends, and plant operations.
05/26/2022	GXK	MCC-MOM	OPR-WTO	Plant checks. Inspected trends are normal and process health. Reviewed recent logs. Lowered P8130 multiplier from 0.12 to 0.08 due to high residual, uptrend, and increased flows. Review recent DigAlerts emails. Purchased replacement irrigation valve diaphragm.
05/26/2022	DFH	MCC-MOM	OPR-WTO	With KTV, reviewied historical trends and data. Painted test pipe to see how well paint adheres to pvc pipe, so far its okay. Inspected paint cans from plant opening, researched paint type and application. The unopened shelf life is dated for 24 months from when color was mixed which was in 2018.
05/26/2022	CEA	MCC-MOM	OPR-WTO	Plant operations checked. Bluff's, Legacy Park, and IW2 checked.

INTEGRATED PERFORMANCE CONSULTANTS

202205 MCC ONM Report

Period: 05/01/2022 - 05/31/2022

Date	Name	Job	Task	Notes
05/26/2022	EDM	MCC-MOM	SAM-WTO	Took daily EFF samples and prepared sample paperwork for lab pick-up.
05/26/2022	CEA	MCC-MOM	PMT-GLB	Completed preventive maintenance.
05/26/2022	CEA	MCC-MOM	PMT-GLB	Completed preventive maintenance.
05/26/2022	CEA	MCC-MOM	OPR-WTO	Headworks and MBT process checks. Observed MBR 2 maintenance clean: verified chemical feed process - normal. Inspected MBR P-41X0. Verified priming cycle. Removed priming line check valves, cleaned, and exercised. Flushed RAS with high-pressure plant water. Exercise P-3160, manually ran at the bucket speed 50 Hz flow > 400 gpm.
05/27/2022	CEA	MCC-MOM	OPR-WTO	Plant operations check. Bluff and Legacy Park pumping stations and IW2 checks- normal.
05/27/2022	JAA	MCC-MOM	OPR-TRN	Read logbook. Review WWTP process overview SCADA.
05/27/2022	CEA	MCC-MOM	PMT-GLB	Completed preventive maintenance.
05/27/2022	JAA	MCC-MOM	GMT-HSK	Housekeeping UV disinfection section.
05/27/2022	GXK	MCC-MOM	OPR-WTO	Plant checks. Inspected trends are normal and process health. Reviewed recent logs. Review recent DigAlerts emails.
05/27/2022	KTV	MCC-MOM	OPR-WTO	Reviewed SCADA and level trends with JAA. Overall plant status is good. EQ level trend overnight reached expected peak after A Ratio increase yesterday. Noticed slight decrease in BIO1 level due to P-3160 maintenance yesterday.
05/27/2022	JAA	MCC-MOM	OPR-TRN	Reviewed WWTP process overview SCADA with KTV.
05/27/2022	JAA	MCC-MOM	SAM-WTO	Perform pH and EC test after calibrate the probe. Collect daily samples Iced and storage.
05/27/2022	KTV	MCC-MOM	OPR-WTO	Started LAW on ORP transmitter salt bridge replacement. Updated BIO1 post anox tank high level logic from 14.0/13.8 feet to 16.0/15.8 feet to allow P-1210 to run to keep BIO1 full. This will have to be adjusted in the future when putting BIO1 back in service. Tested P-1210 okay, but EQ level remains low so plan to transfer over the weekend prior to increasing flow if necessary.
05/27/2022	JAA	MCC-MOM	GMT-HSK	Continued with housekeeping UV disinfection area.
05/27/2022	LAW	MCC-MOM	CMT-GLB	Replaced the salt bridge.
05/27/2022	DFH	MCC-MOM	GMT-AUT	DFH Truck wash.
05/27/2022	KTV	MCC-MOM	OPR-WTO	Reviewed AE-3213 salt bridge replacement status prior to reinstallation. On reinstallation, ORP dropped from ~250 mV to ~150 mV. Reset the calibration and ORP settled ~100 mV. This is still high, but could just need a new calibration once the electrolyte stabilizes. Plant check and walkthrough okay.
05/28/2022	KTV	MCC-MOM	OPR-WTO	Remote plant check okay. EQ level remains low going into the weekend.
05/28/2022	JAA	MCC-MOM	OPR-WTO	Perform pH and EC test after calibrate the probe. Collect daily samples Iced and storage. File COC's into corresponding files.
05/29/2022	KTV	MCC-MOM	OPR-WTO	Remote plant check okay. EQ level remains low going into the holiday.
05/29/2022	EDM	MCC-MOM	SAM-WTO	Received text from regular weekend Pat-Chem courier, available to collect sample earlier than normal if possible, obliged. Took daily EFF samples and prepared sample paperwork for lab pick-up. Took pH and EC samples and entered results into log.
05/30/2022	KTV	MCC-MOM	OPR-WTO	Remote plant check okay. Verified EQ level was maintained throughout the day in the normal operating range.

INTEGRATED PERFORMANCE CONSULTANTS

202205 MCC ONM Report

Period: 05/01/2022 - 05/31/2022

Date	Name	Job	Task	Notes
05/30/2022	EDM	MCC-MOM	SAM-WTO	Took daily pH, EC, and daily EFF samples, and prepared sample paperwork for lab pick-up.
05/30/2022	RRV	MCC-MOM	OPR-WTO	1422 Alarm: Zone 6 - High Turbidity Off Spec Diversion. Trains are on one hour rotation and High turbidity occurred shortly after Train 1, which had been cleaned, took it's first turn in rotation after the clean. Turbidty decreased to normal levels in about 30 minutes with no human intervention. Verified all systems ok.
05/31/2022	KTV	MCC-MOM	OPR-WTO	Plant check okay. EQ level reached 7 feet overnight, but not long enough to activate the automatic flow increase. Level remains higher than desired this morning at 5.5 feet. Ran P-1210 in HAND to bring the level down in EQ and bring the level up in BIO1 since level was low following last week's maintenance.
05/31/2022	GXK	MCC-MOM	OPR-WTO	Plant checks. Inspected trends are normal and process health. Reviewed recent logs. Increased P8130 multiplier from 0.08 to 0.1. Reset UV3 low-intensity alarm. Reviewed recent DigAlerts emails.
05/31/2022	KTV	MCC-MOM	PRG-PLC	Discussed EQ flow control logic with RRV. RRV wants to suppress the peaks more, so started reviewing the current flow averaging logic. Found that PDPS flow isn't calculated as part of the flow averaging. Started reviewing all missing totalizers and plan to integrate all totalizers prior to continuing the updated EQ controls logic.
05/31/2022	KTV	MCC-MOM	PRG-SDA	Started to test various methods of improving totalizer programming in Ignition.
05/31/2022	EDM	MCC-MOM	SAM-WTO	Took Weekly A samples and prepared sample paperwork for lab pick-up.
05/31/2022	GXK	MCC-MOM	OPR-WTO	Talked to KTV about strategies to control the EQT level throughout the day and smooth the peaks down. We also discussed the pump station's flow calculations logic and the irrigation flow monitoring and daily flow integration.
05/31/2022	CEA	MCC-MOM	GEN-TRV	Picked up painting supplies.
05/31/2022	LAW	MCC-MOM	OPR-GLB	Checking flow rates on sprinkler zones.
05/31/2022	KTV	MCC-MOM	PRG-PLC	Started to draft EQ level smoothing program after discussing ideas with GXK. Set up LAW to test irrigation flow since the irrigation flow meter values seem unusually high on some days and low on others.
05/31/2022	LAW	MCC-MOM	OPR-GLB	Continued to check flowrate of sprinklers.

INTEGRATED PERFORMANCE CONSULTANTS

202206 MCC ONM Report

Period: 06/01/2022 - 06/30/2022

Date	Name	Job	Task	Notes
06/01/2022	CEA	MCC-MOM	OPR-WTO	Plant operations checked. Bluff's, Legacy park, and IW2 operations checked - normal. Monitored Bluff's park irrigation cycle completed.
06/01/2022	KTV	MCC-MOM	PRG-PLC	Checked irrigation flow testing results. Programmed instantaneous irrigation flow meter and verified the totalizer counter is working. Added I_Flows pump routine to Influent_PS program for EQ control updates. Faulted PLC while working on an array for the flow meter program. Cleared the fault, updated the program and tested okay. The only noticeable side effect is that EF-93X0 rotated. Manually rotated EF-93X0 back to match the other lead/lag equipment.
06/01/2022	KTV	MCC-MOM	PRG-SDA	Updated SCADA to remove unused irrigation flow from PLC_6 and include irrigation flow from PLC_2. Added irrigation flow and counts to the main overview temporarily by covering the Hydropneumatic tanks. Will remove this graphic once the sprinkler flow test is complete. Added manual rotation push buttons to EF-93X0, B-35X0, P-62X0 and EF-94X0. These buttons force a lead/lag swap inside the lead/lag controller, since manually swapping from AUTO to permanent lead doesn't affect the lead/lag count.
06/01/2022	GXK	MCC-MOM	OPR-WTO	Plant checks. Inspected trends are normal and process health. Reviewed recent logs. Plant walk inspected headworks, MBT, electrical rooms, HP system, UV system, online analyzers, odor control system, and chemicals room. Review recent DigAlerts emails. Discussed PLC2 earlier fault with KTV. We also discussed the strategy to control A ratio.
06/01/2022	KTV	MCC-MOM	PRG-PLC	Finished EQ level smoothing logic. EQ flow is now controlled by automatically adjusting the A Ratio based on the difference in EQ volume between the current hour today and yesterday. The program calculates what the additional flow requirement is over 24 hours and calculates a new A Ratio. The calculation and change to the A Ratio only happens once an hour, so the A Ratio can still be manually modified. Enabled the logic for testing.
06/01/2022	CEA	MCC-MOM	SAM-WTO	Collected Weekly B and Daily Effluent samples for lab analysis. Set up a cooler for courier pick up.
06/01/2022	CEA	MCC-MOM	PMT-GLB	Completed preventive maintenance.
06/01/2022	CEA	MCC-MOM	PMT-GLB	Completed preventive maintenance.
06/01/2022	GXK	MCC-MOM	OPR-WTO	Placed an order for additional pipette tips for the lab. Continue the discussion with KTV of the EQT level and production flowrate controls.
06/01/2022	KTV	MCC-MOM	PRG-SDA	Adding EQ smoothing controls to SCADA. Controls allow the automatic smoothing to be enabled or disabled, and to adjust the hours used to calculate the required change; fewer hours will produce a larger response. Plan to test at 24 hours overnight.
06/01/2022	CEA	MCC-MOM	PMT-GLB	Completed preventive maintenance.
06/01/2022	CEA	MCC-MOM	OPR-WTO	Headworks operations checked. Coarse screen and Vortex paddle mixer checked - okay. Removed solids compactor trash.
06/01/2022	KTV	MCC-MOM	OPR-WTO	Monitored automatic A Ratio adjustments. The A Ratio increased more than expected so far, and am unsure why. Leaving as is for now to see if this continues.
06/01/2022	LAW	MCC-MOM	GMT-LND	Cleaned up trash in generator area.
06/01/2022	CEA	MCC-MOM	PMT-GLB	Completed preventive maintenance.
06/01/2022	GXK	MCC-MOM	CMT-MET	Repaired the lower odor control bed railing.

INTEGRATED PERFORMANCE CONSULTANTS

202206 MCC ONM Report

Period: 06/01/2022 - 06/30/2022

Date	Name	Job	Task	Notes
06/01/2022	CEA	MCC-MOM	OPR-WTO	With KTV, reviewed EQT new A ratio program. Observed UV trains performance - UVT dropped close to 65% after MBR train 1 chemical clean.
06/01/2022	GXK	MCC-MOM	CMT-MET	Continued with the repair of the lower odor control bed railing.
06/01/2022	KTV	MCC-MOM	OPR-WTO	Continued tomonitor A Ratio changes as the night progressed. The A Ratio continued to climb, so GXK disabled the automatic logic so we can evaluate in the morning. Reviewed the math to see if there are any errors. Math error seems unlikely, and the more likely issue is the wrong setpoint. Plan to investigate further in the morning by evaluating EQ volume at various levels to generate a better setpoint curve.
06/02/2022	KTV	MCC-MOM	PRG-PLC	Created tank volumes spreadsheet and put in the MCC/Documentation folder on google drive. Copied EQ calculations from logic to spreadsheet and tested. Created a graph of level every 1000 gallons until the tank is full. Discussed program issues with GXK. Confirmed that there doesn't appear to be a math problem, so GXK is working on generating the reference curve.
06/02/2022	MAA	MCC-MOM	OPR-TRN	SCADA check; EQ level at 3.3ft, no alarms. Reviewed A ratio and EQ flow trends. A ratio as high as 1.95. Discussed A ratio logic with KTV and issues with current program. Reviewed Irrigation map and repairs to zones 17 and 27.
06/02/2022	GXK	MCC-MOM	OPR-WTO	Stopped at Home Depot to get 3/16" rivets for the repair of the odor control railing. Plant checks. Inspected trends are normal and process health. Reviewed recent logs. Plant walk inspected headworks, MBT, electrical rooms, HP system, UV system, online analyzers, odor control system, and chemicals room. Reviewed recent DigAlerts emails.
06/02/2022	KTV	MCC-MOM	OPR-WTO	Reviewed SCADA and plant status with MAA. Discussed new A Ratio program changes and current status. Trained MAA on onsite irrigation controls, testing and maintenance. Noticed irrigation flow metering and totalizing appears to be working well. However, discovered that irrigation flows less than 1 gpm won't display an accurate flow rate and there is really no way to make it show an accurate flow rate. All flows <1 gpm will display either 0.0 or 0.2 gpm.
06/02/2022	MAA	MCC-MOM	CMT-GLB	Checked video instructions for setting spray pattern on I-20 Hunter sprinklers. At C-17 sprinklers; checked faulty sprinkler head, attempted to adjust spray pattern but no luck. Compared to other sprinkler heads at C-17. Sprinkler in question is missing attachment at nozzle thus not spraying correctly. Added attachment and set correct spay pattern. At C-20 solenoid valve; added missing diaphragm and tested. Valve and diaphragm ok, no leaks. However solenoid appears to be sticking open. Removed solenoid and tested; solenoid opens and closes. Re-tested but to same result, Internal solenoid components must be worn out and cant hold the closed position. Left ball valve closed.
06/02/2022	DFH	MCC-MOM	CMT-GLB	Inspected lower irrigation areas C-30, C-31, and C-32 for possible break in line. Found underground break in irrigation line under tree in section C-31. Due to bee nest inside yardbox for C-31, I'm unable to close the valve to this zone. Began digging to expose irrigation line break.
06/02/2022	GXK	MCC-MOM	OPR-WTO	Worked with KTV on the EQT level and production flow rates control logic. Used May 20 as an ideal level change curve. Extract the Data and built a graph and polynomial trendline. Used the ideal curve to plug numbers back into the zipc_li1205_hour_array KTV created. Assigned MAA to install the 5 additional sprinklers on the lower odor control media bed irrigation.
06/02/2022	LAW	MCC-MOM	CON-GLB	Began to dig a trench out for Ethernet conduit path.

INTEGRATED PERFORMANCE CONSULTANTS

202206 MCC ONM Report

Period: 06/01/2022 - 06/30/2022

Date	Name	Job	Task	Notes
06/02/2022	DFH	MCC-MOM	CMT-GLB	Continued to dig out broken irrigation pvc line for C-31. Found the broken line goes under the trunk of the tree. Used Vactor to aid in removal of soil and water due to the mass amounts of tree roots in this area. Found the PVC line on opposite side of tree trunk and dug out a 90 degree fitting which was also damaged. Informed GXK of findings and how to proceed with repairing.
06/02/2022	MAA	MCC-MOM	CMT-PLB	Assembled and glued five (5) sprinkler assemblies to irrigation lines. Let dry.
06/02/2022	LAW	MCC-MOM	SAM-WTO	Collected daily EFF sample.
06/02/2022	GXK	MCC-MOM	OPR-WTO	Continue working on the EQT level controls logic. Worked with DHF on zone 31 broken irrigation pipe under the tree. I got parts to bypass the tree above ground. DHF repiped the section above ground but when tested He found there is a tee under the tree roots. I removed zone 31 from the irrigation program until we solve the issue.
06/02/2022	LAW	MCC-MOM	CON-GLB	Continued to dig trench for Ethernet conduit.
06/02/2022	KTV	MCC-MOM	OPR-WTO	Researched and ordered replacement irrigation valve solenoids.
06/02/2022	MAA	MCC-MOM	CMT-GLB	Adjusted sprayers on new sprinkler heads.
06/02/2022	LAW	MCC-MOM	CON-GLB	Completed trench for Ethernet conduit.
06/02/2022	DFH	MCC-MOM	CMT-GLB	Repiped irrigation above tree trunk. While glue is curing, emptied and cleaned out Vactor. Left dirt pile to drain and dry near plant drain, will return to clean once dried. Once PVC cement had cured, tested irrigation zone C-31 and it failed. The 90 degree fitting that I assumed was the supply line actually had a T fitting that runs underneath the tree root and tree itself that is the actual supply line. Informed GXK of findings and assisted in turning off zone C-31. Will need to return to excavate areas around tree to find the supply line and complete repairs.
06/02/2022	GXK	MCC-MOM	OPR-WTO	Continued to work on the EQT level control logic. I tested the logic and found a number of bugs. KTV fixed some of them and I modified the logic a bit as well. Kept monitoring and corrected calculations.
06/02/2022	KTV	MCC-MOM	PRG-SDA	Reviewed GXK EQ smoothing changes. Updated array logic to load the current value as the comparison to the setpoint (original logic loaded the setpoint value as comparison to the current). Also corrected issue with EQ Smoothing Hours setpoint not working on SCADA. Due to template structure and copy/paste, EQ Smoothing Hours was writing to the A Ratio Auto INC setpoint.
06/03/2022	CEA	MCC-MOM	OPR-WTO	Plant process and trends checked. Discussed new program changes to the EQT A ratio with KTV. Chemicals room and headworks operations checked. Bluff's, Legacy park, and IW2 checked - normal. Bluff's Park overnight irrigation cycle completed.
06/03/2022	KTV	MCC-MOM	PRG-PLC	Reviewed A Ratio performance overnight. The controls are out of sync with level causing a delayed response resulted in an undershoot as the level increases, which is contrary to the goal. Note that the data from last night is affected slightly by yesterday's SCADA program corrections which caused the A Ratio Auto INC logic to start at 6 feet instead of 7; however, this is a good simulation of actual high level control conditions since the current settings are supposed to control the peak at 5.7 feet. Continued to test various calculations and other ideas in a spreadsheet for further modification of the program.
06/03/2022	CEA	MCC-MOM	CMT-GLB	P-6X10; Disabled the pumps and hang LOTO in preparation for the painting job. With JAA disassembling pumps and started cleaning and sanding.

INTEGRATED PERFORMANCE CONSULTANTS

202206 MCC ONM Report

Period: 06/01/2022 - 06/30/2022

Date	Name	Job	Task	Notes
06/03/2022	JAA	MCC-MOM	CMT-GLB	With CEA, plan to prepare for the paint job. With CEA, disassembled pumps and started clean and sand.
06/03/2022	GXK	MCC-MOM	OPR-WTO	Plant checks. Inspected trends are normal and process health. Reviewed recent logs. Plant walk inspected headworks, MBT, electrical rooms, HP system, UV system, online analyzers, odor control system, and chemicals room. Review recent DigAlerts emails. Talked to KTV about the failure of the new EQT level control logic last night. We inspected the logic again and came up with new calculations.
06/03/2022	KTV	MCC-MOM	PRG-PLC	Programmed FI-1105 calculation in PLC2. Calculation is based off level change in T-1100 when P-11X0 isn't running. Added average logic to LI-1105 to make the calculation more stable.
06/03/2022	CEA	MCC-MOM	PMT-GLB	Completed preventive maintenance.
06/03/2022	JAA	MCC-MOM	CMT-GLB	P-6110: sanded and prepared motor for primer. Applied primer coat.
06/03/2022	CEA	MCC-MOM	CMT-GLB	P-6110: sanded and prepared motor for primer. Applied primer coat.
06/03/2022	KTV	MCC-MOM	PRG-PLC	Reviewed EQ Smoothing issues with GXK. GXK was able to identify a problem with the ratio calculation. Updated the ratio calculation and enabled EQ Smoothing. Monitored throughout the afternoon and initial performance seems good.
06/03/2022	CEA	MCC-MOM	CMT-GLB	P-6X10: assembled the motors, removed LOTO, and put them back in the auto position.
06/03/2022	GXK	MCC-MOM	OPR-WTO	Monitored the new EQT level control following earlier modifications by KTV. The troubleshoot trends on Ignition are not working right so I sent home a message. Completed to secure the lower odor control bed railing with rivets.
06/04/2022	KTV	MCC-MOM	OPR-WTO	Remote check showed EQ smoothing over corrected over night. Disabled smoothing and will revisit Monday.
06/04/2022	GXK	MCC-MOM	OPR-WTO	Logged in remotely. Checked plant functions OK. Inspected trends are normal. Reviewed logbook, sampling logs, and process logs. Adjusted P8130 multiplier to 0.1.
06/04/2022	JAA	MCC-MOM	SAM-WTO	Performed pH and EC test. Collected daily samples.
06/04/2022	CEA	MCC-MOM	OPR-WTO	Plant operations checked - normal. Bluff's, Legacy park, and IW2 checked.
06/04/2022	BLV	MCC-MOM	GMT-JAN	Cleaned MCC.
06/05/2022	CEA	MCC-MOM	OPR-WTO	Plant status checked. Reported to RRV clearwell level transmitter signal fail - reading 12.8Ft since 0048 hrs. Bluff's, Legacy park, and IW2 checked - normal. 1700 hrs.- Plant operations check - normal following GXK's onsite response. Reviewed logbook activity.
06/05/2022	RRV	MCC-MOM	OPR-WTO	CEA reports problem with Clearwell level, with level signal flatlining at 12.8 feet since 0048 hrs last night. Quick review inidcates that other PLC6 analog values are behaving similarly. Tried to disconnect PLC6 from teh database and then reconnecting it, but that did not resolve the issue. Checked PLC6 remotely and found one of the Fieldbus analog input modules faulted, which explains the observations. Had EDM check all level, pressure, and flow xmittes at the Clearwell. Level is high, and there is no flow or pressure being indicated locally. Had EDM check the ponds and he verified that effluent is flowing from the Clearwell into the lower pond, although it looks like it hasn't been going on for long. There is not much water on the pond floor. Shut off P-6XX0 to prevent equpment damage or pipe overpressuiization in the event of improper control due to malfunctioning I/O. Contacted GXK and explained the situation, and he is coming in to see if there is a quick fix to the problem such as by cycling power to the PLC. Absent that, I will come in and develop some kind of workaroud.

INTEGRATED PERFORMANCE CONSULTANTS

202206 MCC ONM Report

Period: 06/01/2022 - 06/30/2022

Date	Name	Job	Task	Notes
06/05/2022	EDM	MCC-MOM	OPR-GLB	Received chat from RRV directed to inspect conditions at clearwell. Opened hatch - level near crown of tank, 20 inches outage total. RRV requested tag information, flow meter and pressure transmitter data and report of conditions at pond. Provided pics and information, told to stand by for assistance.
06/05/2022	GXK	MCC-MOM	OPR-WTO	Responded to a call from RRV reporting issues with PLC6 analog inputs. RRV reported losing the AIs last night, RW Clearwell overflowing to the ponds. I came for an emergency site visit. Inspection of the PLC6 LCP revealed red LEDs on the Rack1 remote IO module. Inspection of the electrical drawings indicated the rack1 is powered from CB9. I cycled the power and that solved the issues. The LEDs came back all green and we got AIs signals back. Investigation of SCADA revealed that on the PLC6 monitoring popup screen Rack1 still shows unavailable. After consulting with RRV, I cycled the power to the entire panel. That didn't change the SCADA indication of unavailable Rack1. Nevertheless, Rack1 is now functioning well. I Slowly restarted the upper and lower RW pumps to limit the hammering effect and manually bleed air by opening the air release valves on the RW pumps headers. Next, I restarted the IW2 and monitored the flow, pressures, and pump behavior. Finally, I manually operated the upper and lower odor control beds irrigation to bleed air and provide moisture after a night of no irrigation. I also walk through headwork making sure the sprayers function well and there is no broken pipe or leak. I cleared a fault on the chlorine analyzer and lowered the P8130 multiplier from 0.12 to 0.1. I took UV3 offline and put UV1 and UV2 in operation.
06/05/2022	EDM	MCC-MOM	SAM-WTO	Took daily effluent, pH and EC samples, and prepared daily sample paperwork for lab pick-up.
06/06/2022	CEA	MCC-MOM	OPR-WTO	Plant operations check. MBR's production failed to rotate the previous night due to B-4610 fail (soft tripped). Inspected B-4610 - normal. Cleared alarm and started - okay. Resumed MBR rotation. Monitored MBR 1 production and effluent quality (high turbidity and UVT% drop).
06/06/2022	GXK	MCC-MOM	OPR-WTO	Plant checks. Inspected trends are normal and process health. Reviewed recent logs. Plant walk inspecting headworks, MBT, electrical rooms, HP system, UV system, Online analyzers, Odor control system, and chemicals room. Review recent DigAlerts emails.
06/06/2022	CEA	MCC-MOM	OPR-WTO	Chemicals room equipment and tank levels checked. Upper and Lower odor control beds checked.
06/06/2022	CEA	MCC-MOM	OPR-WTO	Headworks and MBT process checks. SC-2320 - flushed sprayers and removed solids compactor trash. Coarse screen check - ok. Collect MBT MLSS samples for IPC lab analysis.
06/06/2022	GXK	MCC-MOM	OPR-WTO	Continue cleanup and moving parts to the storage. Discuss EQT level smoothing logic performance and modification with RRV and KTV.
06/06/2022	DFH	MCC-MOM	SAM-WTO	Collect daily EFF sample and tested permeate sample for pH and EC.
06/06/2022	CEA	MCC-MOM	OPR-WTO	Discussed with GXK MBT process. Scheduled 5,000 gallons waste activated sludge haul. Removed diffusers caps, and flushed them with high-pressure water. Monitoring 5,000 gallons waste activated sludge haul. Observed MBR 1 maintenance clean. Verified chemicals injection. Scheduled 10,000 gallons waste activated sludge haul for tomorrow.
06/06/2022	GXK	MCC-MOM	OPR-WTO	Collected and run MBT and BIO2 ML TSS analysis at the lab. Continued to work with KTV on the calculations and logic of the EQT level smoothing controls.

INTEGRATED PERFORMANCE CONSULTANTS INC

202206 MCC ONM Report

Period: 06/01/2022 - 06/30/2022

Date	Name	Job	Task	Notes
06/06/2022	KTV	MCC-MOM	PRG-PLC	Drafted addition EQ Smoothing logic to limit smoothing response based on slope - if slope is positive, smoothing ratio should be greater than or equal to 1, and if slope is negative, smoothing ratio should be less than or equal to 1. Initial test looked promising; however, after discussing overnight performance with GXK, realized the root issue was the ratio calculation and not the lack of a limit. Disabled EQ smoothing overnight and will update the program in the morning.
06/07/2022	KTV	MCC-MOM	PRG-SDA	Updated EQ Smoothing logic. Instead of calculating a ratio, I now add the EQ delta gpm in the FI2100_Avg calculation. This prevents the compounding issue that was happening in the earlier versions of the program. Updated the EQ overview page of SCADA with clearer controls and a better summary overview of how the A Ratio, EQ Smoothing and B Ratio affect each other. Enabled smoothing and monitored the first few changes; worked well.
06/07/2022	MAA	MCC-MOM	OPR-TRN	With KTV; SCADA review and training of EQ flow A ratio Mode selector and EQ level Smoothing program.
06/07/2022	MAA	MCC-MOM	OPR-GLB	Looked up and found spare parts kits for Flygt pumps and mixers. Looked up maintenance for flygt pumps and mineral oil required for oil changes. We do not have mineral oil at 32 viscosity.
06/07/2022	MAA	MCC-MOM	OPR-GLB	Cleaned and prepped filters for MLSS analysis at lab.
06/07/2022	GXK	MCC-MOM	OPR-WTO	Plant checks. Inspected trends are normal and process health. Reviewed recent logs. Plant walk inspecting headworks, MBT, electrical rooms, HP system, UV system, online analyzers, odor control system, and chemicals room. Review recent DigAlerts emails. Inspected the new EQT level control logic performance. It looks good and so far this morning it functions flawlessly. Took UV3 out of service for inspection of the faulty lamp 5 . Started taking the UV3 apart for service inspection and repairs.
06/07/2022	MAA	MCC-MOM	CMT-GLB	Set LOTO, pulled out and cleaned pump.
06/07/2022	KTV	MCC-MOM	OPR-WTO	Reviewed system status and EQ Smoothing function with MAA. Discussed scope of work for the day and hung LOTO on P-1210 so MAA can pull the pump for annual maintenance.
06/07/2022	MAA	MCC-MOM	SAM-WTO	Collected daily EFF, weekly A and weekly process samples.
06/07/2022	GXK	MCC-MOM	PMT-GLB	Completed preventive maintenance.
06/07/2022	KTV	MCC-MOM	OPR-WTO	Monitored EQ smoothing performance throughout the rest of the day. Overall performance looks great.
06/07/2022	MAA	MCC-MOM	PMT-GLB	Completed preventive maintenance.
06/07/2022	GXK	MCC-MOM	CMT-INT	Replaced faulty lamp #5 with a previously used lamp. Noted we only have 16 new lamps. I also noted the UV3 run-time hours on the LCP HMI are 8397. So we will need to replace the lamps soon. I started to look onto the run time hours on ignition and noticed it was different. I will need to investigate it further.
06/07/2022	GXK	MCC-MOM	PMT-GLB	Completed preventive maintenance.
06/07/2022	GXK	MCC-MOM	PMT-GLB	Completed preventive maintenance.
06/08/2022	KTV	MCC-MOM	OPR-WTO	Reviewed overnight performance of EQ Smoothing; looks good although had more trouble overnight than anticipated. After discussing with GXK, he found a relationship between irrigation at Bluff's park and increased BPPS pump cycles. This caused higher than expected overnight flow, and the EQ Smoothing responded appropriately. Reviewed work plan and Vactor operation with DFH and EDM in preparation for Line F cleaning next Wednesday.
06/08/2022	DFH	MCC-MOM	OPR-GLB	With KTV and EDM, reviewed Vactor work on line F. Prepared Vactor and began training on use of jetter.

INTEGRATED PERFORMANCE CONSULTANTS

202206 MCC ONM Report

Period: 06/01/2022 - 06/30/2022

Date	Name	Job	Task	Notes
06/08/2022	EDM	MCC-MOM	CMT-GLB	With DFH/KTV. Operating Vactor. Main drain cleaning.
06/08/2022	EDM	MCC-MOM	CMT-GLB	With DFH / KTV, jetted and cleaned main plant drain - the entire length before IPS.
06/08/2022	KTV	MCC-MOM	PRG-PLC	Started to review all PLC programs in detail to have a map of where program functions are generally, and track standardization better. All information is collected in a spreadsheet in the Automation folder on Google Drive. Started reviewing PLC2 and adding documentation along the way.
06/08/2022	DFH	MCC-MOM	OPR-GLB	Continued use of Vactor and jetter at plant drain.
06/08/2022	GXK	MCC-MOM	OPR-WTO	Plant checks. Inspected trends are normal and process health. Reviewed recent logs. Plant walk inspecting headworks, MBT, electrical rooms, HP system, UV system, Online analyzers, Odor control system, and chemicals room. Review recent DigAlerts emails. Review the EQT level smoothing logic performance overnight. Noticed correlation between Bluff Park irrigation nights and increased PS activity which leads me to believe there is some stormwater drain infiltration to the sewer lines there.
06/08/2022	EDM	MCC-MOM	GMT-HSK	General maintenance, lubricated upper and lower gate hinges and Lift Master articulating levers.
06/08/2022	EDM	MCC-MOM	SAM-WTO	Took Weekly INF, Weekly B and Daily EFF samples, and prepared sample paperwork for lab pick-up.
06/08/2022	KTV	MCC-MOM	PRG-SDA	With GXK, reviewed PLC5 logic for lamp hours. Lamp hours are calculated for each lamp with indirect addressing using arrays. However, the lamp hours don't match the HMI. Was able to connect to the HMI program, but unable to find the link between the HMI and PLC tags. Shelved for now.
06/08/2022	GXK	MCC-MOM	OPR-WTO	Looked into the logic of the UV run-time calculations. Had hard time to understand the way the data was stored. KTV helped me to figure out the array that is being used to store the run times.
06/08/2022	KTV	MCC-MOM	PRG-PLC	Continued to update the program map for PLC2 and adding documentation. Added IO_shutdown XIO condition to P1110.RDY, P-1120.RDY, SC-2101.RDY, ME-2210.RDY, SC-2310.RDY, SC-2320.RDY, P-1210, P-1220, P-1250. Programmed dialout alarm on PLC2.Status[2].7 in PLC but not SCADA.
06/08/2022	GXK	MCC-MOM	OPR-WTO	Online research for mineral oil for the Flygt pumps and mixers. I couldn't find any specs in the documentation or their website.
06/09/2022	DFH	MCC-MOM	OPR-WTO	Review scada, plant operations, logs and sampling log. With KTV, reviewed program changes and EQ smoothing. Verified equipment 1 rotation week, rotated rotary drum 1 into service and rotary 2 out of service.
06/09/2022	KTV	MCC-MOM	OPR-WTO	Reviewed system status with DFH and planned maintenance for today. Trained DFH on EQ Smoothing updates. Monitored DFH performing IW2 backflush. EQ response to IW2 backflush was good. Prepared for ORP calibration check.
06/09/2022	DFH	MCC-MOM	PMT-GLB	Completed preventive maintenance.
06/09/2022	DFH	MCC-MOM	PMT-GLB	Completed preventive maintenance.
06/09/2022	DFH	MCC-MOM	SAM-WTO	Collected permeate sample and tested for NH3, NO3, NO2, and Alk.
06/09/2022	DFH	MCC-MOM	SAM-WTO	Collect daily EFF sample and tested permeate sample for pH and EC.
06/09/2022	DFH	MCC-MOM	PMT-INT	Completed equipment calibrations.
06/09/2022	DFH	MCC-MOM	OPR-GLB	Inspected Plant doors for needed door coordinator strike plates. Took measurements of strike plates and found material possible material to fabricate. Sent information to KTV to review.
06/10/2022	JAA	MCC-MOM	OPR-TRN	Review and check WWTP SCADA with KTV.

INTEGRATED PERFORMANCE CONSULTANTS

202206 MCC ONM Report

Period: 06/01/2022 - 06/30/2022

Date	Name	Job	Task	Notes
06/10/2022	CEA	MCC-MOM	OPR-WTO	Plant operations check. Training with KTV on EQ smoothing new program.
06/10/2022	KTV	MCC-MOM	PRG-PLC	Continued PLC2 program map and adding IO_shutdown condition to RDY/CALL outputs: ME-1201, ME-1202, EF-9310, EF-9320, P-8510, P-8520.
06/10/2022	JAA	MCC-MOM	GMT-AUT	Wash and clean the vactor truck.
06/10/2022	CEA	MCC-MOM	OPR-WTO	Plant routine rounds; Upper and Lower odor control bed, chemicals room, and Headworks. Bluff and Legacy Park lift stations and IW2 checks - normal.
06/10/2022	JAA	MCC-MOM	CMT-GLB	Preparation for painting maintenance of P-6210, sanding and starting to apply primer.
06/10/2022	KTV	MCC-MOM	PRG-PLC	Added IO_Shutdown condition to outputs: P-7510, P-7520. Finished PLC2 program map. Added PLC2 IO Failure status indicator to the alarm screen. This solution is temporary while I work on alarm standardization. Added IO_Shutdown logic to remaining PLCs and condition to outputs: MOV-4700, P-6110, P-6120, P-6210, P-6220. PLC4 and PLC5 already monitored IO and assume have safe IO shutdowns. Added PLC4 and PLC6 Alarms to Dialer_8. PLC7 needs further investigation but seems to have some IO shutdowns in place and is currently low priority so will skip for now.
06/10/2022	CEA	MCC-MOM	CMT-GLB	P-6210; Disabled and hang LOTO in preparation for JAA for painting maintenance.
06/10/2022	CEA	MCC-MOM	PMT-GLB	Completed preventive maintenance.
06/10/2022	KTV	MCC-MOM	PRG-SDA	Added PLC5 alarms to Dialer_8. Put IO Failure status indicators on the Alarm Dialer Screen. Reviewed the new screen and how to troubleshoot and correct future IO issues with CEA.
06/10/2022	JAA	MCC-MOM	CMT-GLB	Continued to prime P- 6210.
06/10/2022	CEA	MCC-MOM	PMT-GLB	Completed preventive maintenance.
06/10/2022	CEA	MCC-MOM	CMT-GLB	P-6210: assembled the motor, removed LOTO, and put it back in service, monitoring pump performance.
06/10/2022	CEA	MCC-MOM	SAM-WTO	Collect daily Eff sampling for lab analysis.
06/11/2022	CEA	MCC-MOM	OPR-WTO	Plant operations check, tanks levels and process - normal.
06/11/2022	JAA	MCC-MOM	SAM-WTO	Perform pH and EC test after calibrate the probe. Collect daily samples Iced and storage. File COC's into corresponding files.
06/11/2022	KTV	MCC-MOM	OPR-WTO	SCADA and trend review okay. Noticed that LPPS level was higher than expected after Pump 2 failed, indicating that Pump 1 was in permanent Lag instead of taking over Lead position. Added to calendar for further investigation of the program on Monday.
06/12/2022	CEA	MCC-MOM	OPR-WTO	Plant operations checked - normal.
06/12/2022	EDM	MCC-MOM	SAM-WTO	Took daily EFF samples and prepared sample paperwork for lab pick-up.
06/13/2022	CEA	MCC-MOM	OPR-WTO	Plant operations checked. Observed Bluff's Park irrigation cycle completed. Legacy, Bluff's park, and IW2 checked. Reviewed aeration process data trends, and increased B-35X0 header pressure from 6.8 to 6.9 psig.
06/13/2022	CEA	MCC-MOM	OPR-WTO	Headworks and MBT operations checked. SC-2310 - flushed diffusers and rinse fine screen, removed solids compactor trash.
06/13/2022	CEA	MCC-MOM	PMT-GLB	Completed preventive maintenance.
06/13/2022	CEA	MCC-MOM	PMT-INT	Completed equipment calibrations.

INTEGRATED PERFORMANCE CONSULTANTS

202206 MCC ONM Report

Period: 06/01/2022 - 06/30/2022

Date	Name	Job	Task	Notes
06/13/2022	GXK	MCC-MOM	OPR-WTO	Plant checks. Inspected trends are normal and process health. Reviewed recent logs. Plant walk inspected headworks, MBT, electrical rooms, HP system, UV system, online analyzers, odor control system, and chemicals room. Review recent DigAlerts emails. Talked to KTV about the CR1 failure of P0220. We also talked about the EQ level smoothing logic. We decided to shift the ideal curve down so it will reach the tipping-trough level SP and also lower the peak level in the EQT. I recalculated the new 24 hours curve SPs and updated the logic.
06/13/2022	DFH	MCC-MOM	SAM-WTO	Collect daily EFF sample and tested permeate sample for pH and EC. Accounted and sorted new sampling bottles.
06/13/2022	KTV	MCC-MOM	PRG-PLC	Revised LSRTU1 logic to put Pump 1 in permanent lead if Pump 2 FTS is true, and put Pump 2 in permanent lead if Pump 1 FTS is true. Added 10 minute EQ volume averaging logic to EQ smoothing. This is to prevent false high or low volume due to an influent pump cycle occurring at the start of the hour.
06/13/2022	CEA	MCC-MOM	OPR-WTO	Observed MBR 1 chemical clean. Reported to KTV of alarms condition - PLC comm to other failed, and MBR2 production and membranes blowers disabled. Investigated UV fault alarm condition.
06/13/2022	GXK	MCC-MOM	OPR-WTO	CEA brought to my attention that MBR blowers are not running. Inspected MBR HMI and found PLC communication fault. M1 was in the middle of chlorine maintenance clean. M2 was in standby mode forced by an unknown alarm bit. I contacted KTV to help with the troubleshoot since I suspected it had something to do with earlier logic modifications to PLC2. We couldn't figure out what was latching the alarm and we are not even sure which alarm bit was causing the issue. I aborted M1 cleaning. and try to reset the alarms. The PLC comm alarm cleared but there was a new UV5100 not ready alarm. Again we tried to troubleshoot the logic and understand the source for the alarm but the logic is not easy to follow and understand without a flow chart or cheatsheet. After cycling both membranes through off/auto the UV5100 not ready bit cleared itself and both systems recovered. I continue to monitor the high turbidity that followed.
06/13/2022	KTV	MCC-MOM	PRG-PLC	Investigated PLC4 in alarm with GXK. While programming earlier in PLC2, I caused a fault which created a communication loss between PLC2 and PLC4. For some reason, it appeared that PLC4 got stuck with MBR1 cleaning and MBR2 in standby due to the comm fail happening during a clean. Able to reset the alarm with GXK, but unable to figure out exactly why. Started mapping PLC4 program and adding documentation to the ladder. Tested EQ Volume averaging okay, so changed the EQ Smoothing reference volume from the raw to the averaged value.
06/13/2022	CEA	MCC-MOM	PMT-GLB	Completed preventive maintenance.
06/13/2022	GXK	MCC-MOM	OPR-WTO	Continue to monitor the membranes and UV recovery. Monitored the new EQ curve smoothing logic.
06/14/2022	MAA	MCC-MOM	CON-PLB	Layed out 1/2" conduit and LB's for communication wiring around hydropneumatic system slab. Dry fit and glued conduit in place.
06/14/2022	GXK	MCC-MOM	OPR-WTO	Updated my MCC tanks volume spreadsheet using the logic calculation of the EQT volume. Instructed MAA on laying the communication conduit around the hydropneumatic system slab.
06/14/2022	GXK	MCC-MOM	OPR-WTO	Continued to research and derive an ideal EQT level curve equation. I completed all my calculations and development of curve on a spreadsheet. We now only need three-variable inputs to derive an adjusted curve. We need Min Target Level, Max Target Level, and Target Min Level Time of day. I will discuss with KTV tomorrow if we want to implement it in the logic.

INTEGRATED PERFORMANCE CONSULTANTS

202206 MCC ONM Report

Period: 06/01/2022 - 06/30/2022

Date	Name	Job	Task	Notes
06/14/2022	MAA	MCC-MOM	CMT-ELT	XXX.9999.999 C-27 sprinkler solenoid valve. Replaced Solenoid and installed diaphragm from repair kit. Tested; ok.
06/14/2022	KTV	MCC-MOM	GEN-ADM	Picked up OITs for MAA and JAA from City Hall. Scanned and sent to HR. Prepared for hanging on the wall.
06/14/2022	GXK	MCC-MOM	OPR-WTO	Plant checks. Inspected trends are normal and process health. Reviewed recent logs. Review recent DigAlerts emails. Talked to KTV about the EQT level controls and EQT volume calculations.
06/14/2022	MAA	MCC-MOM	SAM-WTO	Collected Weekly A, daily and monthly EFF samples. Collected Weekly Process samples. Iced and stored. Updated Sample logs.
06/15/2022	CEA	MCC-MOM	OPR-WTO	Plant operations checked. Reviewed aeration process data trends. Plant daily routine rounds. Observed Bluff's Park irrigation cycle completed. Bluff's, Legacy Park, and IW2 checked. Reviewed lab samples results.
06/15/2022	CEA	MCC-MOM	SAM-WTO	Prepared filters for MLSS sampling. Cleaned and organized sampling equipment.
06/15/2022	KTV	MCC-MOM	PRG-PLC	Updated BPPS program to match LPPS program so that if a pump fails the other pump is put in permanent lead. Updated EQ Smoothing so that it will set Smoothing GPM to 0 if the calculated value is negative. This will allow level to reach lower levels in the morning, and should have no impact on peaks.
06/15/2022	GXK	MCC-MOM	OPR-WTO	Plant checks. Inspected trends are normal and process health. Reviewed recent logs. Plant walk inspecting headworks, MBT, electrical rooms, HP system, UV system, Online analyzers, Odor control system, and chemicals room. Review recent DigAlerts emails. Talked to RRV about the EQT level control logic me and KTV were working on. We also talked about other issues and the schedule of the next phase of construction.
06/15/2022	EDM	MCC-MOM	GMT-HSK	Solids handling / 7000, cleaned and thoroughly sanitized platform and aboveground appendage surfaces of dried splatter.
06/15/2022	CEA	MCC-MOM	PMT-INT	Completed equipment calibrations.
06/15/2022	CEA	MCC-MOM	CMT-INT	Check unit readings 6.7 vs Hach 6.90. Cleaned and perform 2 points auto calibration.
06/15/2022	CEA	MCC-MOM	PMT-GLB	Completed preventive maintenance.
06/15/2022	EDM	MCC-MOM	GMT-HSK	Scraped brushed used soapy solution and disinfected.
06/16/2022	DFH	MCC-MOM	OPR-WTO	Review SCADA plant operations, and trends. With KTV and MAA, reviewed SCADA limits, plant operations, and EQ smoothing.
06/16/2022	KTV	MCC-MOM	OPR-WTO	SCADA review with MAA and DFH. Plant check okay.
06/16/2022	MAA	MCC-MOM	OPR-TRN	With KTV and DFH; SCADA, EQ smoothing, equipment rotation and limits review and training.
06/16/2022	MAA	MCC-MOM	GMT-AUT	Car washes with DFH. Washed MAA, DFH, Vactor and GXK trucks.
06/16/2022	DFH	MCC-MOM	GMT-AUT	With MAA, truck wash MAA, DFH, Vactor, and GXK truck.
06/16/2022	GXK	MCC-MOM	OPR-WTO	Plant checks. Inspected trends are normal and process health. Reviewed recent logs. Plant walk inspecting headworks, MBT, electrical rooms, HP system, UV system, online analyzers, odor control system, and chemicals room. Review recent DigAlerts emails. Talk to KTV about EQT level logic.
06/16/2022	DFH	MCC-MOM	SAM-WTO	Collect daily EFF sample and tested permeate sample for pH, EC, NH3, NO3, NO2, and Alk.
06/16/2022	MAA	MCC-MOM	GMT-AUT	Wash and interior clean and vacuum of F250 vacated by LAW. Picked up and cleaned wash area. Checked "Check Engine" light on LAW's old truck. P04DB fault: Crankcase Ventilation System Disconnected. Will speak to KTV about sending truck to Bake Auto for repair.

INTEGRATED PERFORMANCE CONSULTANTS INC

202206 MCC ONM Report

Period: 06/01/2022 - 06/30/2022

Date	Name	Job	Task	Notes
06/16/2022	DFH	MCC-MOM	GMT-AUT	Started service truck wash but ran out of soap. Rinsed and cleaned as best I could for now.
06/17/2022	CEA	MCC-MOM	OPR-WTO	Plant operations checked. Bluff's park irrigation cycle completed. Bluff's, Legacy park, and IW2 checked okay.
06/17/2022	JAA	MCC-MOM	CMT-GLB	With CEA, hung LOTO for preparation for primer and paint of P-6X20.
06/17/2022	CEA	MCC-MOM	PMT-GLB	Completed preventive maintenance.
06/17/2022	CEA	MCC-MOM	CMT-GLB	P-6X20: job briefing with JAA. Hung LOTO. Prepared motors for primer and paint.
06/17/2022	CEA	MCC-MOM	CMT-GLB	P-6X20 - cleaned, sanded, and prepared pumps for primer and paint.
06/17/2022	GXK	MCC-MOM	OPR-WTO	Plant checks. Inspected trends are normal and process health. Reviewed recent logs. Plant walk inspecting headworks, MBT, electrical rooms, HP system, UV system, Online analyzers, Odor control system, and chemicals room. Review recent DigAlerts emails.
06/17/2022	CEA	MCC-MOM	OPR-WTO	MBT solids storage tank running at the normal operating level. Washed water tank and filled with fresh water. Primed P-73X0 and resumed production. Headworks operations checked: SC-2320 flushed diffusers, and rinsed fine screen. Coarse screen checked - removed solids chute trash.
06/17/2022	JAA	MCC-MOM	CMT-GLB	Started adding the coating of primer to P-6X20.
06/17/2022	CEA	MCC-MOM	SAM-WTO	Collected daily effluent samples for lab analysis. Set up a cooler for courier pick up.
06/17/2022	CEA	MCC-MOM	PMT-GLB	Completed preventive maintenance.
06/17/2022	CEA	MCC-MOM	CMT-GLB	P-6X20: pumps prepared and primed - ready for paint. Re-assembled pumps.
06/17/2022	CEA	MCC-MOM	CMT-GLB	P-6X20 - removed LOTO and tested pumps - okay. Put pumps back in service.
06/17/2022	CEA	MCC-MOM	PMT-GLB	Completed preventive maintenance.
06/17/2022	GXK	MCC-MOM	OPR-WTO	Run MBT and BIO2 ML TSS analysis at the lab. Run EFF quality analysis.
06/18/2022	KTV	MCC-MOM	OPR-WTO	Remote SCADA and trends check okay.
06/18/2022	GXK	MCC-MOM	OPR-WTO	Logged in remotely. Checked plant functions OK. Inspected trends are normal. Reviewed logbook, sampling logs, and process logs.
06/18/2022	JAA	MCC-MOM	SAM-WTO	Performed pH and EC test after calibrating the probe. Collected daily effluent samples.
06/19/2022	KTV	MCC-MOM	OPR-WTO	Remote SCADA and trends check okay.
06/19/2022	EDM	MCC-MOM	SAM-WTO	Took daily EFF/pH and EC samples and prepared sample paperwork for lab pick-up.
06/20/2022	CEA	MCC-MOM	OPR-WTO	Plant operations checked - observed Bluff's park irrigation cycle completed. Bluff's, Legacy park, and IW2 checked - all normal. Bioreactor 2 aeration basin #3 low DO. Confirmed low DO readings with Hach handheld meter. Increased aeration basin #3 air supply flow by opening valve 2 turns, and monitoring aeration process DO increase. Discussed with DFH process low DO correlation with the EQT tipping trough cycle on the previous day.
06/20/2022	DFH	MCC-MOM	OPR-WTO	Reviewed SCADA trends and plant operations. Noticed lower than normal DO trend in BIO2 Aeration Basin 3 since yesterday. Reviewed trends with CEA who confirmed cause was from tipping trough cycle.
06/20/2022	CEA	MCC-MOM	CMT-GLB	Tested pump - running at 100% with zero discharge. Bled air out of the line and got flow of 68 gpm. Ran pump for about 30 minutes and returned to lag position.
06/20/2022	CEA	MCC-MOM	OPR-WTO	MBT and Headworks operations checked: SC-2310 - rinsed fine screen, removed solids compactor trash. Coarse screen operations checked - normal.

INTEGRATED PERFORMANCE CONSULTANTS

202206 MCC ONM Report

Period: 06/01/2022 - 06/30/2022

Date	Name	Job	Task	Notes
06/20/2022	CEA	MCC-MOM	PMT-GLB	Completed preventive maintenance.
06/20/2022	CEA	MCC-MOM	OPR-WTO	Looked for parts inventory in the containers.
06/20/2022	CEA	MCC-MOM	SAM-WTO	Effluent quality checked. Collected effluent daily samples for lab analysis, and set up the cooler for courier pick up.
06/20/2022	CEA	MCC-MOM	OPR-WTO	MBR1 chemical clean did not start as scheduled. Further investigation revealed chemical clean was disabled. Enabled, and resumed the cleaning process. Monitored EFF quality - UVT normal, UV disinfection process normal.
06/20/2022	CEA	MCC-MOM	CMT-GLB	Electrical rooms 2000 and 4000 checked. AC units not running. Cleaned AC units filters, reset and started okay.
06/21/2022	EDM	MCC-MOM	SAM-WTO	Took Weekly A grab sample set and daily EFF samples, prepared sample paperwork for lab pick-up. Met driver at sample lockbox and assisted with sorting.
06/21/2022	EDM	MCC-MOM	GMT-HSK	Cleaned and disinfected platform at 7000 post MBT sampling
06/22/2022	DFH	MCC-MOM	PMT-GLB	Completed preventive maintenance.
06/22/2022	KTV	MCC-MOM	OPR-WTO	Plant walkthrough, SCADA and trends checked okay. Supervised IW2 maintenance performed by DFH.
06/22/2022	KTV	MCC-MOM	SAM-WTO	Ran process colorimeter tests on filtrate, and MLSS for BIO2 and MBT.
06/22/2022	EDM	MCC-MOM	SAM-WTO	Took Weekly B composite samples and daily EFF samples and prepared sample paperwork for lab pick-up.
06/22/2022	DFH	MCC-MOM	PMT-GLB	Completed preventive maintenance.
06/22/2022	EDM	MCC-MOM	SAM-WTO	Filed COCs
06/23/2022	DFH	MCC-MOM	OPR-WTO	Review of scada, levels, and trends. Process and scada review with KTV.
06/23/2022	KTV	MCC-MOM	OPR-WTO	SCADA and trend review with DFH. Overall system is in good shape with low EQ level in preparation for switchgear training later in the day.
06/23/2022	KTV	MCC-MOM	OPR-WTO	Plant walkthrough training with DFH. Reviewed SCADA trends and status with MAA. Decided to decrease A Ratio from 1.3 to 1.2 and see how it affects tipping trough operation since the last injection well backflush caused higher than desired system flow. If tipping trough operation is affected then plan to increase EQ smoothing hours.
06/23/2022	DFH	MCC-MOM	OPR-WTO	Plant walk with KTV.
06/23/2022	KTV	MCC-MOM	OPR-WTO	Trained DFH and MAA on shutting down all equipment related to MCC-2B in preparation for training with RRV.
06/23/2022	DFH	MCC-MOM	SAM-WTO	Collect daily EFF sample and tested permeate sample for pH and EC.
06/23/2022	MAA	MCC-MOM	OPR-WTO	With DFH and KTV. Walked through headworks and electrical at MCC 2000. Placed SC21X and ME22X in off position on scada. Opened PV-2105 and PV-2107 to support bypassing of SC-2101 and closed valves PV-2104 and PV-2108.
06/23/2022	DFH	MCC-MOM	OPR-WTO	With KTV and MAA, reviewed electrical work to be completed at MCC 2000. Placed SC21X and ME22X in off position on scada. Opened PV-2105 and PV-2107 to support bypassing of SC-2101 and closed valves PV-2104 and PV-2108.
06/23/2022	KTV	MCC-MOM	OPR-WTO	Operations meeting with RRV on arrival to plan best system shutdown. Trained DFH and MAA on system shutdown procedures, starting with shutting down the membranes. Pumped down the influent pump station as low as possible so there is maximum time for training. Trained with RRV on racking breakers generally and shut down the main power to the plant. Trained hands on racking the MCC-2B breaker. Once training was complete, closed the main breaker and restarted the plant.
06/23/2022	MAA	MCC-MOM	CMT-GLB	Cleaned and began priming UV piping.

INTEGRATED PERFORMANCE CONSULTANTS

202206 MCC ONM Report

Period: 06/01/2022 - 06/30/2022

Date	Name	Job	Task	Notes
06/23/2022	DFH	MCC-MOM	CMT-GLB	With MAA, start to paint UV piping with primer. With MAA, start to paint UV piping with primer. With MAA, start to paint UV piping with primer.
06/23/2022	DFH	MCC-MOM	OPR-WTO	With RRV, KTV, and MAA, reviewed how to rack-out air circuit breaker and safe electrical practices. KTV prepared plant for temporary shutdown by placing all equipment in off position. RRV opened breakers for emergency generator and opened breaker to main power coming into plant. With RRV, KTV, and MAA, racked out MCC2B breaker. KTV racked MCC2B back in and we proceeded to restore power back to entire plant and get plant operational. With KTV and MAA, restored SC21X and SC22X power, service, and cleared alarms.
06/23/2022	MAA	MCC-MOM	OPR-WTO	With RRV, KTV and DFH. Reviewed placing plant equipment off line for racking out Masterpact Circuit breakers. Opened breaker at generator and opened main breaker for WTTP. Observed process for racking out (and in) masterpact breakers. Resumed power to plant and resumed plant operations. Valved course screen and grit chamber back into service. Cleared alarms.
06/23/2022	KTV	MCC-MOM	OPR-WTO	Had some issues restarting the membranes due to the UV being unavailable. Eventually was able to restart all equipment. Handed over to RRV to monitor.
06/24/2022	CEA	MCC-MOM	OPR-WTO	Plant operations check. Reported to KTV equipment failure: MX-3120, P-6X20 disabled. Bluff and Legacy parks, IW2 cheks- normal.
06/24/2022	CEA	MCC-MOM	PMT-GLB	Completed preventive maintenance.
06/24/2022	CEA	MCC-MOM	PMT-GLB	Completed preventive maintenance.
06/24/2022	JAA	MCC-MOM	CMT-GLB	With CEA disable, Lock/tag pump to prepare it to continue the maintenance painting.
06/24/2022	KTV	MCC-MOM	CMT-ELT	Found MX-3130 general fault on SCADA on arrival. Investigated at the MCC bucket and found moisture alarm active. Attempted resetting while monitoring amps externally with the smart relay remote. Amps were normal but the motor tripped again. Hung LOTO and meggared motor - all phases held voltage at 2-3 G ohms; the manual indicates more than 3 G ohms is necessary, and from prior experience new motors tend to hold at 4 G ohms. Swapped MiniCAS relays and attempted repositioning the motor to reset the internal moisture switch with no success. Problem appears to be confirmed as moisture, so discussed results with RRV and plan to send to Pump Man for seal replacement. Investigated MCC bucket disconnect switch. GXK reported switch unable to close after recent LOTO. Opened bucket with all arc flash gear and inspected the switch mechanism. There are no visible issues other than the bar that links the switch to the door seems cocked slightly down. Moved the bar up with my hand and tested operation of the switch okay. Cycled the switch a couple times and it operated fine each time. Put P-1210 back in AUTO.
06/24/2022	CEA	MCC-MOM	CMT-GLB	Pumps disabled, hang LOTO in preparation for maintenance. Briefing with JAA on motors painting maintenance. Pumps disabled, hang LOTO in preparation for maintenance. Briefing with JAA on motors painting maintenance.
06/24/2022	GXK	MCC-MOM	OPR-WTO	Plant checks. Inspected trends are normal and process health. I noticed MBT production decreased due to high TSS. Reviewed recent logs. Plant walk inspecting headworks, MBT, electrical rooms, HP system, UV system, online analyzers, odor control system, and chemicals room. Review recent DigAlerts emails. Talked to KTV about P1210 bucket breaker issue, ML, and EFF quality. We also talked about the electrical switchgear training he had with RRV.

INTEGRATED PERFORMANCE CONSULTANTS

202206 MCC ONM Report

Period: 06/01/2022 - 06/30/2022

Date	Name	Job	Task	Notes
06/24/2022	KTV	MCC-MOM	CMT-GLB	Explained to DFH the problem with the motor and assisted him in removing the mixer from the tank.
06/24/2022	DFH	MCC-MOM	CMT-ELT	With KTV removed MX-3130 from Deox basin. While lifting, rope seemed to had gotten stuck and rope snapped. Informed KTV and advised to use Service truck to remove mixer. With KTV, removed mixer meggered motor and wiring.
06/24/2022	JAA	MCC-MOM	CMT-GLB	With CEA disable, Lock/tag pump to start maintenance painting.
06/24/2022	CEA	MCC-MOM	SAM-WTO	Collect daily Eff samples for lab analysis, set up a cooler for courier pick up.
06/24/2022	CEA	MCC-MOM	PMT-GLB	Completed preventive maintenance.
06/24/2022	KTV	MCC-MOM	CMT-ELT	Trained DFH on motor wiring. Removed wires and prepared mixer for storage and delivery next week. Removed personal LOTO but left OPS LOTO at the MCC and DS-3130 open.
06/24/2022	DFH	MCC-MOM	CMT-GLB	Removed MX313X, cleaned, and stored ready to be transported to be repaired. Organized cables inside DeOx basin, wrapped wiring, and hung plate above water line.
06/24/2022	CEA	MCC-MOM	CMT-GLB	Pump painting maintenance completed, assembling pump, removed LOTO, and put pumps back in service.
06/24/2022	JAA	MCC-MOM	CMT-GLB	Clean area of work and clean tool used for the paint job.
06/24/2022	CEA	MCC-MOM	CMT-GLB	Pump painting maintenance completed, assembling pump, and removed LOTO. Attempted to put P-62X0 in auto but both pumps are being called to run. Disabled P-6220 and reported issue to KTV.
06/24/2022	CEA	MCC-MOM	CMT-GLB	Pump running leaking sludge shut down the pump and manually closed the isolation valve. Identify the main CB, open the breakers, and hang LOTO for both P-41X0. Further investigation revealed a hole in the pump volute. Cleaned up membranes vault.
06/24/2022	JAA	MCC-MOM	CMT-GLB	Assist CEA cleaning sludge spilled at the membrane vault.
06/24/2022	CEA	MCC-MOM	OPR-WTO	Plant operations check - all normal.
06/25/2022	CEA	MCC-MOM	OPR-WTO	Plant operations check, Bluff and Legacy parks lift stations, IW2 checks normal.
06/25/2022	JAA	MCC-MOM	SAM-WTO	Perform pH and EC test after calibrate the probe. Collect daily samples Iced and storage.
06/26/2022	RRV	MCC-MOM	OPR-WTO	0229 Alarm: 113 - EQ Tank Insufficient Pump Up. Alarm caused by PDPS pump cycle that didn't contribute enough volume to satisfy the alarm setpoint. No problems noted and no action taken.
06/26/2022	CEA	MCC-MOM	OPR-WTO	Plant operations checked. Bluff's, Legacy park, and IW2 checked - normal. 2000 - plant process checks - normal. Confirmed site not affected by a power outage in the area.
06/26/2022	EDM	MCC-MOM	SAM-WTO	Took daily EFF samples and prepared sample paperwork for lab pick-up.
06/27/2022	MAA	MCC-MOM	OPR-WTO	With KTV and DFH, meeting regarding vactor jetting scope of work at Bluffs Park and S-E6 through S-F1.
06/27/2022	CEA	MCC-MOM	OPR-WTO	Plant operations checked. Observed Bluff's park irrigation cycle completed. Bluff's, Legacy park, and IW2 checked - normal.
06/27/2022	CEA	MCC-MOM	OPR-WTO	MBT and Headworks checked. SC-2310 - rinsed fine screen, removed solid compactor trash, and flushed sprayers. Coarse screen checked; removed solids trash. Upper and Lower odor control beds inspected - manually ran and checked sprayers.
06/27/2022	CEA	MCC-MOM	PMT-GLB	Completed preventive maintenance.
06/27/2022	CEA	MCC-MOM	CMT-GLB	Manually ran at 100% and verify flow at 60 gpm. Manually ran and verify discharge flow at BIO 1.
06/27/2022	DFH	MCC-MOM	SAM-WTO	Collected daily EFF sample and stored previous day COC's.

INTEGRATED PERFORMANCE CONSULTANTS

202206 MCC ONM Report

Period: 06/01/2022 - 06/30/2022

Date	Name	Job	Task	Notes
06/27/2022	KTV	MCC-MOM	CMT-ELT	Installed replacement contact relay at LPSS P2 MCC bucket. Tested okay. Put LPPS back in auto rotation.
06/27/2022	GXK	MCC-MOM	OPR-WTO	Plant checks. Inspected trends are typical and the process is healthy. Reviewed recent logs.
06/28/2022	KTV	MCC-MOM	OPR-WTO	With MAA, trained on Vactor operations in preparation for BPPS sewer cleaning this Thursday.
06/28/2022	MAA	MCC-MOM	OPR-WTO	Reviewed SOW for Vactor Jetting at plant drain.
06/28/2022	MAA	MCC-MOM	OPR-WTO	Prepped Vactor truck and staged at plant drain for jetting.
06/28/2022	MAA	MCC-MOM	OPR-WTO	With KTV; reviewed vactor procedure for operating jetter. Observed initial jetting of line 3. Completed jetting of line 3.
06/28/2022	MAA	MCC-MOM	SAM-WTO	Collected weekly EFF- A samples and weekly and daily EFF samples.
06/28/2022	MAA	MCC-MOM	OPR-GLB	Drained vactor.
06/28/2022	GXK	MCC-MOM	OPR-WTO	Plant checks. Inspected trends are normal and process health. Reviewed recent logs. Plant walk inspecting headworks, MBT, electrical rooms, HP system, UV system, online analyzers, odor control system, and chemicals room. Review recent DigAlerts emails. Increased wasting to 3,000 GPD in order to increase the MBT SST level.
06/28/2022	KTV	MCC-MOM	GMT-HSK	General housekeeping of desk space.
06/28/2022	EDM	MCC-MOM	GMT-HSK	Housekeeping at headworks.
06/28/2022	BLV	MCC-MOM	GMT-JAN	Cleaned MCC.
06/29/2022	CEA	MCC-MOM	OPR-WTO	Plant operations checked. Observed Bluff's park irrigation cycle completed. Bluff's, Legacy park, and IW2 operations checked.
06/29/2022	MAA	MCC-MOM	GMT-HSK	Assisted in housekeeping efforts around plant.
06/29/2022	JAA	MCC-MOM	GMT-HSK	Housekeeping activity.
06/29/2022	EDM	MCC-MOM	GMT-HSK	Housekeeping at headworks.
06/29/2022	DFH	MCC-MOM	GMT-HSK	General housekeeping of site.
06/29/2022	CEA	MCC-MOM	GMT-HSK	Organized Lab/office equipment, and wiped down countertops.
06/29/2022	KTV	MCC-MOM	GMT-HSK	General housekeeping in the lab.
06/29/2022	CEA	MCC-MOM	GMT-HSK	Picked up supplies at the store, and stocked restroom supplies. Stored spare parts inside MCC containers.
06/29/2022	JAA	MCC-MOM	GMT-HSK	Continue housekeeping the plant.
06/29/2022	EDM	MCC-MOM	GMT-HSK	General facility cleaning dusting and maintenance.
06/29/2022	DFH	MCC-MOM	GMT-HSK	Continued general housekeeping of site.
06/29/2022	CEA	MCC-MOM	OPR-WTO	MBT and Headworks equipment inspection. Checked upper and lower odor control beds.
06/29/2022	KTV	MCC-MOM	GMT-HSK	General housekeeping at process tanks and set up for tour.
06/29/2022	GXK	MCC-MOM	OPR-WTO	Plant checks. Inspected trends are normal and process health. Reviewed recent logs. Plant walk inspecting headworks, MBT, electrical rooms, HP system, UV system, Online analyzers, Odor control system, and chemicals room. Review recent DigAlerts emails.
06/29/2022	EDM	MCC-MOM	SAM-WTO	Collected MCC B set samples and daily EFF.
06/29/2022	CEA	MCC-MOM	OPR-WTO	Membrane rotation stopped, investigated alarm condition most likely MBR2 production halt due to membrane tank high-level condition, inspect membranes tanks and confirm high-level condition, flushed RAS lines with high-pressure plant water to clear the line. Cleared alarm and resumed MBR2 production.

INTEGRATED PERFORMANCE CONSULTANTS INC

202206 MCC ONM Report

Period: 06/01/2022 - 06/30/2022

Date	Name	Job	Task	Notes
06/29/2022	EDM	MCC-MOM	SAM-WTO	Composite sampler cleanup, sampling bottle rinse and prep. Collected COC's, audited logs for entries, and filed.
06/29/2022	CEA	MCC-MOM	OPR-WTO	MBR alarm condition cleared, resumed MBR1 maintenance clean, and observed clean completed. Monitored EFF quality following clean.
06/30/2022	KTV	MCC-MOM	OPR-WTO	Increased A ratio from 1.2 to 1.25 to enable more frequent tipping trough cycles. Assisted onsite at BPPS for collections system work. Updated equipment database and record keeping file system for BPPS manholes and lines.
06/30/2022	GXK	MCC-MOM	OPR-WTO	Plant checks. Inspected trends are normal and process health. Reviewed recent logs. Plant walk inspecting headworks, MBT, electrical rooms, HP system, UV system, Online analyzers, Odor control system, and chemicals room. Review recent DigAlerts emails.
06/30/2022	GXK	MCC-MOM	CON-ELT	Continue to work on the installation of a communication conduit from the HP system pad to the lab PLC. Drilled through the cinder block and directed MAA on the final route of the conduit.
06/30/2022	MAA	MCC-MOM	SAM-WTO	Took Daily EFF sample.
06/30/2022	MAA	MCC-MOM	CON-GLB	Walked through pending work at hydropneumatic system slab with GXK. Received instructions to add 1/2" conduit and modify an LB. Glued remaining assembly's for through wall piping.
06/30/2022	GXK	MCC-MOM	OPR-WTO	Stopped at the hardware store and bought some parts for modifying the HP communication conduit and completing the installation. Directed MAA on the modifications.
06/30/2022	MAA	MCC-MOM	CON-GLB	Continued work on hydropneumatic system slab. Added flex conduit from touchscreen to LB's.

Rincon Consultants, Inc.

180 North Ashwood Avenue
Ventura, California 93003

805 644 4455 OFFICE AND FAX

info@rinconconsultants.com
www.rinconconsultants.com

July 29, 2022
Project No: 20-09665

Yolanda Bundy
Environmental Sustainability Department Director
Building Official
City of Malibu
23825 Stuart Ranch Road
Malibu, California 90265

Subject: Second Quarter 2022 Long-Term Groundwater and Surface Water Monitoring Report, Malibu Civic Center Wastewater Treatment Facility – City of Malibu, California

Dear Ms. Bundy:

Rincon Consultants, Inc. has prepared the Second Quarter 2022 Long-Term Groundwater and Surface Water Monitoring Report for the Malibu Civic Center Wastewater Treatment Facility (CCWTF) located in Malibu, California. The CCWTF began discharging treated wastewater in the third quarter of 2018. Therefore, Long-Term Monitoring of Groundwater and Surface Water Quality Monitoring (Task II) was triggered and quarterly groundwater monitoring was initiated.

The objective of the work program is to implement and manage a basin-wide groundwater and surface water monitoring and reporting program. The monitoring program has been designed to identify potential impacts due to land disposal of treated wastewater via injection and landscape irrigation or percolation on the receiving water quality of the local groundwater aquifers, Santa Monica Bay, Malibu Creek, and Malibu Lagoon.

Please contact us with any questions you may have regarding the results of the Second Quarter 2022 Long-Term Groundwater and Surface Water Monitoring Report.

Sincerely,
Rincon Consultants, Inc.

PROFESSIONAL GEOLOGIST
TORIN R. SNYDER
No. 8663
CHG
Exp. 12/31/23
STATE OF CALIFORNIA

Kiernan Brtalik, CPSWQ, QSP/D
Environmental Scientist

Torin Snyder, PG, CHG, TOR, QSD/P
Principal

Certification

"I certify under penalty of law that this document, including all attachments and supplemental information, was prepared under my direction or supervision in accordance with a system designed to assure that qualified personnel properly gathered and evaluated the information submitted. Based on my inquiry of the person or persons who manage the system, or those persons directly responsible for gathering the information, the information submitted is, to the best of my knowledge and belief, true, accurate, and complete. I am aware that there are significant penalties for submitting false information, including the possibility of a fine and imprisonment."

Executed on the 20th day of July at 4:00PM in Malibu, CA

Yolanda Bundy

Signature

Environmental Sustainability Director

Title

Malibu Civic Center Wastewater Treatment Facility

Second Quarter 2022 Long-Term Groundwater and Surface Water Monitoring Report

prepared by

Rincon Consultants, Inc.

prepared for

City of Malibu
23825 Stuart Ranch Road
Malibu, California 90265

July 29, 2022

RINCON CONSULTANTS, INC.
Environmental Scientists | Planners | Engineers
rinconconsultants.com

Table of Contents

1 Introduction 1
2 Background 1
3 Geologic and Hydrogeologic Setting 3
3.1 Hydrology 3
3.2 Geology 3
3.3 Hydrogeology 3
4 Completed Activities During Second Quarter 2022 4
5 Groundwater Elevations and Gradients 4
5.1 Shallow Zone 5
5.2 Deep Zone 5
5.3 Winter Canyon 6
6 Water Quality Sampling Analysis 6
6.1 Surface Water 7
6.2 Groundwater 9
6.3 Analytical Laboratory QA/QC 10
7 Scheduled Activities for the Third Quarter of 2022 11
8 Summary of Monitoring Activities 11
8.1 Groundwater Elevations 11
8.2 Surface Water Quality 11
8.3 Groundwater Quality 12
9 Limitations 12
10 References 13

Tables

Table 1 Groundwater Elevations
Table 2 Long-Term Groundwater and Surface Water Analytical Matrix
Table 3 Surface Water Analytical Results
Table 4 Groundwater Analytical Results

Figures

Figure 1 Vicinity Map
Figure 2 Site Map – Monitoring Network
Figure 3 Shallow Groundwater Elevations April 2022
Figure 4 Shallow Groundwater Elevations May 2022
Figure 5 Shallow Groundwater Elevations June 2022
Figure 6 The Nitrogen Cycle

Appendices

Appendix A Groundwater and Surface Water Field Sheets
Appendix B Analytical Laboratory Reports

1 Introduction

This report presents the results of groundwater and surface water monitoring activities conducted during the second quarter of 2022 for the Malibu Civic Center Wastewater Treatment Facility (CCWTF) located in Malibu, California (Figure 1). The CCWTF began discharging treated wastewater in the third quarter of 2018, triggering Long-Term Monitoring of Groundwater and Surface Water Quality Monitoring (Task II). The objective of the work program is to implement and manage a basin-wide groundwater and surface water monitoring and reporting program. The monitoring program has been designed to identify potential impacts as a result of land disposal of treated wastewater via injection and landscape irrigation or percolation on the receiving water quality of the local groundwater aquifers, Santa Monica Bay, Malibu Creek, and Malibu Lagoon.

This report was prepared by Rincon Consultants, Inc. (Rincon) and presents the geologic and hydrogeologic setting, groundwater elevations and gradient, surface water and groundwater sampling methodologies, and water quality data results.

2 Background

On-site wastewater disposal systems (OWDS) have allegedly contributed to the non-point source pollution of Malibu Creek and Lagoon located in the Civic Center Area of the City of Malibu (Figure 2). The City of Malibu has designed and constructed a new wastewater treatment facility to comply with regulatory actions taken by the Los Angeles Regional Water Quality Control Board (LARWQCB) and the State Water Resources Control Board (SWRCB) to prohibit discharges from OWDS in the Civic Center area.

To establish baseline groundwater and surface water quality conditions prior to operation and discharge of treated wastewater, the LARWQCB required basin-wide, baseline groundwater and surface water monitoring. The water quality monitoring program was driven by several factors:

- Timelines established through regulatory action
- Proposed programs to fulfill anticipated future regulatory requirements associated with the development of the CCWTF
- The distribution of Recycled Water in the Prohibition area in conformance with California Code of Regulations, Title 22
- Protection of the Malibu Valley Groundwater Basin, Malibu Creek, Malibu Lagoon, and the near shore environment of Santa Monica Bay

Following activation of the CCWTF operations, baseline monitoring activities (Task I) were completed and long-term monitoring activities (Task II) were triggered. The objective of long-term monitoring is to identify impacts that land disposal of recycled water, via injection and landscape irrigation or percolation, may have on the water quality of the receiving groundwater aquifers, Santa Monica Bay, Malibu Creek, and Malibu Lagoon.

The basin-wide long-term monitoring program consists of four of the original five water quality monitoring tasks that occur in the Civic Center area of the City of Malibu. All five monitoring tasks were designed to provide a comprehensive basin-wide groundwater and surface water monitoring program. Below is a general description of each task.

Task I – Baseline Groundwater and Surface Water Quality Monitoring of the Civic Center Area *(Completed)*

The baseline groundwater and surface water quality monitoring task involved monitoring groundwater in nine shallow and deep groundwater wells and monitoring surface water quality at ten locations. The objective of this task was to develop baseline, ambient shallow and deep groundwater, and surface water conditions prior to the implementation of the CCWTF, as required by the Monitoring and Reporting Program (MRP) No. CI 10042, issued by the LARWQCB (LARWQCB 2015).

Task II – Long-Term Monitoring of Groundwater and Surface Water Quality Monitoring of the Civic Center Area

The long-term groundwater and surface water quality monitoring task involves monitoring groundwater in nine shallow and deep groundwater wells and surface water quality at 10 locations on a quarterly basis. Depending on quarterly flows of recycled water from the CCWTF to the percolation ponds, the number of samples collected for a given quarter may be reduced from nine to seven groundwater monitoring wells. This reduced number of groundwater monitoring wells is allowed when no more than 10 percent greater than the permitted flows are discharged to the percolation ponds.

The objective of long-term monitoring is to identify impacts, if any, that land disposal of recycled water, via injection and landscape irrigation or percolation, have on the water quality of the receiving groundwater aquifers, Santa Monica Bay, Malibu Creek, and Malibu Lagoon and to comply with the project-specific Waste Discharge Requirement (WDR). The mix of shallow and deeper monitoring wells were chosen to provide adequate spatial and vertical coverage of the basin near the CCWTF injection to monitor for potential adverse impacts. This sampling is required by the MRP No. CI 10042, issued by the LARWQCB (LARWQCB 2015).

Task III – Salt and Nutrient Management Plan Monitoring Program

The Salt and Nutrient Management Plan (SNMP) monitoring program builds upon the baseline and long-term groundwater and surface water monitoring programs described above (Tasks I and II). Task III involves performing semi-annual groundwater monitoring at 16 groundwater monitoring wells (mix of shallow and deep) located in the Civic Center area of the City of Malibu and in a small area in unincorporated Los Angeles County. The objective of the SNMP is to monitor potential impacts that recycled water, introduced through irrigation and injection, may have on the Malibu Groundwater Basin. The SNMP also provides data to assess the various phases of the CCWTF implementation during the time that the collection system and treatment plant connections increase, and as OWDS-related discharges cease (RMC Water 2015a).

Task IV – Memorandum of Understanding Compliance Monitoring

Compliance with the Memorandum of Understanding (MOU) the City of Malibu has with the LARWQCB corresponds with baseline and long-term groundwater and surface water monitoring programs described in Tasks I through III above. Task IV involves performing semi-annual monitoring at fourteen groundwater wells located in the City of Malibu's Civic Center area. The objective of the MOU is to monitor for potential impacts to the Shallow Alluvium because of CCTWF implementation (LARWQCB 2014).

Task V – Civic Center Groundwater Elevation Monitoring Program

The groundwater elevation monitoring program assesses the groundwater elevations in the Malibu Groundwater Basin and in Winter Canyon. The objective of this task is to provide an understanding of the groundwater elevation conditions in the Civic Center Area, including elevation trends related to precipitation, tidal, and lagoon influences (LARWQCB 2015).

3 Geologic and Hydrogeologic Setting

3.1 Hydrology

The project is in the Los Angeles hydrologic region, as defined by the LARWQCB. The Los Angeles hydrologic region encompasses all coastal drainages flowing to the Pacific Ocean between Rincon Point and the eastern Los Angeles County line. The study area covers the Malibu Creek and Winter Canyon Creek watersheds. Most of the study area addressed in this report is located within the 109-square-mile Malibu Creek watershed, which is the second largest watershed draining to the Santa Monica Bay. The Malibu Creek watershed contains mostly undeveloped mountain areas, residential properties, and natural streams (LARWQCB 2011). Malibu Lagoon, a 13-acre brackish estuary, is located at the terminus of the Malibu Creek watershed and is one of only two remaining coastal marshes in Los Angeles County.

3.2 Geology

The study area is located within the Santa Monica Mountains in the northwestern corner of the Los Angeles basin. The study area lies at the juncture of the Peninsular Ranges geomorphic province, consisting of a northwest-oriented structural grain, and the Transverse Ranges geomorphic province, which features a predominantly east-west-oriented structural grain.

The 45-mile-long Santa Monica Mountains range is part of the southernmost portion of the western Transverse Ranges province. It forms an east-west range of low mountains along the southern California Coast from the Oxnard Plain to Los Angeles. The Santa Monica Mountain range is characterized by long, south-draining canyons on its south flank and short, north-draining canyons on its north flank. The Malibu Canyon and Winter Canyon are two canyons in the study area that drain to the south.

3.3 Hydrogeology

The Malibu Valley Groundwater Basin (Department of Water Resources [DWR] groundwater basin no. 4-22) is a 613-acre alluvial basin. The groundwater basin is bounded by the Pacific Ocean to the south and the Santa Monica Mountains to the north, east, and west. The basin is composed of non-water-bearing Tertiary age rocks.

Water bearing geologic formations in the Malibu Valley Groundwater Basin include Holocene alluvium, consisting of clays, silts, sands, and gravels overlying impermeable bedrock. The unconsolidated alluvium in the Civic Center area by Malibu Creek and other small drainages is estimated to range in thickness from a thin layer near the valley walls to about 175 feet in the central part of the main body of the alluvium. The alluvium can be subdivided into three categories or zones: 1) a shallow zone of permeable alluvial sediments, 2) underlain by a sequence of fine-

grained estuarine deposits, and 3) an underlying coarse-grained stratum commonly referred to as the "Civic Center Gravels" (GeoSoils 1989, Leighton 1994, ECI 2000, Ambrose and Orme 2000, Fugro West, Inc. 2005, Geosyntec Consultants 2007). Depth to groundwater in the alluvium is typically 5 to 20 feet below grade and is deeper in the upland canyon areas.

4 Completed Activities During Second Quarter 2022

The following activities were completed during the second quarter of 2022:

- Rincon measured depth to water in groundwater monitoring wells on April 12, May 9, and June 15, 2022 (Task V)
- Rincon collected and analyzed groundwater samples for WDR/MRP (Task II) compliance on May 10 and 11, 2022
- Rincon collected and analyzed surface water samples for WDR/MRP (Task II) compliance on May 10, 2022

5 Groundwater Elevations and Gradients

During each month of the quarter, Rincon mobilized to 43 groundwater monitoring wells to measure the depth to water using an electronic water level indicator (summarized in the table below; also see Table 1 and Appendix A).

Groundwater Monitoring Locations

Shallow Zone (32 wells)[1]				
C-1[2]	C-2	CCPE[3]	CCPNE	CCPSW
CCW-4	GH6-M1	GH8-M3	M6-1	M6-2
M7-1	M7-2	MBCMW-5[2]	MBCMW-7	MBCMW-8
MBCMW-9	MBCMW-10	MCWP-MW04S	MCWP-MW07S	MCWP-MW08
MCWP-MW10	P-4	P-9	SMBRP-2	SMBRP-6
SMBRP-7B	SMBRP-8 (EC1-RC-MW01)	SMBRP-9[4]	SMBRP-12	SMBRP-13
SMBRP-15B[2]	SMBRP-16			
Deep Zone (8 wells)				
MCWP-MW01	MCWP-MW02	MCWP-MW03	MCWP-MW04D	MCWP-MW05
MCWP-MW06	MCWP-MW07D	MCWP-MW09		
Winter Canyon (2 wells)				
LAMW-5S	SMBRP-11			

[1] Three wells have been removed from the original monitoring network: GH9-M4 has been buried as of the September 2018 monitoring event, MBCMW-6 was removed following grading activities in 2019, and SMBRP-10C was removed during the development of a sidewalk in March 2021
[2] C-1 was dry during the April and May monitoring events; MBCMW-5 and SMBRP-15B were dry during each month of the monitoring period
[3] CCPE was damaged between the April and May monitoring events and was under repair during the June monitoring event
[4] SMBRP-9 was inaccessible during the April monitoring event

5.1 Shallow Zone

Groundwater elevation measurements from each shallow monitoring well are included in Table 1 and shown on Figures 3, 4, and 5. The following table summarizes the shallow groundwater elevation ranges observed during the second quarter of 2022, changes in elevation compared to the first quarter of 2022, and historical groundwater elevation range.

Summary of Groundwater Elevations – Shallow Zone

2nd Quarter 2022			1st Quarter 2022			Historical	
Minimum	Maximum	Average	Minimum	Maximum	Average	Minimum	Maximum
2.53 (MCWP-MW10)	21.88 (SMBRP-8)	7.73	2.19 (MCWP-MW08)	20.78 (SMBRP-8)	7.27	1.09 (CCPE, 05/2020)	25.38 (SMBRP-8, 05/2017)

Changes from April to June 2022						
Decrease			Increase			Average Change
# Observed	Maximum	Average	# Observed	Maximum	Average	
8	-0.75 (MCWP-MW04S)	-0.46	14	3.11 (SMBRP-2)	1.87	1.02

Note: Elevations measured in feet above mean sea level

The shallow groundwater gradient was calculated, and flow direction estimated based on the groundwater elevation data in SMBRP-2, SMBRP-9, and SMBRP-12 and summarized in the table below (Figures 3, 4, and 5).

Summary of Groundwater Gradients

Month	Gradient (feet per foot)	Flow Direction
April[1]	0.0077	Southeast
May	0.0033	Southeast
June	0.0030	South-southeast

[1] SMBRP-8 was used to calculate the April gradient as SMBRP-9 was inaccessible

5.2 Deep Zone

Groundwater elevation measurements from each deep monitoring well are included in Table 1. The following table summarizes the deep groundwater elevation ranges observed in the second quarter of 2022, changes in elevation compared to the first quarter of 2022, and historical groundwater elevation ranges:

Summary of Groundwater Elevations – Deep Zone

2nd Quarter 2022			1st Quarter 2022			Historical	
Minimum	Maximum	Average	Minimum	Maximum	Average	Minimum	Maximum
3.79 (MCWP-MW07D)	10.35 (MCWP-MW09)	6.31	3.73 (MCWP-MW07D)	9.81 (MCWP-MW09)	6.06	3.73 (MCWP-MW07D, 3/2022)	11.55 (MCWP-MW09, 12/2015)

Changes from April to June 2022						
Decrease			Increase			Average Change
# Observed	Maximum	Average	# Observed	Maximum	Average	
0	-	-	8	2.02	1.56	1.56

Note: Elevations measured in feet above mean sea level

5.3 Winter Canyon

Groundwater elevation measurements from each Winter Canyon monitoring well are included in Table 1. The following table summarizes the Winter Canyon groundwater elevation ranges observed in the second quarter of 2022, changes in elevation compared to the first quarter of 2022, and historical groundwater elevation ranges.

Summary of Groundwater Elevations – Winter Canyon

2nd Quarter 2022			1st Quarter 2022			Historical	
Minimum	Maximum	Average	Minimum	Maximum	Average	Minimum	Maximum
9.50 (SMBRP-11)	48.09 (LAMW-5S)	28.67	9.41 (SMBRP-11)	48.02 (LAMW-5S)	28.61	8.65 (SMBRP-11, 08/2021)	58.65 (LAMW-5S, 03/2019)

Changes from April to June 2022						
Decrease			Increase			Average Change
# Observed	Maximum	Average	# Observed	Maximum	Average	
1	-0.78 (LAMW-5S)	-0.78	1	0.08 (SMBRP-11)	0.08	-0.35

Note: Elevations measured in feet above mean sea level

6 Water Quality Sampling Analysis

This section presents laboratory analytical results for samples collected during the second quarter 2022 monitoring event. Included below are the constituents required by the WDR for surface water monitoring, and which are also analyzed in groundwater samples. This includes total and fecal coliform, nitrate as nitrogen, nitrite as nitrogen, organic nitrogen, ammonia, total Kjeldahl nitrogen (TKN), and total phosphorous. Ammonia (NH_3^+) is the primary form of nitrogen in OWDS effluent, and it is converted to nitrate during the leaching process through the vadose zone. A schematic of this process is provided as Figure 6.

Surface water and groundwater monitoring locations and corresponding laboratory analyses are shown in the Groundwater and Surface Water Analytical Matrix (Table 2). The laboratory analytical results for the second quarter 2022 monitoring event are provided in Table 3 and Table 4. Analytical laboratory reports are included as Appendix B of this report.

6.1 Surface Water

A total of 10 surface water samples were collected on May 10, 2022. Four ocean water samples were collected from the Near Shore sampling locations (N-001 through N-004) and six surface water samples were collected from the Malibu Lagoon and Creek (L-001 through L-006) in accordance with the WDR/MRP (Task II) monitoring requirements, as summarized in the table below.

Surface Water Sampling Locations

Near Shore Ocean	Malibu Lagoon and Creek
N-001	L-001
N-002	L-002
N-003	L-003
N-004	L-004
-	L-005
-	L-006

Sampling Methodology

The Near Shore ocean water samples were collected from each location at a depth of approximately 3-6 inches (ankle deep). Surface water samples from Malibu Lagoon and Creek monitoring locations were collected from each location at a depth of approximately 12 inches below the surface of the water.

All surface water samples were collected up-current of sampling personnel to minimize potential contamination of surface water samples with bacteria originating from field personnel. Surface water samples were collected directly into lab-supplied containers when possible, or into a field sampling container and then transferred into preserved and non-preserved containers supplied by Enthalpy Analytical (Enthalpy), a California-accredited analytical laboratory located in Orange, California. The containers were capped, labeled, placed in Ziploc bags, and stored on ice in a cooler and delivered via courier to Enthalpy under chain-of-custody documentation.

Laboratory Analyses

Near Shore

The following table summarizes constituent detections in surface water samples collected from the four Near Shore sampling locations. This table presents the number of samples detected above the laboratory detection limit (RDL), the minimum and maximum concentrations detected above the RDL, and average concentration for each detected constituent.[1]

[1] Averages throughout this report are calculated using the upper detection limit value for results that exceeded the upper detection limit and half of the RDL for results that were not detected.

Summary of Detected Concentrations in Surface Water – Near Shore

Constituent	Number Detected	Minimum Detected	Maximum Detected	Average	Units
Total Coliform	4	33 (N-002)	180 (N-003)	85	MPN/100 mL
Fecal Coliform	0	-	-	-	MPN/100 mL
Nitrate as Nitrogen	0	-	-	-	mg/L
Nitrite as Nitrogen	0	-	-	-	mg/L
Organic Nitrogen	3	0.18 (N-002)	0.48 (N-003)	0.34	mg/L
Ammonia Nitrogen	0	-	-	-	mg/L
Total Kjeldahl Nitrogen	3	0.18 (N-002)	0.48 (N-003)	0.31	mg/L
Total Phosphorous	4	0.090 (N-003)	0.23 (N-002)	0.17	mg/L

MPN/100 mL – Most Probable Number per 100 milliliters
mg/L – milligrams per liter

Malibu Lagoon and Creek

The following table summarizes constituent detections in surface water samples collected from the six Malibu Lagoon and Creek monitoring locations.

Summary of Detected Concentrations in Surface Water – Malibu Lagoon and Creek

Constituent	Number Detected	Minimum Detected	Maximum Detected	Average	Units
Total Coliform	6	170 (L-004)	2,400 (L-002, L-003, L-005, L-006)	1,737	MPN/100 mL
Fecal Coliform	6	2.0 (L-001)	130 (L-006)	51	MPN/100 mL
Nitrate as Nitrogen	2	0.10 (L-001)	0.74 (L-002)	0.17	mg/L
Nitrite as Nitrogen	0	-	-	-	mg/L
Organic Nitrogen	6	0.30 (L-002)	31 (L-004)	6.5	mg/L
Ammonia Nitrogen	1	-	0.39 (L-004)	0.11	mg/L
Total Kjeldahl Nitrogen	6	0.30 (L-002)	31 (L-004)	6.5	mg/L
Total Phosphorous	6	0.20 (L-006)	1.7 (L-004)	0.59	mg/L

MPN/100 mL – Most Probable Number per 100 milliliters
mg/L – milligrams per liter

6.2 Groundwater

A total of 7 groundwater monitoring wells were sampled during the second quarter of 2022 in accordance with the WDR/MRP (Task II) monitoring requirements.

Groundwater Sampling Locations

Well ID	Zone	Task	Sampling Frequency
SMBRP-9	Shallow	II, III, IV	Quarterly
SMBRP-12	Shallow	II, III, IV	Quarterly
MCWP-MW04S	Shallow	II, III, IV	Quarterly
MCWP-MW07S	Shallow	II, III, IV	Quarterly
MCWP-MW04D	Deep	II, III, IV	Quarterly
MCWP-MW07D	Deep	II, III, IV	Quarterly
MCWP-MW09	Deep	II, III, IV	Quarterly
SMBRP-11	Winter Canyon	II, III, IV	Quarterly[1]
LAMW-5S	Winter Canyon	II, III, IV	Quarterly[1]
CCPE	Shallow	III, IV	Semi-Annually
SMBRP-7B	Shallow	III, IV	Semi-Annually
SMBRP-13	Shallow	III, IV	Semi-Annually
MBCMW-9	Shallow	III, IV	Semi-Annually
MCWP-MW10	Shallow	III, IV	Semi-Annually
MCWP-MW05	Deep	III	Semi-Annually
MCWP-MW06	Deep	III	Semi-Annually

Grey – Groundwater monitoring well was not sampled during this monitoring period

[1] – Depending on quarterly flows of recycled water from the CCWTF to the percolation ponds, the number of Long-Term groundwater monitoring samples collected for a given quarter may be reduced from nine (9) to seven (7) groundwater monitoring wells. This reduced number of groundwater monitoring wells is allowed when no more than 10 percent greater than the permitted flows are discharged to the percolation ponds, per page 12 and 13 of the MRP No. CI 10042

Sampling Methodology

Prior to sampling, a minimum of three casing volumes were purged from each well using a submersible pump or by hand bailing. Purging stopped when consecutive water quality measurements (temperature, electrical conductivity, and pH) varied by less than 10 percent or until the well purged dry, whichever occurred first. Field equipment was decontaminated between each well. Purged groundwater and decontamination water were stored in a 100-gallon and 250-gallon high-density polyethylene tank during field activities, and properly disposed at the CCWTF.

Once each well was purged, groundwater samples were collected using preserved and non-preserved containers supplied by Enthalpy. The containers were capped, labeled, placed in Ziploc bags, and stored on ice in coolers pending delivery to Enthalpy. Field data sheets are included in Appendix A.

Laboratory Analyses

The following table summarizes constituent detections in groundwater samples collected in the second quarter of 2022.For comparison, this table presents results for constituents also analyzed for in surface water samples. In addition to those constituents, total dissolved solids (TDS), which represents the total concentration of dissolved substances in water and are commonly associated with OWDS effluent, is presented below. For a complete list of analytical results from groundwater samples, please refer to Appendix B.

Summary of Detected Concentrations in Groundwater

Constituent	Number Analyzed	Number Detected	Minimum Detected	Maximum Detected	Average	Unit
Total Coliform	7	6	1.0 (SMBRP-12)	>2,400 (MCWP-MW04S)	634	MPN/ 100 mL
Fecal Coliform	7	0	-	-	-	MPN/ 100 mL
Nitrate as Nitrogen	7	4	0.94 (MCWP-MW04S)	18 (SMBRP-9)	3.47	mg/L
Nitrite as Nitrogen	7	0	-	-	-	mg/L
Organic Nitrogen	7	7	0.14 (SMBRP-9)	5.1 (SMBRP-12)	1.03	mg/L
Ammonia Nitrogen	7	3	0.16 (MCWP-MW07D)	4.6 (SMBRP-12)	0.98	mg/L
Total Kjeldahl Nitrogen	7	6	0.14 (SMBRP-9)	5.1 (SMBRP-12)	1.33	mg/L
Total Phosphorous	7	7	0.066 (MCWP-MW09)	0.96 (SMBRP-12)	0.37	mg/L
Total Dissolved Solids	7	7	1,100 (MCWP-MW07S, MCWP-MW07D)	3,500 (MCWP-MW04S)	1,871	mg/L

MPN/100 mL – Most Probable Number per 100 milliliters
mg/L – milligrams per liter

6.3 Analytical Laboratory QA/QC

Enthalpy performed quality assurance/quality control (QA/QC) measures including the recovery of surrogates. Enthalpy followed all QA/QC procedures per method requirements. The notes column of the analytical reports also has the QC flags. Any issues that are not covered by the qualifier flags (definitions page found below the analytical tables), are addressed as part of the case narrative.

7 Scheduled Activities for the Third Quarter of 2022

The following activities will be completed during the third quarter of 2022:

- Prepare and submit this Second Quarter 2022 Long-Term Groundwater and Surface Water Monitoring Report to the LARWQCB
- Collect and analyze groundwater and surface water samples for WDR/MRP (Task II), SNMP (Task III), and MOU (Task IV) compliance
- Measure depth to water in the groundwater monitoring wells in July, August, and September 2022 (Task V)

8 Summary of Monitoring Activities

8.1 Groundwater Elevations

Consistent with past observations, shallow groundwater generally flows south-southeast. During the second quarter of 2022, groundwater elevations decreased in 36 percent of shallow wells (8 out of 22 wells), increased in every deep well, and decreased in one Winter Canyon well, with a total average change of 1.07 feet. In addition, based on observations made throughout the monitoring period, Rincon recommends general maintenance of the groundwater monitoring wells to protect the well casings from surface water inflow.

8.2 Surface Water Quality

The maximum total coliform concentration in the Near Shore was 180 MPN/100 mL in N-003. Total coliform concentrations in Malibu Lagoon and Creek exceeded the upper detection limit of 2,400 MPN/100 mL in L-002, L-003, L-005 and L-006. Surface water samples showed an overall decrease of total coliform compared to the first quarter of 2022, with an average decrease of 361 MPN/100 mL.

Fecal coliform was not detected above the reporting limit in the Near Shore samples. In Malibu Lagoon and Creek locations, fecal coliform concentrations averaged 51 MPN/100 mL, a decrease from the average from the first quarter of 2022 (65 MPN/100 mL). The highest detected fecal coliform concentration was 130 MPN/100 mL (L-006).

Nitrate as nitrogen and nitrite as nitrogen were not detected above the reporting limit in the Near Shore samples. In Malibu Lagoon and Creek locations, nitrate as nitrogen concentrations averaged 0.17 mg/L, a decrease from 0.79 mg/L from the first quarter of 2022. Organic nitrogen averaged 0.34 mg/L in Near Shore samples and 6.49 mg/L in Malibu Lagoon and Creek samples. When compared to the first quarter of 2022, organic nitrogen concentrations had an average decrease of 0.56 mg/L in the Near Shore samples and 2.45 mg/L in the Malibu Lagoon and Creek samples.

Phosphorous concentrations decreased with an average concentration of 0.42 mg/L compared to the average concentration of 0.66 mg/L observed in the first quarter of 2022.

8.3 Groundwater Quality

When comparing analytical results, note that seven groundwater monitoring wells were sampled during the second quarter of 2022 (Task II), and 15 wells were sampled during the first quarter of 2022 (Task II, III, and IV). Of these same seven wells sampled during these two periods, total coliform increased in two wells and decreased in four wells. Total coliform was not detected above the reporting limit in MCWP-MW04D during either period. The total average increase compared to the first quarter of 2022 was 278 MPN/100 mL.

Fecal coliform was not detected above the reporting limit in any of the wells during the second quarter of 2022.

When compared to the first quarter of 2022, nitrate concentrations increased in three wells, decreased in two wells, and remained the same in two wells. The average concentration increased by 0.14 mg/L when compared to the first quarter of 2022.

When compared to the first quarter of 2022, average TDS concentrations in groundwater samples decreased from an average of 1,887 mg/L to 1,871 mg/L in the second quarter of 2022.

9 Limitations

This report has been prepared for and is intended for the exclusive use of the City of Malibu. The contents of this report should not be relied upon by any other party without the written consent of Rincon Consultants, Inc.

Our conclusions regarding the site are based on observations of existing site conditions, our interpretation of site usage information, and the results of a limited subsurface sampling and chemical testing program. The concentrations of contaminants measured at any given location may not be representative of conditions at other locations intermediate to the locations sampled. Furthermore, conditions may change at any location as a function of time in response to natural conditions, chemical reactions, and other events. Conclusions regarding the condition of the site do not represent a warranty that all areas within the site are like those sampled.

10 References

Ambrose, Richard F. and Anthony R. Orme. 2000. Lower Malibu Creek and Lagoon Resource Enhancement and Management: Final Report to the California Coastal Conservancy.

Earth Consultants International. 2000. IOKI and Chili Cookoff Parcels, Malibu, California: Civic Center Groundwater Report.

Fugro West, Inc. 2005. A Steady-State Groundwater Flow Model for the Proposed Malibu-Lapaz Ranch Development. Prepared for Sterling Capital.

GeoSoils. 1989. Response to County of Los Angeles Geologic Review of 18.4 Acre Parcel NW of Cross Creek Road and Civic Center Way. April 17.

Geosyntec Consultants. 2007. Geotechnical Site Exploration and Interpretation of Subsurface Conditions, Malibu Legacy Park Site, Malibu, California. Report prepared for RMC Water and Environment. July 30.

Leighton and Associates, Inc. 1994. Report for Geotechnical Studies for Planning Purposes in the Civic Center Area, City of Malibu, California. Volumes I and II.

Los Angeles Regional Water Quality Control Board. 2011. State of the Watershed, Report on Water Quality, the Santa Monica Bay Watershed Management Area. Second Edition. November.

_____. 2014. Memorandum of Understanding Between City of Malibu and the Regional Water Quality Control Board, Los Angeles Region and State Water Resources Control Board Regarding Phased Implementation of Basin Plan Amendment Prohibiting On-Site Wastewater Disposal Systems in the Malibu Civic Center Area.

_____. 2015. Waste Discharge Requirements / Water Recycling Requirements for Malibu Civic Center Wastewater Treatment Facility – Phase I & II.

RMC Water. 2015a. Draft Salt Nutrient and Management Plan Malibu Valley Groundwater Basin.

_____. 2015b. Draft Groundwater Management Plan Malibu Valley Groundwater Basin.

Tables

Table 1
Groundwater Elevations

Shallow Groundwater Monitoring Wells				
Well ID	**Date**	**TOC Elevation** (ft)	**Depth to Water** (ft bTOC)	**Groundwater Elevation**
C-1	4/12/2022	11.47	Dry	-
C-1	5/9/2022	11.47	Dry	-
C-1	6/15/2022	11.47	4.59	6.88
C-2	4/12/2022	11.19	7.02	4.17
C-2	5/9/2022	11.19	6.38	4.81
C-2	6/15/2022	11.19	4.35	6.84
CCPE	4/12/2022	12.94	8.73	4.21
CCPE	5/9/2022	12.94	8.10	4.84
CCPE	6/15/2022	12.94	N/A	-
CCPNE	4/12/2022	13.68	9.13	4.55
CCPNE	5/9/2022	13.68	8.62	5.06
CCPNE	6/15/2022	13.68	6.38	7.30
CCPSW	4/12/2022	13.67	8.75	4.92
CCPSW	5/9/2022	13.67	8.25	5.42
CCPSW	6/15/2022	13.67	6.26	7.41
CCW-4	4/12/2022	15.77	6.37	9.40
CCW-4	5/9/2022	15.77	6.41	9.36
CCW-4	6/15/2022	15.77	6.55	9.22
GH6-M1	4/12/2022	-	29.22	-
GH6-M1	5/9/2022	-	29.20	-
GH6-M1	6/15/2022	-	29.30	-
GH8-M3	4/12/2022	40.21	28.37	11.84
GH8-M3	5/9/2022	40.21	28.41	11.80
GH8-M3	6/15/2022	40.21	28.43	11.78
M6-1	4/12/2022	-	6.91	-
M6-1	5/9/2022	-	6.96	-
M6-1	6/15/2022	-	6.50	-
M6-2	4/12/2022	-	5.07	-
M6-2	5/9/2022	-	5.41	-
M6-2	6/15/2022	-	5.60	-
M7-1	4/12/2022	-	8.41	-
M7-1	5/9/2022	-	8.48	-
M7-1	6/15/2022	-	8.08	-
M7-2	4/12/2022	-	7.75	-
M7-2	5/9/2022	-	7.83	-
M7-2	6/15/2022	-	7.50	-
MBCMW-5	4/12/2022	19.40	Dry	-
MBCMW-5	5/9/2022	19.40	Dry	-
MBCMW-5	6/15/2022	19.40	Dry	-
MBCMW-7	4/12/2022	16.64	11.90	4.74
MBCMW-7	5/9/2022	16.64	11.91	4.73
MBCMW-7	6/15/2022	16.64	11.00	5.64
MBCMW-8	4/12/2022	16.53	7.95	8.58
MBCMW-8	5/9/2022	16.53	8.20	8.33
MBCMW-8	6/15/2022	16.53	8.69	7.84
MBCMW-9	4/12/2022	17.71	8.20	9.51
MBCMW-9	5/9/2022	17.71	8.30	9.41
MBCMW-9	6/15/2022	17.71	8.63	9.08

Table 1
Groundwater Elevations

Shallow Groundwater Monitoring Wells				
Well ID	**Date**	**TOC Elevation** (ft)	**Depth to Water** (ft bTOC)	**Groundwater Elevation**
MBCMW-10	4/12/2022	17.74	9.51	8.23
MBCMW-10	5/9/2022	17.74	9.49	8.25
MBCMW-10	6/15/2022	17.74	8.20	9.54
MCWP-MW04S	4/12/2022	15.29	6.34	8.95
MCWP-MW04S	5/9/2022	15.29	6.60	8.69
MCWP-MW04S	6/15/2022	15.29	7.09	8.20
MCWP-MW07S	4/12/2022	13.72	5.63	8.09
MCWP-MW07S	5/9/2022	13.72	6.05	7.67
MCWP-MW07S	6/15/2022	13.72	6.22	7.50
MCWP-MW08	4/12/2022	12.21	9.13	3.08
MCWP-MW08	5/9/2022	12.21	8.61	3.60
MCWP-MW08	6/15/2022	12.21	7.59	4.62
MCWP-MW10	4/12/2022	11.11	8.58	2.53
MCWP-MW10	5/9/2022	11.11	8.00	3.11
MCWP-MW10	6/15/2022	11.11	5.71	5.40
P-4	4/12/2022	12.16	7.80	4.36
P-4	5/9/2022	12.16	7.26	4.90
P-4	6/15/2022	12.16	4.96	7.20
P-9	4/12/2022	12.17	8.09	4.08
P-9	5/9/2022	12.17	7.43	4.74
P-9	6/15/2022	12.17	5.02	7.15
SMBRP-2	4/12/2022	13.13	9.19	3.94
SMBRP-2	5/9/2022	13.13	8.65	4.48
SMBRP-2	6/15/2022	13.13	6.08	7.05
SMBRP-6	4/12/2022	26.88	14.75	12.13
SMBRP-6	5/9/2022	26.88	14.91	11.97
SMBRP-6	6/15/2022	26.88	15.11	11.77
SMBRP-7B	4/12/2022	18.99	12.78	6.21
SMBRP-7B	5/9/2022	18.99	13.15	5.84
SMBRP-7B	6/15/2022	18.99	11.74	7.25
SMBRP-8 (EC1-RC-MW01)	4/12/2022	48.69	27.53	21.16
SMBRP-8 (EC1-RC-MW01)	5/9/2022	48.69	27.41	21.28
SMBRP-8 (EC1-RC-MW01)	6/15/2022	48.69	26.81	21.88
SMBRP-9	4/12/2022	50.32	N/A	-
SMBRP-9	5/9/2022	50.32	37.98	12.34
SMBRP-9	6/15/2022	50.32	37.94	12.38
SMBRP-12	4/12/2022	12.62	7.38	5.24
SMBRP-12	5/9/2022	12.62	7.03	5.59
SMBRP-12	6/15/2022	12.62	7.05	5.57
SMBRP-13	4/12/2022	13.58	8.78	4.80
SMBRP-13	5/9/2022	13.58	8.59	4.99
SMBRP-13	6/15/2022	13.58	8.20	5.38
SMBRP-15B	4/12/2022	16.77	Dry	-
SMBRP-15B	5/9/2022	16.77	Dry	-
SMBRP-15B	6/15/2022	16.77	Dry	-
SMBRP-16	4/12/2022	14.50	4.20	10.30
SMBRP-16	5/9/2022	14.50	4.42	10.08
SMBRP-16	6/15/2022	14.50	4.77	9.73

Table 1
Groundwater Elevations

Deep Groundwater Monitoring Wells				
Well ID	**Date**	**TOC Elevation** (ft)	**Depth to Water** (ft bTOC)	**Groundwater Elevation**
MCWP-MW01	4/12/2022	17.90	11.55	6.35
MCWP-MW01	5/9/2022	17.90	11.35	6.55
MCWP-MW01	6/15/2022	17.90	9.88	8.02
MCWP-MW02	4/12/2022	18.06	12.62	5.44
MCWP-MW02	5/9/2022	18.06	12.20	5.86
MCWP-MW02	6/15/2022	18.06	10.60	7.46
MCWP-MW03	4/12/2022	15.31	9.53	5.78
MCWP-MW03	5/9/2022	15.31	9.10	6.21
MCWP-MW03	6/15/2022	15.31	7.63	7.68
MCWP-MW04D	4/12/2022	15.43	10.72	4.71
MCWP-MW04D	5/9/2022	15.43	10.48	4.95
MCWP-MW04D	6/15/2022	15.43	9.83	5.60
MCWP-MW05	4/12/2022	13.92	8.50	5.42
MCWP-MW05	5/9/2022	13.92	8.51	5.41
MCWP-MW05	6/15/2022	13.92	7.24	6.68
MCWP-MW06	4/12/2022	16.05	10.98	5.07
MCWP-MW06	5/9/2022	16.05	10.83	5.22
MCWP-MW06	6/15/2022	16.05	9.47	6.58
MCWP-MW07D	4/12/2022	13.21	9.42	3.79
MCWP-MW07D	5/9/2022	13.21	9.04	4.17
MCWP-MW07D	6/15/2022	13.21	7.50	5.71
MCWP-MW09	4/12/2022	16.30	7.27	9.03
MCWP-MW09	5/9/2022	16.30	6.90	9.40
MCWP-MW09	6/15/2022	16.30	5.95	10.35

Table 1
Groundwater Elevations

Winter Canyon Groundwater Monitoring Wells				
Well ID	**Date**	**TOC Elevation** (ft)	**Depth to Water** (ft bTOC)	**Groundwater Elevation**
LAMW-5S	4/12/2022	104.55	56.51	48.04
LAMW-5S	5/9/2022	104.55	56.46	48.09
LAMW-5S	6/15/2022	104.55	57.29	47.26
SMBRP-11	4/12/2022	18.35	8.85	9.50
SMBRP-11	5/9/2022	18.35	8.83	9.52
SMBRP-11	6/15/2022	18.35	8.77	9.58

Notes:

Elevations measured in feet above mean sea level

Three shallow wells have been removed from the original monitoring network; GH9-M4 has been buried as of the September 2018 monitoring event, MBCMW-6 was removed following grading activities in 2019, and SMBRP-10C was removed during the development of a sidewalk in March 2021

-: No data available

ft bTOC: Feet below top of well casing

TOC: Top of well casing

NA: Depth to water was not measured; groundwater monitoring well was not accessible

Table 2
Groundwater and Surface Water Analytical Matrix

Groundwater	Long-Term, SNMP, MOU (Tasks II, III, IV)									SNMP, MOU (Tasks III, IV)					SNMP (Task III)	
	Shallow Zone				Deep Zone			Winter Canyon		Shallow Zone					Deep Zone	
Laboratory Analysis [1]	*SMBRP-9*	*SMBRP-12*	*MCWP-MW04S*	*MCWP-MW07S*	*MCWP-MW04D*	*MCWP-MW07D*	*MCWP-MW09*	*SMBRP-11* [2]	*LAMW-5S*	*CCPE*	*SMBRP-7B*	*SMBRP-13*	*MBCMW-9*	*MCWP-MW10*	*MCWP-MW05*	*MCWP-MW06*
General Chemistry (Long-Term sampled quarterly, SNMP and MOU sampled semi-annually)																
General Chemistry (pH, Total Dissolved Solids, Sulfate, Chloride, Boron, Methylene Blue Active Substances [MBAS]/Foaming Agents)	✓	✓	✓	✓	✓	✓	✓	-	-	-	-	-	-	-	-	-
Biological Oxygen Demand (BOD)	✓	✓	✓	✓	✓	✓	✓	-	-	-	-	-	-	-	-	-
Turbidity (includes color and odor)	✓	✓	✓	✓	✓	✓	✓	-	-	-	-	-	-	-	-	-
Total and Fecal Coliform	✓	✓	✓	✓	✓	✓	✓	-	-	-	-	-	-	-	-	-
Total Suspended Solids	✓	✓	✓	✓	✓	✓	✓	-	-	-	-	-	-	-	-	-
Residual Chlorine	✓	✓	✓	✓	✓	✓	✓	-	-	-	-	-	-	-	-	-
Total Organic Carbon	✓	✓	✓	✓	✓	✓	✓	-	-	-	-	-	-	-	-	-
Oil and Grease	✓	✓	✓	✓	✓	✓	✓	-	-	-	-	-	-	-	-	-
Nitrate as Nitrogen	✓	✓	✓	✓	✓	✓	✓	-	-	-	-	-	-	-	-	-
Nitrite as Nitrogen	✓	✓	✓	✓	✓	✓	✓	-	-	-	-	-	-	-	-	-
Nitrate and Nitrite as Nitrogen (calculation)	✓	✓	✓	✓	✓	✓	✓	-	-	-	-	-	-	-	-	-
Ammonia Nitrogen	✓	✓	✓	✓	✓	✓	✓	-	-	-	-	-	-	-	-	-
Kjeldahl Nitrogen	✓	✓	✓	✓	✓	✓	✓	-	-	-	-	-	-	-	-	-
Organic Nitrogen (calculation)	✓	✓	✓	✓	✓	✓	✓	-	-	-	-	-	-	-	-	-
Total Nitrogen (includes TKN)	✓	✓	✓	✓	✓	✓	✓	-	-	-	-	-	-	-	-	-
Total Phosphorous	✓	✓	✓	✓	✓	✓	✓	-	-	-	-	-	-	-	-	-

Surface Water	Long-Term (Task II)									
	Near Shore Ocean				Malibu Lagoon and Creek					
Laboratory Analysis (quarterly)	*N-001*	*N-002*	*N-003*	*N-004*	*L-001*	*L-002*	*L-003*	*L-004*	*L-005*	*L-006*
Total and Fecal Coliform	✓	✓	✓	✓	✓	✓	✓	✓	✓	✓
Nitrate as Nitrogen	✓	✓	✓	✓	✓	✓	✓	✓	✓	✓
Nitrite as Nitrogen	✓	✓	✓	✓	✓	✓	✓	✓	✓	✓
Ammonia Nitrogen	✓	✓	✓	✓	✓	✓	✓	✓	✓	✓
Organic Nitrogen	✓	✓	✓	✓	✓	✓	✓	✓	✓	✓
Kjeldahl Nitrogen	✓	✓	✓	✓	✓	✓	✓	✓	✓	✓
Total Phosphorous	✓	✓	✓	✓	✓	✓	✓	✓	✓	✓

Notes:

Task II: Long-Term Monitoring of Groundwater and Surface Water Quality Monitoring of the Civic Center Area
Task III: Salt and Nutrient Management Plan (SNMP) Monitoring Program
Task IV: Memorandum of Understanding (MOU) Compliance Monitoring

[1]: Depending on quarterly flows of recycled water from the CCWTF to the percolation ponds, the number of Long-Term Groundwater Monitoring samples collected for a given quarter may be reduced from nine (9) to seven (7) groundwater monitoring wells. This reduced number of groundwater monitoring wells is allowed when no more than 10 percent greater than the permitted flows are discharged to the percolation ponds, per page 12 and 13 of the Monitoring and Reporting Program (MRP) No. CI 10042

[2]: TY-MW-1 was replaced by SMBRP-11 per LARWQCB correspondence with City of Malibu dated May 18, 2018

✓: Laboratory analysis completed
- : Sampling & analysis not required

Table 3
Surface Water Analytical Results

Location	Monitoring Depth	Sample ID	Sample Date	Coliform Bacteria Analysis (MPN/100 mL)		Inorganic Analysis (mg/L)					
				Total	Fecal	Nitrate Nitrogen	Nitrite Nitrogen	Organic Nitrogen	Ammonia Nitrogen	Kjeldahl Nitrogen	Total Phosphorous
Near Shore	Ankle Depth	N-001	5/10/2022	= **70**	< 1.0	< 5.0	< 5.0	-	< 0.10	< 0.40	= **0.23**
Near Shore	Ankle Depth	N-002	5/10/2022	= **33**	< 1.0	< 5.0	< 5.0	= **0.18**	< 0.10	= **0.18 J**	= **0.21**
Near Shore	Ankle Depth	N-003	5/10/2022	= **180**	< 1.0	< 5.0	< 5.0	= **0.48**	< 0.10	= **0.48**	= **0.087**
Near Shore	Ankle Depth	N-004	5/10/2022	= **57**	< 1.0	< 5.0	< 5.0	= **0.37**	< 0.10	= **0.37 J**	= **0.14**
Malibu Lagoon and Creek	Ankle Depth	L-001	5/10/2022	= **650**	= **2.0**	= **0.10 J**	< 0.10	= **0.32**	< 0.10	= **0.32 J**	= **0.41**
Malibu Lagoon and Creek	Ankle Depth	L-002	5/10/2022	> **2,400**	= **18**	= **0.74**	< 0.10	= **0.30**	< 0.10	= **0.30 J**	= **0.21**
Malibu Lagoon and Creek	Ankle Depth	L-003	5/10/2022	> **2,400**	= **36**	< 0.10	< 0.10	= **2.1**	< 0.10	= **2.1**	= **0.34**
Malibu Lagoon and Creek	Ankle Depth	L-004	5/10/2022	= **170**	= **110**	< 0.10	< 0.10	= **31**	= **0.39**	= **31**	= **1.7**
Malibu Lagoon and Creek	Ankle Depth	L-005	5/10/2022	> **2,400**	= **10**	< 0.10	< 0.10	= **4.6**	< 0.10	= **4.6**	= **0.68**
Malibu Lagoon and Creek	Ankle Depth	L-006	5/10/2022	> **2,400**	= **130**	< 0.10	< 0.10	= **0.64**	< 0.10	= **0.64**	= **0.20**

Notes:

bold: Constituent detected above Reporting Detection Limit (RDL)
=: Constituent detected at reported concentration
<: Constituent not detected above the RDL
>: Constituent detected above the laboratory upper detection limit
BSW: Below surface of water
J: Estimated value; the consituent was detected above the method detection limit, but below the RDL
mg/L: Milligrams per liter
MPN/100 mL: Most Probable Number per 100 milliliters

Table 4
Groundwater Analytical Results

Well ID	Well Depth (feet bgs)	Sample Date	Coliform Bacteria (MPN/100 mL)		Inorganic Analyses (mg/L)										
			Total	Fecal	Nitrate Nitrogen	Nitrite Nitrogen	Organic Nitrogen	Ammonia Nitrogen	Total Kjeldahl Nitrogen	Total Nitrogen	Total Phosphorous	Boron	Sulfate	Total Dissolved Solids	Chloride
SMBRP-9	45	5/10/2022	= **13**	< 1.0	= **18**	< 0.10	= **0.14**	< 0.10	= **0.14 J**	= **18**	= **0.11**	= **0.69**	= **280**	= **1,500**	= **230**
SMBRP-12	25	5/11/2022	= **1.0**	< 1.0	< 0.10	< 0.10	= **5.1**	= **4.6**	= **5.1**	= **0.50**	= **0.96**	= **0.98**	= **620**	= **2,500**	= **690**
MCWP-MW04S	20	5/10/2022	> **2,400**	< 1.0	= **0.94**	< 0.10	= **0.66**	< 0.10	= **0.66**	= **1.6**	= **0.30**	= **1.5**	= **2,000**	= **3,500**	= **340**
MCWP-MW04D	145	5/11/2022	< 1.0	< 1.0	< 0.10	< 0.10	= **0.20**	= **1.9**	= **2.1**	= **2.1**	= **0.25**	= **0.85**	= **650**	= **2,000**	= **690**
MCWP-MW07S	20	5/10/2022	= **12**	< 1.0	= **3.7**	< 0.10	= **0.47**	< 0.10	= **0.47**	= **4.2**	= **0.39**	= **0.35**	= **240**	= **1,100**	= **230**
MCWP-MW07D	134	5/10/2022	= **2,000**	< 1.0	< 0.10	< 0.10	= **0.47**	= **0.16**	= **0.63**	= **0.63**	= **0.52**	= **0.47**	= **320**	= **1,100**	= **240**
MCWP-MW09	89	5/11/2022	= **12**	< 1.0	= **1.5**	< 0.10	= **0.20**	< 0.10	< 0.40	= **1.50**	= **0.066**	= **0.84**	= **560**	= **1,400**	= **250**

Notes:

bold: Constituent detected above Reporting Detection Limit (RDL)
=: Constituent detected at reported concentration
<: Constituent not detected above the RDL
>: Constituent detected above the laboratory upper detection limit
bgs: Below ground surface
J: Estimated value; the consituent was detected above the method detection limit, but below the RDL
mg/L: Milligrams per liter
MPN/100 mL: Most Probable Number per 100 milliliters

Figures

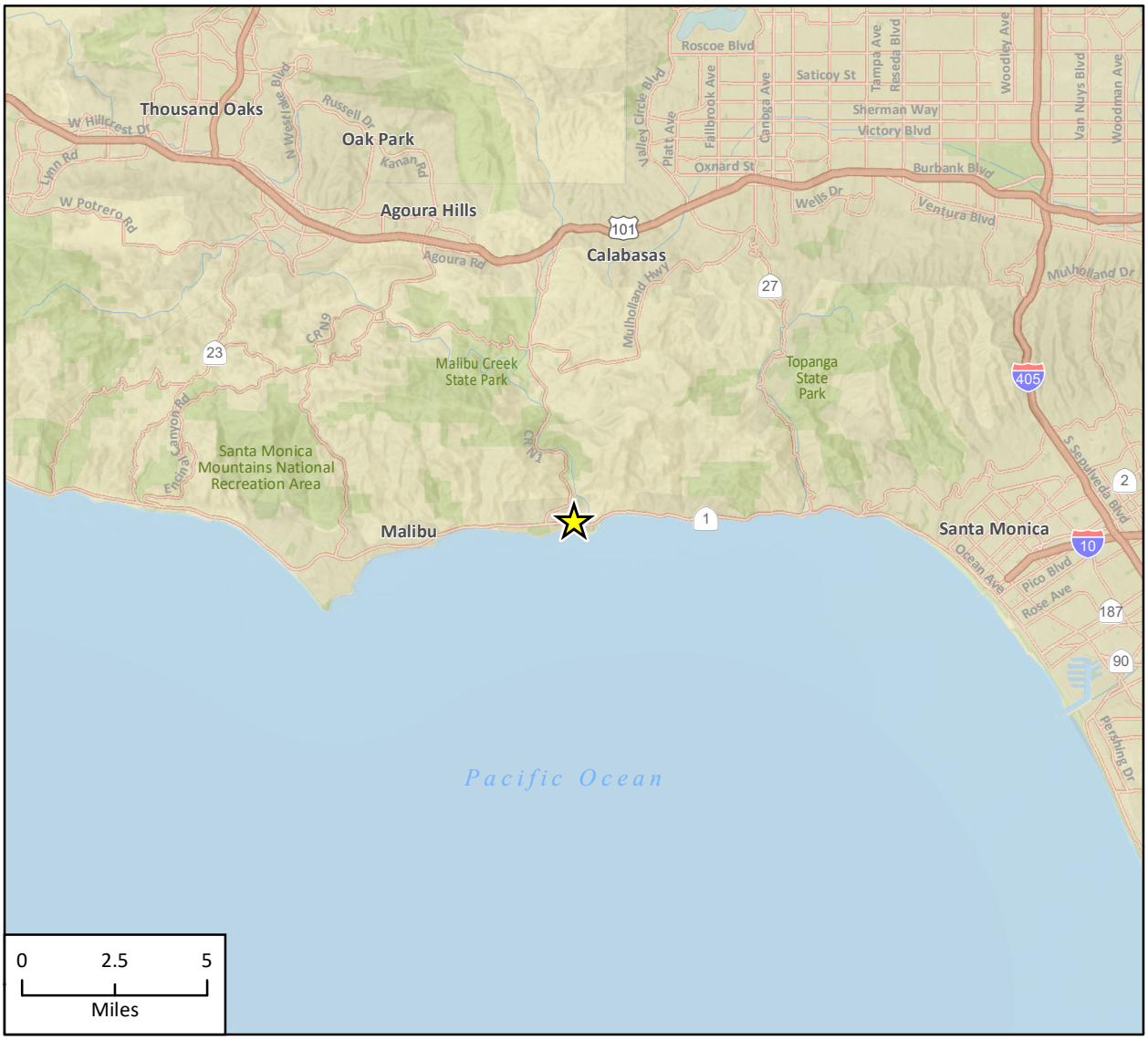

Project Location

N

Vicinity Map

Figure 1

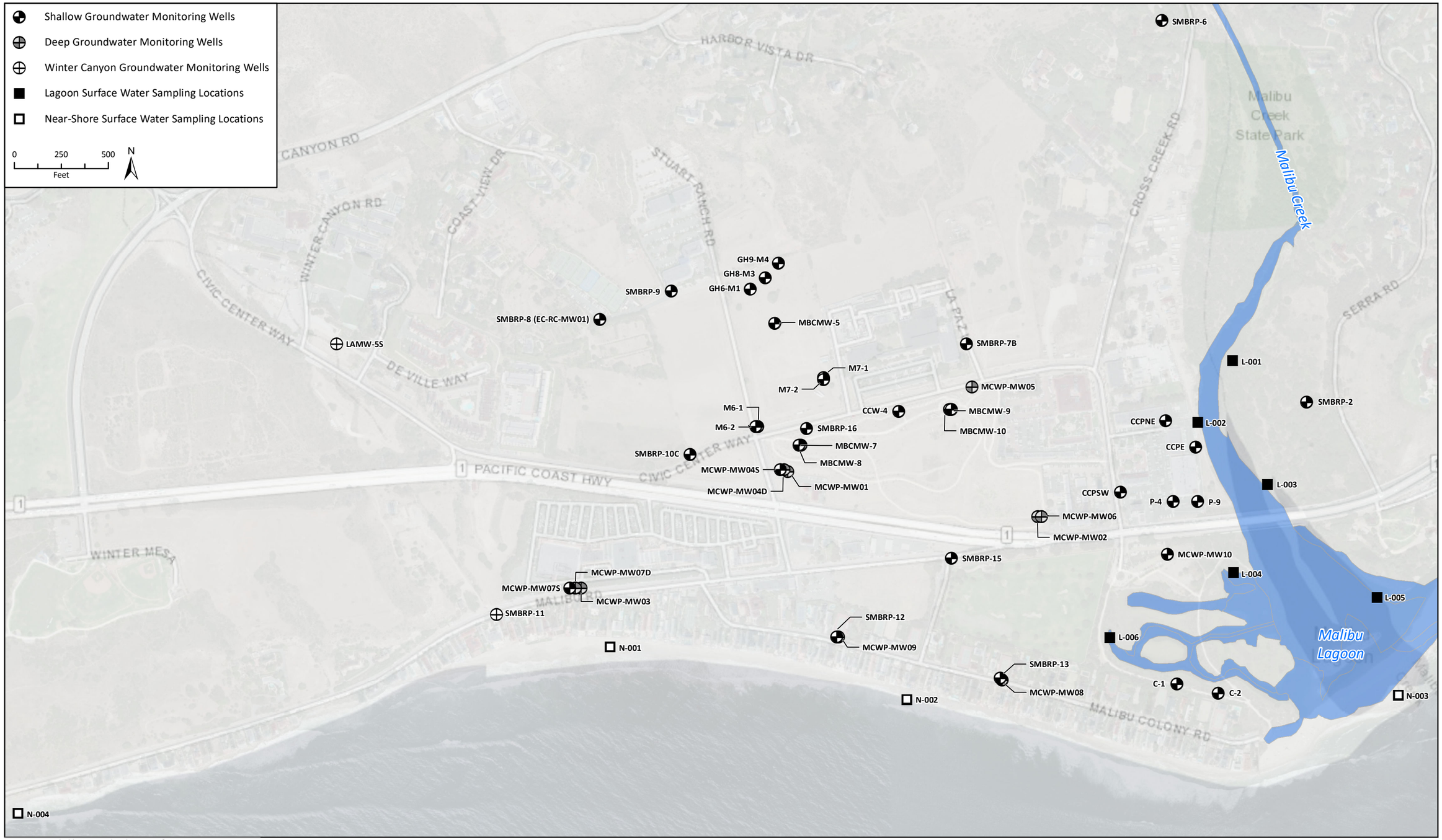

Imagery provided by Esri and its licensors © 2021.

Site Map - Monitoring Network

Figure 2

Rincon Consultants Inc.

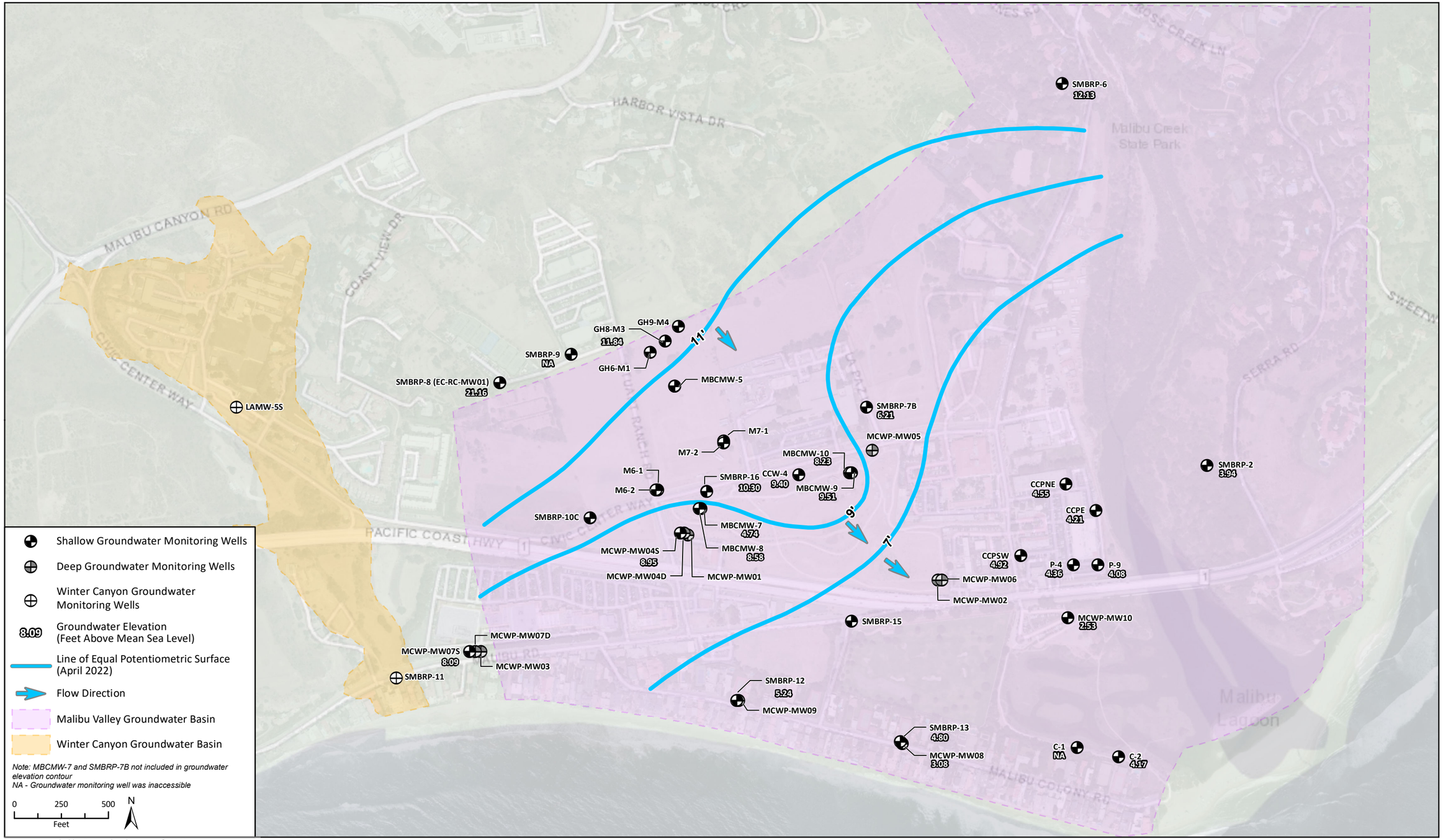

Imagery provided by Esri and its licensors © 2022.

Shallow Groundwater Elevation - April 2022

Figure 3

Rincon Consultants Inc.

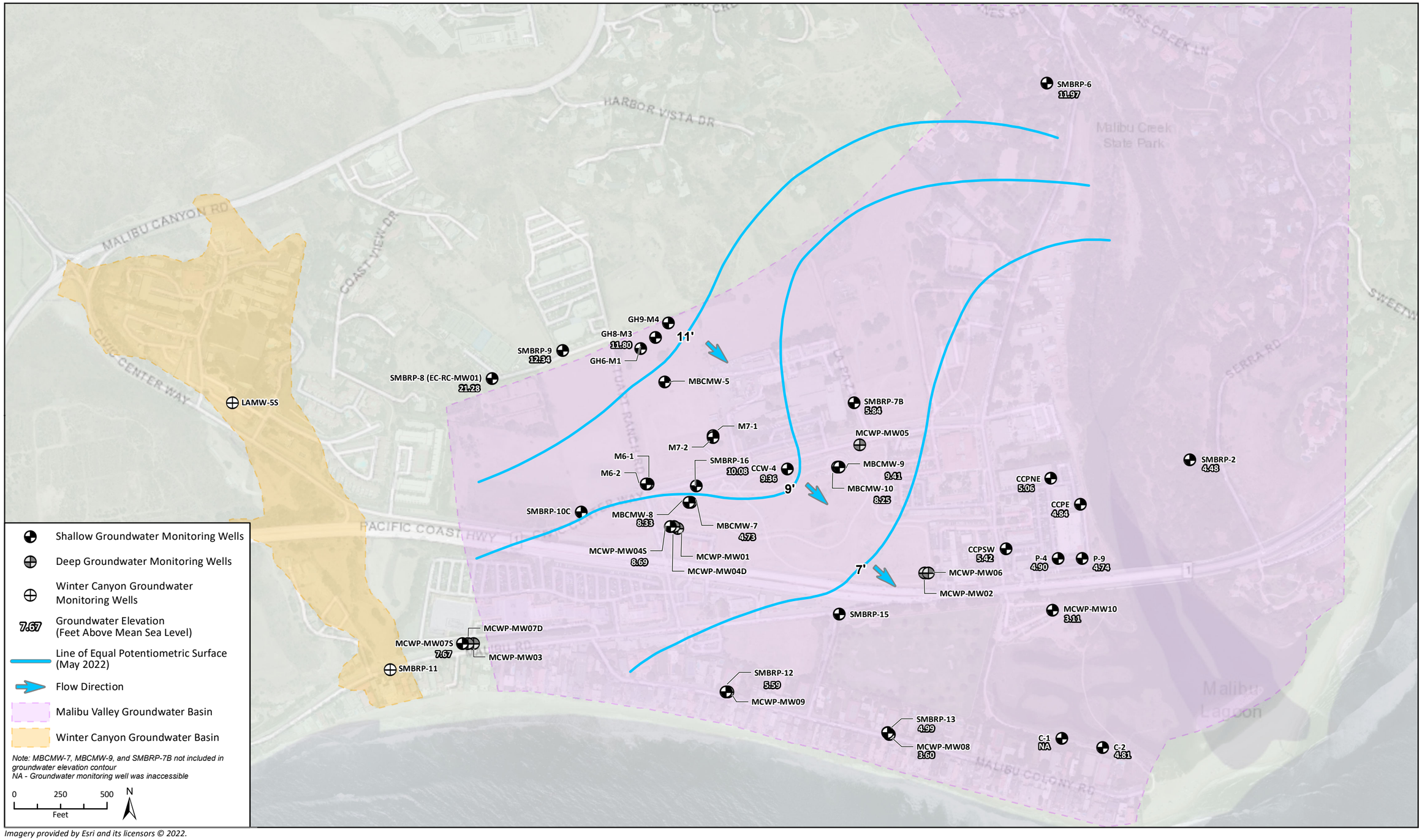

Imagery provided by Esri and its licensors © 2022.

Shallow Groundwater Elevation - May 2022

Figure 4

Rincon Consultants Inc.

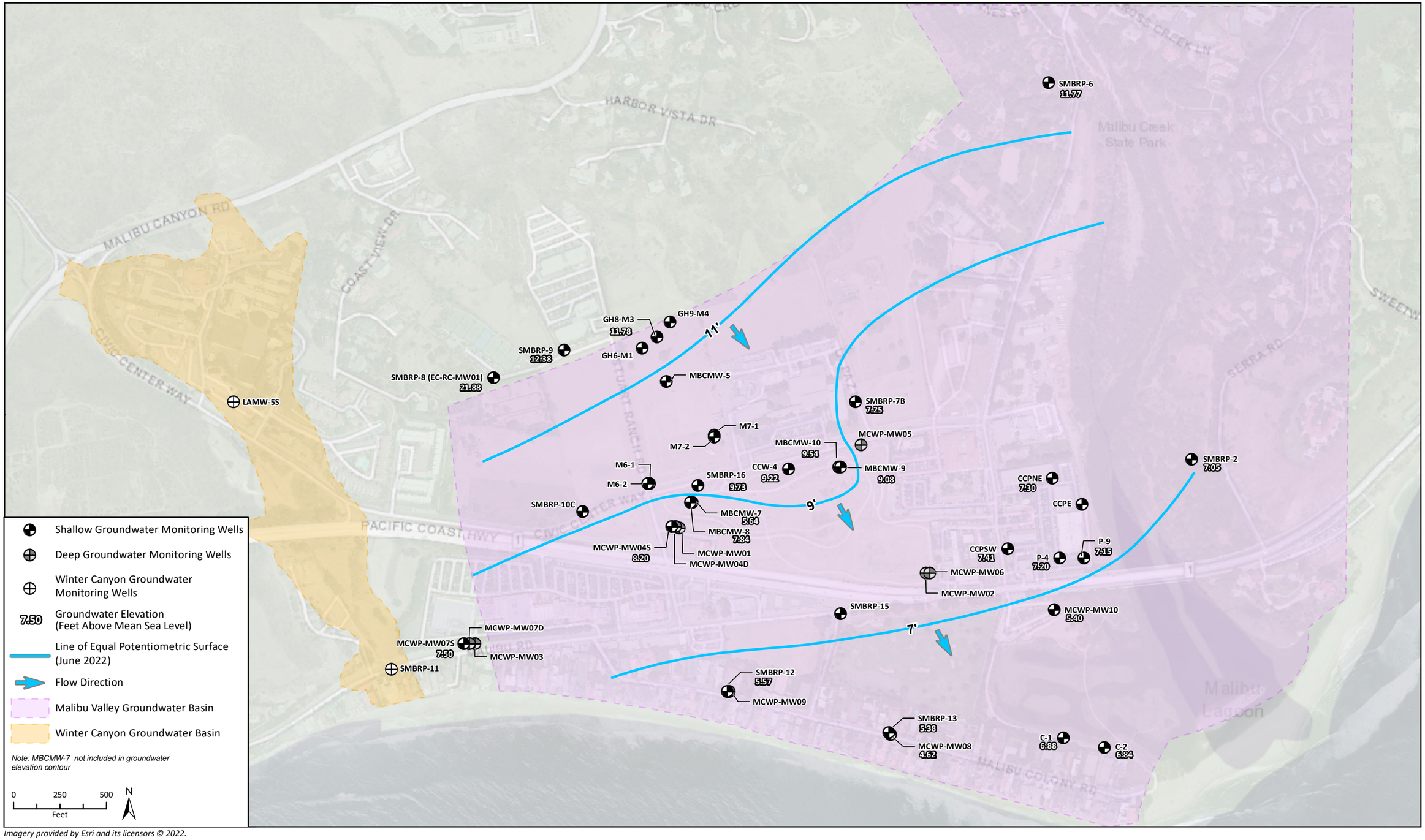

Imagery provided by Esri and its licensors © 2022.

Shallow Groundwater Elevation - June 2022

Figure 5

Rincon Consultants Inc.

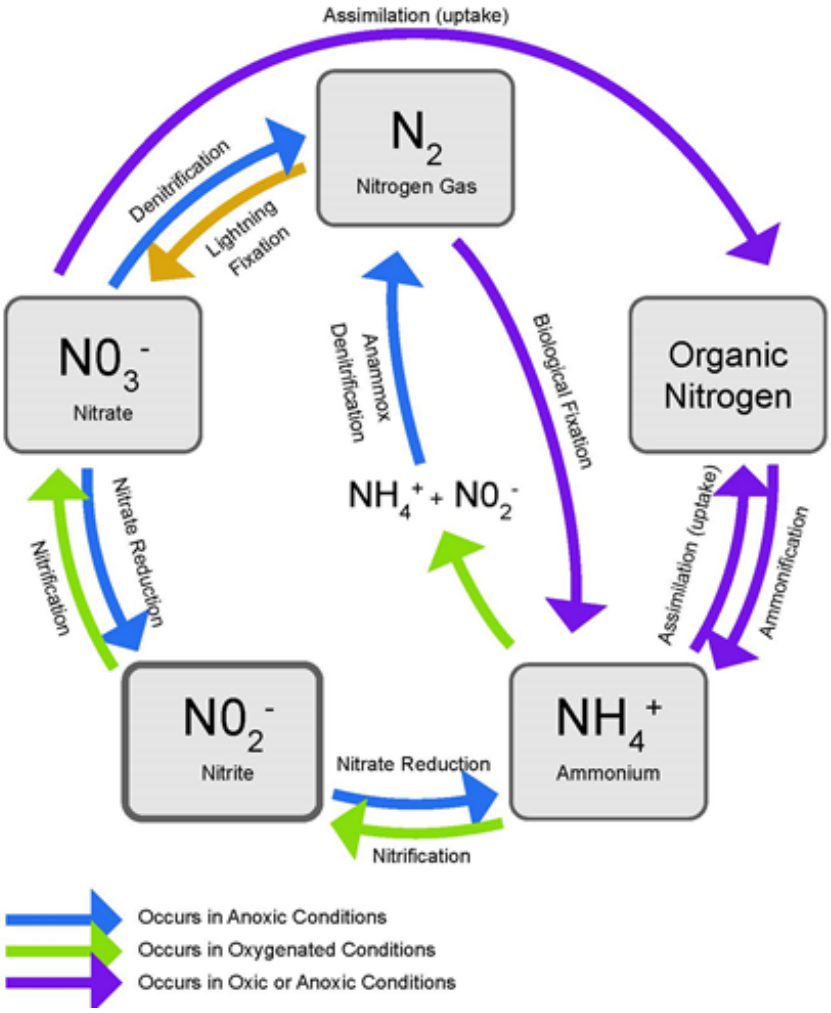

The Nitrogen Cycle Figure 6

Appendix A

Groundwater and Surface Water Field Sheets

Well Gauging

Project No.: 20-09665
Date: 4/12/22

Rincon Personnel: Landon L.
Project Name: Malibu Civic Center GW gauging
Begin Time: 0936
End Time: 1400

Well Information

Well ID	Well Diameter (inches)	Time	Depth to Water (ft bTOC)	Total Depth (ft bTOC) Measured	Total Depth (ft bTOC) Constructed / Historical	Well Condition	Notes
C-1	4	1225	Dry DRY	5.91	14.50		
C-2	4	1230	7.02 7.55	14.07	14.20		
CCPE	2	1126 ~~1320~~	8.73 9.35	52.27	52.70		
CCPNE	2	1115 ~~1315~~	9.13 9.66	24.05	24.10		
CCPSW	2	1155	8.75 9.09	20.98	19.90		
CCW-4	1	1036	6.37 6.22	12.14	12.30		
GH6-M1	2	1007	29.22 29.41	34.84	35.20		
GH8-M3	2	1008	28.37 28.51	39.24	40.21		
~~GH9-M4~~	—	—	—	—	~~44.29~~	—	—
M6-1	2	1010	6.91 7.12	45.12	45.30		
M6-2	2	1012	5.07 5.25	19.63	19.40		
M7-1	2	0955	8.41 8.31	39.02	39.35		
M7-2	2	1000	7.75	19.40	19.60		
MBCMW-5	2	1005	DRY DRY	18.29	19.40		
~~MBCMW-6~~	—	—	—	—	~~64.26~~	—	—
MBCMW-7	2	1025	11.90 12.24	51.85	52.15		
MBCMW-8	2	1027	7.95 8.29	11.92	11.95		
MBCMW-9	2	1030	8.20 7.98	9.24	9.25		
MBCMW-10	2	1035	9.51 9.08	51.23	51.75		
MCWP-MW01	6	1305	11.55 11.76	144.92	152.88		
MCWP-MW02	4	1250	12.62 12.27	21.98	148.20		
MCWP-MW03	6	1318	9.53 9.55	132.64	136.65		
MCWP-MW04S	4	1300	6.34 6.71	20.45	20.45		

References:
ft bTOC – Feet below top of casing

Rincon Consultants

Scanned with CamScanner

rincon

Well Gauging

Project No.: 20-09665

Date: 4/12/22

Well Information							
Well ID	Well Diameter (inches)	Time	Depth to Water (ft bTOC)	Total Depth (ft bTOC) Measured	Total Depth (ft bTOC) Constructed / Historical	Well Condition	Notes
MCWP-MW04D	4	1303	10.72 10.99	145.10	149.20		
MCWP-MW05	4	1040	8.50 8.88	150.42	154.40		
MCWP-MW06	2	1255	10.98 11.15	136.31	138.15		
MCWP-MW07S	2	1310	5.63 5.23	17.13	17.22		
MCWP-MW07D	2	1315	9.42 9.48	127.64	129.60		
MCWP-MW08	2	1350	9.13 9.28	79.20	79.38		
MCWP-MW09	2	1355	7.27 7.19	89.03	89.60		
MCWP-MW10	2	1215	8.58 8.92	22.15	22.23		
P-4	4	1135	7.80 8.25	10.86	14.57		
P-9	4	1130	8.09 8.63	13.31	13.90		
SMBRP-2	4	1240	9.19 9.63	24.78	24.88		
SMBRP-6	2	1100	14.75 15.30	23.31	23.45		
SMBRP-7B	2	1050	12.78 13.07	25.05	25.13		
SMBRP-8 (EC1-RC-MW01)	4	0942	27.53 27.91	40.25	40.46		
SMBRP-9	2	0947	N/A 32.40	44.91	45.40		car parked on top
~~SMBRP-10C~~	—	—	—	—	~~25.00~~	—	—
SMBRP-12	2	1400	7.38 7.26	24.45	24.88		
SMBRP-13	2	1345	8.78 9.13	19.35	19.48		
SMBRP-15B	1	1330	DRY DRY	8.29	8.40		
SMBRP-16	2	1020	4.20 4.45	25.00	25.00		
LAMW-5S	4	0938	56.51 56.53	73.41	73.43		
SMBRP-11	2	1325	8.85 8.94	20.03	20.38		
~~Lagoon~~	—	—	—	—	~~N/A~~	—	—

References:

ft bTOC – Feet below top of casing

Rincon Consultar

Scanned with CamScanner

rincon

Well Gauging

Project No.: 20-09665
Date: 5/9/22

Rincon Personnel: LANDON L. / JON B.
Project Name: MALIBU CIVIC CENTER GW Q2

Begin Time: 0855
End Time: 1420

Well Information

Well ID	Well Diameter (inches)	Time	Depth to Water (ft bTOC)	Total Depth (ft bTOC) Measured	Total Depth (ft bTOC) Constructed / Historical	Well Condition	Notes
C-1	4	0905	DRY	5.71	14.50		
C-2	4	0910	6.38	13.40	14.20		
~~A721~~ CCPE	2	1228	8.10	52.85	52.70	Broken lid	Replace well Cap/bo
CCPNE	2	1225	8.62	24.05	24.10	No bolts, strip tabs	
CCPSW	2	1245	8.25	20.99	19.90	No tabs, no bolts.	
CCW-4	1	1040	6.41	12.14	12.30	ok stripped threads	
GH6-M1	2	1125	29.20	34.84	35.20	No bolts	
GH8-M3	2	1130	28.41	39.24	40.21	No bolts	
~~GH9-M4~~	—	—	—	—	~~44.29~~	—	—
M6-1	2	1135	6.96	45.12	45.30	ok	
M6-2	2	1140	5.41	19.63	19.40	ok	
M7-1	2	1110	8.48	39.02	39.35	good	
M7-2	2	1105	5.83	19.40	19.60	good	
MBCMW-5	2	1115	DRY	18.29	19.40	ok	
~~MBCMW-6~~	—	—	—	—	~~64.26~~	—	—
MBCMW-7	2	1050	11.91	51.85	52.15		
MBCMW-8	2	1055	8.20	11.92	11.95	No bolts	/ LID unsecurable
MBCMW-9	2	1030	8.30	9.24	9.25	1 bolt	"
MBCMW-10	2	1035	9.49	51.23	51.75	1 bolt	
MCWP-MW01	6	1115	11.35	144.85	152.88	No bolts, strip tab	
MCWP-MW02	4	1305	12.20	22.02	148.20		
MCWP-MW03	4	1000	9.10	132.77	136.65		missing bolts, stripped ta
MCWP-MW04S	4	1050	6.60	20.45	20.45		missing 1 bolt

References:
ft bTOC – Feet below top of casing

8.65
24.82

Rincon Consultants Inc.

Scanned with CamScanner

rincon

Well Gauging

Project No.: 20-09665

Date: 5/9/22

Well Information

Well ID	Well Diameter (inches)	Time	Depth to Water (ft bTOC)	Total Depth (ft bTOC) Measured	Total Depth (ft bTOC) Constructed / Historical	Well Condition	Notes
MCWP-MW04D	4	1100	10.48	145.28	149.20	No bolts, strip tab	
MCWP-MW05	4	1025	8.51	150.42	154.40	1 bolt, ok	
MCWP-MW06	2	1300	10.83	136.31	138.15	No bolts, DT	
MCWP-MW07S	2	1020	6.05	17.11	17.22	poor no bolts	
MCWP-MW07D	2	1010	9.04	127.76	129.60	" " no tabs	
MCWP-MW08	2	1345 ~~1357~~ JB	8.61 ~~8.60~~ JB	79.20	79.38	Flooded, broken tabs.	
MCWP-MW09	2	1330	6.90	89.99	89.60	Flooded, DT, broken tabs, 1 bolt, stripped	
MCWP-MW10	2	0930	8.00	22.13	22.23	ok, missing tab/stripped tab	
P-4	4	1240	7.26	10.80	14.57	Poor, cracked apron, strip tab, no bolts to seal	
P-9	4	1235	7.43	13.30	13.90	no bolts, no AS	
SMBRP-2	4	0955	8.65	24.78	24.88	ok	
SMBRP-6	2	1010	14.91	23.31	23.45	ok missing bolt	
SMBRP-7B	2	1020	13.15	25.05	25.13	good	
SMBRP-8 (EC1-RC-MW01)	4	1130	27.41	40.29	40.46	~~2 Str~~	
SMBRP-9	2	1415 ~~1377~~ JB	37.98	44.93	45.40	~~No AS, DT, Flooded, 1 broken tab~~ strip tab JB	
~~SMBRP-10C~~	—	—	—	—	~~25.00~~	—	—
SMBRP-12	2	1330	7.03	24.47	24.88	No AS, DT, tabs stripped	
SMBRP-13	2	1340	8.59	19.32	19.48	No AS, DT, tabs stripped	
SMBRP-15B	1	1320	DRY	8.29	8.40	NO LID	
SMBRP-16	2	1045	4.42	25.00	25.00	No bolts	
LAMW-5S	4	1355	56.46	73.99	73.43		DT, No AS, Stripped tabs
SMBRP-11	2	1037	8.83	20.00	20.38	NO bolts	
~~Lagoon~~	—	—	—	—	~~N/A~~	—	—

References:

ft bTOC – Feet below top of casing

Rincon Consultants Inc.

Scanned with CamScanner

rincon

Well Gauging

Project No.: 20-09665
Date: 6/15/22

Rincon Personnel: LANDON L
Project Name: Malibu Civic Ctr GWM
Begin Time: 0810
End Time: 1350

Well Information

Well ID	Well Diameter (inches)	Time	Depth to Water (ft bTOC)	Total Depth (ft bTOC) Measured	Total Depth (ft bTOC) Constructed / Historical	Well Condition	Notes
C-1	4	0915	4.59	5.72	14.50		
C-2	4	0905	4.35	~~14.~~ 13.60	14.20		
CCPE	2	~~—~~	~~—~~	~~—~~	52.70		Under Repair
CCPNE	2	1000	6.38	24.03	24.10		
CCPSW	2	0955	6.26	20.98	19.90		
CCW-4	1	1305	6.55	12.14	12.30		
GH6-M1	2	1210	29.30	34.84	35.20		
GH8-M3	2	1215	28.43	39.22	40.21		
~~GH9-M4~~	—	—	—	—	~~44.29~~	—	—
M6-1	2	1225	6.50	45.10	45.30		
M6-2	2	1223	5.60	19.63	19.40		
M7-1	2	1158	8.08	39.00	39.35		
M7-2	2	1200	7.50	19.40	19.60		
MBCMW-5	2	1205	DRY	18.22	19.40		
~~MBCMW-6~~	—	—	—	—	~~64.26~~	—	—
MBCMW-7	2	1255	11.00	51.83	52.15		
MBCMW-8	2	1300	8.69	11.92	11.95		
MBCMW-9	2	1317	8.63	9.24	9.25		
MBCMW-10	2	1315	8.20	51.21	51.75		
MCWP-MW01	6	1150	9.88	144.92	152.88		
MCWP-MW02	4	1325	10.60	21.98	148.20		
MCWP-MW03	6	1345 ~~0815~~	7.63	132.64	136.65		parked over by car
MCWP-MW04S	4	1145	7.09	20.40	20.45		

References:
ft bTOC – Feet below top of casing

Rincon Consultants Inc.

Scanned with CamScanner

rincon

Well Gauging

Project No.: 20-09665

Date: 6/15/22

Well Information

Well ID	Well Diameter (inches)	Time	Depth to Water (ft bTOC)	Total Depth (ft bTOC) Measured	Total Depth (ft bTOC) Constructed / Historical	Well Condition	Notes
MCWP-MW04D	4	1147	9.83	145.18	149.20		
MCWP-MW05	4	1310	7.24	150.42	154.40		
MCWP-MW06	2	1330	9.47	136.31	138.15		
MCWP-MW07S	2	~~0820~~ 1340	6.22	17.13	17.22		Parked over by motorhome
MCWP-MW07D	2	1342 ~~0820~~	7.50	127.60	129.60		↓
MCWP-MW08	2	0840	7.59	79.20	79.38		
MCWP-MW09	2	0850	5.95	88.98	89.60		
MCWP-MW10	2	0920	5.71	22.13	22.23		
P-4	4	0940	4.96	10.75	14.57		
P-9	4	0945	5.02	13.20	13.90		
SMBRP-2	4	0935	6.08	24.78	24.88		
SMBRP-6	2	~~0935~~	~~6.08~~	23.31	23.45		time 1010 / DTW 15.11
SMBRP-7B	2	1140	11.74	25.05	25.13		
SMBRP-8 (EC1-RC-MW01)	4	1025	26.81	40.25	40.46		
SMBRP-9	2	1030	37.94	44.91	45.40		
~~SMBRP-10C~~	—	—	—	—	~~25.00~~	—	—
SMBRP-12	2	0845	7.05	24.45	24.88		
SMBRP-13	2	0835	8.20	19.35	19.48		
SMBRP-15B	1	0855	DRY	8.29	8.40		
SMBRP-16	2	1250	4.77	25.00	25.00		
LAMW-5S	4	1035	57.29	73.41	73.43		
SMBRP-11	2	0825	8.77	20.03	20.38		
~~Lagoon~~	—	—	—	—	~~N/A~~	—	—

References:

ft bTOC – Feet below top of casing

Rincon Consultants Inc.

Scanned with CamScanner

Standard Purge Groundwater Sampling

Project No.: 20-09665
Date: 5.9.22

Rincon Personnel:	London L / JB	**Well ID:**	MCWP-MW04S
Project Name:	Malibu Civic Center annual GW	**Begin/End Time:**	1435 / 1512
Weather Conditions:	Clear windy	**Start Purge:**	1448

Well and Purging Information

Total Well Depth (ft btoc):	20.45	Well Diameter (in):	4
Static Depth to Water (ft btoc):	6.60	Screened Interval (ft btoc):	—
Length of Water Column (ft):	13.85	Pump Inlet Depth (ft btoc):	18.5'
One Casing Volume (gal):	9.00	3 Casing Volumes (gal):	27.01
DTW Indicator:	Solinst 102	Type of Pump:	ES

References:
0.5" Dia. = 0.01 gal/ft 1" Dia. = 0.041 gal/ft 2" Dia. = 0.16 gal/ft 4" Dia. = 0.65 gal/ft 6" Dia. = 1.46 gal/ft

Purge and Indicator Data

Purge Time	Flow Rate (gal/min)	Volume Purged (gal)	DTW (ft btoc)	Temp. (C)	Turbidity (NTU)	Cond. (mS/cm or µS/cm)	pH	Notes
1503	0.6	9.0	16.60	23.7	9.71	3.62 mS/cm	7.4	
1509			19.00					Dewatered 12gal
Parameters at Sampling:			8.60	20.1	3.42	3.15	7.17	

Target Well Recovery DTW: 9.08 = Static DTW 6.60 + (0.2 x Max. Drawdown 12.4)

Sample and Misc. Information

Sample Date: 5/10/22	Sample ID: MCWP-MW04S	Sampling Time: 5/10/22 0845
Did Well Dewater: (Yes) No	Field Meter Type: HANNA	Sampling Method: Bailer
Duplicate Collected: Yes (No)	Meter/Calibration Date: HANNA 5/9/22	Laboratory: Enthalpy
Duplicate ID: — @	Equipment Blank ID: — @	Number of Bottles:

Additional Notes:

Rincon Consultants Inc.

Scanned with CamScanner

Standard Purge Groundwater Sampling

Project No.: 20-09665
Date: 5.10.22

Rincon Personnel: Jon B / Landon L
Project Name: Malibu Civic Center annual GW
Weather Conditions: Clear, Sunny
Well ID: MCWP-MW07S
Begin/End Time: 0945 / 1120
Start Purge: 0958

Well and Purging Information

Total Well Depth (ft btoc):	17.11	Well Diameter (in):	2
Static Depth to Water (ft btoc):	6.00	Screened Interval (ft btoc):	-
Length of Water Column (ft):	11.11	Pump Inlet Depth (ft btoc):	~ 16.0
One Casing Volume (gal):	1.78	3 Casing Volumes (gal):	5.34
DTW Indicator:	Solinist 102	Type of Pump:	ES

References: 1" Dia. = 0.041 gal/ft; 4" Dia. = 0.65 gal/ft; 0.5" Dia. = 0.01 gal/ft; 2" Dia. = 0.16 gal/ft; 6" Dia. = 1.46 gal/ft

Purge and Indicator Data

Purge Time	Flow Rate (gal/min)	Volume Purged (gal)	DTW (ft btoc)	Temp. (C)	Turbidity (NTU)	Cond. (mS/cm or µS/cm)	pH	Notes
1002	0.4	2	14.21	21.2	134	1.34 mS	7.17	
1008	↓	4	15.20	21.6	390	1.37 mS	7.18	slowed down flow rate.
		6						Dewatered
Parameters at Sampling:			7.29	21.4	503	1.32 mS	7.21	

Target Well Recovery DTW: 7.84 = Static DTW 6.00 + (0.2 x Max. Drawdown 15.20)

Sample and Misc. Information

Sample Date: 5.10.22	Sample ID: MCWP-MW07S	Sampling Time: 1040
Did Well Dewater: Yes (circled) No	Field Meter Type: Hanna	Sampling Method: Dedicated Tubing
Duplicate Collected: Yes No (circled)	Meter/Calibration Date: 5.10.22	Laboratory: Enthalpy
Duplicate ID: N/A @	Equipment Blank ID: N/A @	Number of Bottles: 11

Additional Notes:

7.29

Rincon Consultants Inc.

Scanned with CamScanner

Standard Purge Groundwater Sampling

Project No.: 20-09665
Date: 5/10/22

Rincon Personnel:	LANDON C.	**Well ID:**	MCWP-MW07D
Project Name:	Malibu Civic Center annual GW	**Begin/End Time:**	0940 / 1120
Weather Conditions:	Clear	**Start Purge:**	0953

Well and Purging Information

Total Well Depth (ft btoc):	127.76	Well Diameter (in):	2
Static Depth to Water (ft btoc):	8.90	Screened Interval (ft btoc):	—
Length of Water Column (ft):	118.86	Pump Inlet Depth (ft btoc):	25.0
One Casing Volume (gal):	19.02	3 Casing Volumes (gal):	57.05
DTW Indicator:	Solinst 102	Type of Pump:	ES

References:
0.5" Dia. = 0.01 gal/ft 1" Dia. = 0.041 gal/ft 2" Dia. = 0.16 gal/ft 4" Dia. = 0.65 gal/ft 6" Dia. = 1.46 gal/ft

Purge and Indicator Data

Purge Time	Flow Rate (gal/min)	Volume Purged (gal)	DTW (ft btoc)	Temp. (C)	Turbidity (NTU)	Cond. (mS/cm or µS/cm)	pH	Notes
1012	1.2	19.5	9.01	22.0	3.1	1.27	7.22	
1028	↓	39.0	9.07	22.3	1.8	1.27	7.22	
1042	↓	58.5	9.12	22.6	~~1.8~~ 1.5	1.28	7.21	
Parameters at Sampling:			8.95	22.0	2.7	1.22	7.32	

Target Well Recovery DTW: 8.95 = Static DTW 8.90 + (0.2 x Max. Drawdown 0.22)

Sample and Misc. Information

Sample Date: 5/10/22	Sample ID: MCWP-MW07D	Sampling Time: 1100
Did Well Dewater: Yes (No)	Field Meter Type: HANNA	Sampling Method: Del. Tubing
Duplicate Collected: Yes (No)	Meter/Calibration Date: 5/10/22	Laboratory: Enthalpy
Duplicate ID: — @	Equipment Blank ID: — @	Number of Bottles: 11

Additional Notes:

Rincon Consultants Inc.

5 10 15 20 25 30 35 40 45 50 55

Scanned with CamScanner

Standard Purge Groundwater Sampling

Project No.: 20-09665
Date: 5-10.22

Rincon Personnel: Landon L / Jon B
Project Name: Malibu Civic Center annual GW
Weather Conditions: Clear, Sunny
Well ID: SMBRP-9
Begin/End Time: 1225 / 1330
Start Purge: 1234

Well and Purging Information

Total Well Depth (ft btoc):	44.93	Well Diameter (in):	2
Static Depth to Water (ft btoc):	38.00	Screened Interval (ft btoc):	–
Length of Water Column (ft):	6.93	Pump Inlet Depth (ft btoc):	43.0
One Casing Volume (gal):	1.10	3 Casing Volumes (gal):	3.33
DTW Indicator:	Solinist 102	Type of Pump:	ES

References:
0.5" Dia. = 0.01 gal/ft 1" Dia. = 0.041 gal/ft 2" Dia. = 0.16 gal/ft 4" Dia. = 0.65 gal/ft 6" Dia. = 1.46 gal/ft

Purge and Indicator Data

Purge Time	Flow Rate (gal/min)	Volume Purged (gal)	DTW (ft btoc)	Temp. (C)	Turbidity (NTU)	Cond. (mS/cm or µS/cm)	pH	Notes
1238	0.5	1.5	40.70	23.6	18.7	1.58 mS	7.01	
1241	↓	3.0	41.62	23.6	11.6	1.63	6.95	
1245	↓	4.5	42.81	23.8	48.5	1.72	6.96	
Parameters at Sampling:			38.70	23.1	9.26	1.72	6.95	

Target Well Recovery DTW: 38.96 = Static DTW 38.00 + (0.2 x Max. Drawdown 4.81)

Sample and Misc. Information

Sample Date: 5/10/22	Sample ID: SMBRP-9	Sampling Time: 1315
Did Well Dewater: Yes (No)	Field Meter Type: HANNA	Sampling Method: Ded. TUBING
Duplicate Collected: Yes (No)	Meter/Calibration Date: 5/10/22	Laboratory: Enthalpy
Duplicate ID: — @	Equipment Blank ID: — @	Number of Bottles: 11

Additional Notes:

Rincon Consultants Inc.

Scanned with CamScanner

Standard Purge Groundwater Sampling

Project No.: 20-09665
Date: 5/11/22

Rincon Personnel:	LANDON L. / SON B.	**Well ID:**	MCWP-MW04D
Project Name:	Malibu Civic Center annual GW	**Begin/End Time:**	0810 / 1040
Weather Conditions:	CLEAR	**Start Purge:**	0815

Well and Purging Information

Total Well Depth (ft btoc):	145.28	Well Diameter (in):	4
Static Depth to Water (ft btoc):	10.13	Screened Interval (ft btoc):	—
Length of Water Column (ft):	135.15	Pump Inlet Depth (ft btoc):	25.0
One Casing Volume (gal):	87.85	3 Casing Volumes (gal):	263.55
DTW Indicator:	Solinst 102	Type of Pump:	ES

References:
0.5" Dia. = 0.01 gal/ft; 1" Dia. = 0.041 gal/ft; 2" Dia. = 0.16 gal/ft; 4" Dia. = 0.65 gal/ft; 6" Dia. = 1.46 gal/ft

Purge and Indicator Data

Purge Time	Flow Rate (gal/min)	Volume Purged (gal)	DTW (ft btoc)	Temp. (C)	Turbidity (NTU)	Cond. (mS/cm or µS/cm)	pH	Notes
0906	~~1.29~~ 2.3	88	10.27	20.7	1.0	1.57	7.15	
0940	↓	176	10.35	20.2	0.8	1.55	7.17	
1013	↓	264	10.47	20.4	1.1	1.55	7.17	
Parameters at Sampling:			10.17	20.7	1.0	1.54	7.19	

Target Well Recovery DTW: 10.19 = Static DTW 10.13 + (0.2 x Max. Drawdown 0.34)

Sample and Misc. Information

Sample Date: 5/11/22	Sample ID: MCWP-MW04D	Sampling Time: 1025
Did Well Dewater: Yes (No)	Field Meter Type: HANNA	Sampling Method: DED. TUBING
Duplicate Collected: Yes (No)	Meter/Calibration Date: 5/11/22	Laboratory: ENTHALPY
Duplicate ID: — @	Equipment Blank ID: — @	Number of Bottles: 11

Additional Notes:

$\frac{5}{3.87} = \frac{88}{x}$ 68

Rincon Consultants Inc.

0923

Scanned with CamScanner

Standard Purge Groundwater Sampling

Project No.: 20-09665
Date: 5.11.21

Rincon Personnel: Jon B / Landon L
Project Name: Malibu Civic Center annual GW
Weather Conditions: Sunny, Clear
Well ID: MCWP-MW09
Begin/End Time: 1140 / 1300
Start Purge: 1157

Well and Purging Information

Total Well Depth (ft btoc):	88.99	Well Diameter (in):	2
Static Depth to Water (ft btoc):	7.09	Screened Interval (ft btoc):	-
Length of Water Column (ft):	81.90	Pump Inlet Depth (ft btoc):	32
One Casing Volume (gal):	13.1	3 Casing Volumes (gal):	39.3
DTW Indicator:	Solinist 102	Type of Pump:	ES

References:
0.5" Dia. = 0.01 gal/ft 1" Dia. = 0.041 gal/ft 2" Dia. = 0.16 gal/ft 4" Dia. = 0.65 gal/ft 6" Dia. = 1.46 gal/ft

Purge and Indicator Data

Purge Time	Flow Rate (gal/min)	Volume Purged (gal)	DTW (ft btoc)	Temp. (C)	Turbidity (NTU)	Cond. (mS/cm or µS/cm)	pH	Notes
1208	1.24	14	7.64	21.5	2.47	2.37mS	7.37	
1219	↓	28	7.68	21.3	1.80	2.41	7.42	
1231	↓	42	7.37	21.3	1.74	2.43	7.38	

Parameters at Sampling:	7.18	21.0	1.54	2.43	7.44

Target Well Recovery DTW: 7.29 = Static DTW 7.09 + (0.2 x Max. Drawdown 0.59)

Sample and Misc. Information

Sample Date:	5.11.22	Sample ID:	MCWP-MW09	Sampling Time:	1240
Did Well Dewater:	Yes (No)	Field Meter Type:	Hanna	Sampling Method:	Ded Tubing
Duplicate Collected:	Yes (No)	Meter/Calibration Date:	5.11.22	Laboratory:	Enthalpy
Duplicate ID:	N/A @	Equipment Blank ID:	N/A @	Number of Bottles:	11

Additional Notes:

Rincon Consultants Inc.

Scanned with CamScanner

Standard Purge Groundwater Sampling

Project No.: 20-09665
Date: 5/11/22

Rincon Personnel:	LANDON L.	**Well ID:**	SMBRP-12
Project Name:	Malibu Civic Center annual GW	**Begin/End Time:**	1140 / 1235
Weather Conditions:	clear	**Start Purge:**	1150

Well and Purging Information

Total Well Depth (ft btoc):	24.47	Well Diameter (in):	2
Static Depth to Water (ft btoc):	7.38	Screened Interval (ft btoc):	—
Length of Water Column (ft):	17.09	Pump Inlet Depth (ft btoc):	20.0
One Casing Volume (gal):	2.73	3 Casing Volumes (gal):	8.19
DTW Indicator:	Solinst 102	Type of Pump:	ES

References: 1" Dia. = 0.041 gal/ft; 4" Dia. = 0.65 gal/ft; 0.5" Dia. = 0.01 gal/ft; 2" Dia. = 0.16 gal/ft; 6" Dia. = 1.46 gal/ft

Purge and Indicator Data

Purge Time	Flow Rate (gal/min)	Volume Purged (gal)	DTW (ft btoc)	Temp. (C)	Turbidity (NTU)	Cond. (mS/cm or µS/cm)	pH	Notes
1155	0.6	3.0	7.77	22.8	5.0	2.61	7.00	
1200	↓	6.0	7.77	22.1	1.9	2.62	7.06	
1205	↓	9.0	7.77	21.9	1.5	2.62	7.06	
Parameters at Sampling:			7.40	21.6	1.5	2.60	7.10	

Target Well Recovery DTW: 7.45 = Static DTW 7.38 + (0.2 x Max. Drawdown 0.39)

Sample and Misc. Information

Sample Date: 5/11/22	Sample ID: SMBRP-12	Sampling Time: 1220
Did Well Dewater: Yes No	Field Meter Type: HANNA	Sampling Method: Ded. Tubing
Duplicate Collected: Yes (No)	Meter/Calibration Date: 5/11/22	Laboratory: Enthalpy
Duplicate ID: — @	Equipment Blank ID: — @	Number of Bottles: 11

Additional Notes:

Rincon Consultants Inc.

Scanned with CamScanner

Surface Water Sampling

Job No: 20-09665	**Event:** Second Quarter 2022
Project: Malibu CCWTF	**Date:** May 10, 2022
Location: Malibu, CA	**Sampled By:** Lindsey Stockton

CONDITIONS

Weather: Clear	**Wind:** Slight Breeze
Estuary Berm: Open	

DAILY TIDES

LOW	Time: 12:18	Feet: 0.35	**HIGH**	Time: 05:21	Feet: 3.87

VISUAL OBSERVATIONS

Location	Time	Sea State	Water Clarity	Water Color	Odors	Floatables	Birds/Wildlife Type, # On Land # In Water
N-001	11:57	Calm	Clear	Clear	None	None	N/A, ,
N-002	12:09	Calm	Clear	Clear	None	None	N/A, ,
N-003	10:48	Calm	Clear	Clear	None	None	Western gull , 2, 0 Snowy egret, 1, 0
N-004	09:41	Calm	Clear	Clear	None	None	Western Gull, 8, 9
L-001	08:36	Calm	Clear	Brown	None	None	Black-crowned night heron, 2, 0
L-002	09:08	Calm	Cloudy	Brown	None	None	N/A, ,
L-003	08:53	Calm	Cloudy	Brown	None	None	N/A, ,
L-004	10:16	Calm	Cloudy	Brown	None	None	Cormorant, 2, 17 Pelican , 25, 7 Caspian tern, 30, 18
L-005	11:00	Calm	Clear	Yellow	None	None	Pelican, 60, 3 Caspian tern, 13, 12 Western gull, 10, 5
L-006	10:32	Calm	Clear	Brown	None	Garbage	N/a, ,

Appendix B

Analytical Laboratory Reports

Enthalpy Analytical
931 West Barkley Ave
Orange, CA 92868
(714) 771-6900

enthalpy.com

Lab Job Number: 462600
Report Level: II
Report Date: 05/20/2022

Analytical Report *prepared for:*

Kiernan Brtalik
Rincon Consultants - Ventura
2060 Knoll Drive
Unit B
Ventura, CA 93001

Project: MALIBU - Malibu - Quarterly

Authorized for release by:

Ranjit K Clarke, Client Services Manager
(714) 771-9906
Ranjit.Clarke@enthalpy.com

This data package has been reviewed for technical correctness and completeness. Release of this data has been authorized by the Laboratory Manager or the Manager's designee, as verified by the above signature which applies to this PDF file as well as any associated electronic data deliverable files. The results contained in this report meet all requirements of NELAP and pertain only to those samples which were submitted for analysis. This report may be reproduced only in its entirety.

CA ELAP# 1338, NELAP# 4038, SCAQMD LAP# 18LA0518, LACSD ID# 10105

ENTHALPY ANALYTICAL

Sample Summary

Kiernan Brtalik Rincon Consultants - Ventura 2060 Knoll Drive Unit B Ventura, CA 93001		Lab Job #: Project No: Location: Date Received:	462600 MALIBU Malibu - Quarterly 05/10/22

Sample ID	Lab ID	Collected	Matrix
N-001	462600-001	05/10/22 11:57	Water
N-002	462600-002	05/10/22 12:09	Water
N-003	462600-003	05/10/22 10:48	Water
N-004	462600-004	05/10/22 09:41	Water
L-001	462600-005	05/10/22 09:37	Water
L-002	462600-006	05/10/22 09:08	Water
L-003	462600-007	05/10/22 08:53	Water
L-004	462600-008	05/10/22 10:16	Water
L-005	462600-009	05/10/22 11:00	Water
L-006	462600-010	05/10/22 10:32	Water

ENTHALPHY ANALYTICAL, INC.	Chain of Custody Record	Turn Around Time (Rush by advanced notice only)
931 W. Barkley Ave., Orange, CA 92868	Lab No: 462600	Standard: X; 4 Day: ; 3 Day:
Phone: (714) 771-6900 Fax: (714) 538-1209	Page: 1 of 1	2 Day: ; 1 Day: ; Same Day:
Billing: Enthalpy - SoCal c/o Montrose Environmental Group 1 Park Plaza, Suite 1000, Irvine, CA 92614	**Matrix:** A = Air DW = Drinking Water FL = Food Liquid FS = Food Solid L = Liquid PP = Pure Product S = Solid SeaW = Sea Water SW = Swab W = Water WP = Wipe O = Other	**Preservatives:** 1 = $Na_2S_2O_3$ 2 = HCl 3 = HNO_3 4 = H_2SO_4 5 = NaOH 6 = Other

CUSTOMER INFORMATION		PROJECT INFORMATION	
Company:	Rincon Consultants	Name:	Malibu - Quarterly
Report To:	Kiernan Brtalik	Number:	
Email:		P.O. #:	
Address:	180 N. Ashwood Ave.	Address:	
	Ventura, CA 93003		
Phone:		Global ID:	
Cell:		Sampled By:	Lindsey Stockton

Sample ID	Sampling Date	Sampling Time	Matrix	Container No. / Size	Pres.	Total /Fecal Coliforms - SM 9223 Quantitray	EPA 300.0: NO2,NO3	TKN; NH3; Phosphorus, Organic Nitrogen	Test Instructions / Comments
N-001	5/10/22	11:57	SeaW	4 Bottles		X	X	X	5.3 / 2.6 5.1 / 1.1
N-002		12:09				X	X	X	
N-003		10:48				X	X	X	
N-004		9:41				X	X	X	
L-001		9:37				X	X	X	
L-002		9:08				X	X	X	
L-003		8:53				X	X	X	
L-004		10:16				X	X	X	
L-005		11:00				X	X	X	
L-006		10:32				X	X	X	

	Signature	Print Name	Company / Title	Date / Time
1 Relinquished By:		Lindsey Stockton	Rincon/Biologist	5/10 1244
1 Received By:	LANDON L.	LANDON LUJAN	RINCON	5/10 1244
2 Relinquished By:		LANDON LUJAN	RINCON	5/10 1352
2 Received By:		N. Clk6	EA	5-10-22 1352
3 Relinquished By:		N. Clk6	EA	5-10-22 1650
3 Received By:		Elizabeth Ramirez	EA	5-10-22 16:50

ENTHALPY ANALYTICAL

SAMPLE ACCEPTANCE CHECKLIST

Section 1

Client: Rincon

Project: Malibu- Quarterly

Date Received: 5/10/22

Sampler's Name Present: ☑ Yes ☐ No

Section 2

Sample(s) received in a cooler? ☑ Yes, How many? 2 ☐ No (skip section 2)

Sample Temp (°C) (No Cooler): _____

Sample Temp (°C), One from each cooler: #1: 5.3 #2: 5.1 #3: _____ #4: _____

(Acceptance range is < 6°C but not frozen (for Microbiology samples, acceptance range is < 10°C but not frozen). It is acceptable for samples collected the same day as sample receipt to have a higher temperature as long as there is evidence that cooling has begun.)

Shipping Information: _____

Section 3

Was the cooler packed with: ☑ Ice ☐ Ice Packs ☐ Bubble Wrap ☐ Styrofoam ☐ Paper ☐ None ☐ Other _____

Cooler Temp (°C): #1: 2.6 #2: 1.1 #3: _____ #4: _____

Section 4	YES	NO	N/A
Was a COC received?	✓		
Are sample IDs present?	✓		
Are sampling dates & times present?	✓		
Is a relinquished signature present?	✓		
Are the tests required clearly indicated on the COC?	✓		
Are custody seals present?		✓	
If custody seals are present, were they intact?			✓
Are all samples sealed in plastic bags? (Recommended for Microbiology samples)	✓		
Did all samples arrive intact? If no, indicate in Section 4 below.	✓		
Did all bottle labels agree with COC? (ID, dates and times)	✓		
Were the samples collected in the correct containers for the required tests?	✓		
Are the containers labeled with the correct preservatives?	✓		
Is there headspace in the VOA vials greater than 5-6 mm in diameter?			✓
Was a sufficient amount of sample submitted for the requested tests?	✓		

Section 5 Explanations/Comments

Unpreserved container cap received switched with the preserved H_2SO_4 container cap. Possible contamination of H_2SO_4 on unpreserved sample for "N-004"

Section 6

For discrepancies, how was the Project Manager notified? ☐ Verbal PM Initials: _____ Date/Time _____

☑ Email (email sent to/on): RKC/ 5/10/22

Project Manager's response:

Completed By: _____ Date: 5/10/22

ENTHALPY ANALYTICAL

Analysis Results for 462600

Kiernan Brtalik
Rincon Consultants - Ventura
2060 Knoll Drive
Unit B
Ventura, CA 93001

Lab Job #: 462600
Project No: MALIBU
Location: Malibu - Quarterly
Date Received: 05/10/22

Sample ID: N-001 **Lab ID: 462600-001** **Collected: 05/10/22 11:57**
Matrix: Water

462600-001 Analyte	Result	Qual	Units	RL	MDL	DF	Batch	Prepared	Analyzed	Chemist
Method: EPA 300.0 Prep Method: METHOD										
Nitrogen, Nitrite	ND		mg/L	5.0	1.0	50	289251	05/11/22 12:10	05/11/22 17:52	RKV
Nitrogen, Nitrate	ND		mg/L	5.0	1.6	50	289251	05/11/22 12:10	05/11/22 17:52	RKV
Method: EPA 350.1 Prep Method: METHOD										
Ammonia-N	ND		mg/L	0.10	0.045	1	289551	05/17/22	05/17/22	ATP
Method: EPA 351.2 Prep Method: METHOD										
Nitrogen, Total Kjeldahl	ND		mg/L	0.40	0.12	1	289246	05/18/22	05/18/22	ATP
Method: ORGANIC NITROGEN										
Organic Nitrogen as N	ND		mg/L			1	289714	05/19/22	05/19/22	SLL
Method: SM 4500-P-B5-E										
Phosphorus	**0.23**		mg/L	0.020	0.0054	1	289473	05/16/22	05/16/22	ATP
Method: SM 9223Bb										
Fecal Coliform	<1.0		MPN/100ml	1.0		1	289182	05/10/22 17:30	05/11/22 11:58	PAS
Coliform, Total	**70**		MPN/100ml	1.0		1	289182	05/10/22 17:30	05/11/22 11:58	PAS

Results for any subcontracted analyses are not included in this section.

ENTHALPY ANALYTICAL

Analysis Results for 462600

Sample ID: N-002	Lab ID: 462600-002	Collected: 05/10/22 12:09
	Matrix: Water	

462600-002 Analyte	Result	Qual	Units	RL	MDL	DF	Batch	Prepared	Analyzed	Chemist
Method: EPA 300.0 Prep Method: METHOD										
Nitrogen, Nitrite	ND		mg/L	5.0	1.0	50	289251	05/11/22 12:10	05/11/22 18:26	RKV
Nitrogen, Nitrate	ND		mg/L	5.0	1.6	50	289251	05/11/22 12:10	05/11/22 18:26	RKV
Method: EPA 350.1 Prep Method: METHOD										
Ammonia-N	ND		mg/L	0.10	0.045	1	289551	05/17/22	05/17/22	ATP
Method: EPA 351.2 Prep Method: METHOD										
Nitrogen, Total Kjeldahl	**0.18**	J	mg/L	0.40	0.12	1	289246	05/18/22	05/18/22	ATP
Method: ORGANIC NITROGEN										
Organic Nitrogen as N	**0.18**		mg/L			1	289714	05/19/22	05/19/22	SLL
Method: SM 4500-P-B5-E										
Phosphorus	**0.21**		mg/L	0.020	0.0054	1	289473	05/16/22	05/16/22	ATP
Method: SM 9223Bb										
Fecal Coliform	<1.0		MPN/100ml	1.0		1	289182	05/10/22 17:30	05/11/22 11:58	PAS
Coliform, Total	**33**		MPN/100ml	1.0		1	289182	05/10/22 17:30	05/11/22 11:58	PAS

Sample ID: N-003	Lab ID: 462600-003	Collected: 05/10/22 10:48
	Matrix: Water	

462600-003 Analyte	Result	Qual	Units	RL	MDL	DF	Batch	Prepared	Analyzed	Chemist
Method: EPA 300.0 Prep Method: METHOD										
Nitrogen, Nitrite	ND		mg/L	5.0	1.0	50	289251	05/11/22 12:10	05/11/22 18:59	RKV
Nitrogen, Nitrate	ND		mg/L	5.0	1.6	50	289251	05/11/22 12:10	05/11/22 18:59	RKV
Method: EPA 350.1 Prep Method: METHOD										
Ammonia-N	ND		mg/L	0.10	0.045	1	289551	05/17/22	05/17/22	ATP
Method: EPA 351.2 Prep Method: METHOD										
Nitrogen, Total Kjeldahl	**0.48**		mg/L	0.40	0.12	1	289246	05/18/22	05/18/22	ATP
Method: ORGANIC NITROGEN										
Organic Nitrogen as N	**0.48**		mg/L			1	289714	05/19/22	05/19/22	SLL
Method: SM 4500-P-B5-E										
Phosphorus	**0.087**		mg/L	0.020	0.0054	1	289473	05/16/22	05/16/22	ATP
Method: SM 9223Bb										
Fecal Coliform	<1.0		MPN/100ml	1.0		1	289182	05/10/22 17:30	05/11/22 11:58	PAS
Coliform, Total	**180**		MPN/100ml	1.0		1	289182	05/10/22 17:30	05/11/22 11:58	PAS

Results for any subcontracted analyses are not included in this section.

ENTHALPY ANALYTICAL

Analysis Results for 462600

Sample ID: N-004	Lab ID: 462600-004	Collected: 05/10/22 09:41
	Matrix: Water	

462600-004 Analyte	Result	Qual	Units	RL	MDL	DF	Batch	Prepared	Analyzed	Chemist
Method: EPA 300.0 Prep Method: METHOD										
Nitrogen, Nitrite	ND		mg/L	5.0	1.0	50	289251	05/11/22 12:10	05/11/22 19:44	RKV
Nitrogen, Nitrate	ND		mg/L	5.0	1.6	50	289251	05/11/22 12:10	05/11/22 19:44	RKV
Method: EPA 350.1 Prep Method: METHOD										
Ammonia-N	ND		mg/L	0.10	0.045	1	289551	05/17/22	05/17/22	ATP
Method: EPA 351.2 Prep Method: METHOD										
Nitrogen, Total Kjeldahl	**0.37**	J	mg/L	0.40	0.12	1	289246	05/18/22	05/18/22	ATP
Method: ORGANIC NITROGEN										
Organic Nitrogen as N	**0.37**		mg/L			1	289714	05/19/22	05/19/22	SLL
Method: SM 4500-P-B5-E										
Phosphorus	**0.14**		mg/L	0.020	0.0054	1	289473	05/16/22	05/16/22	ATP
Method: SM 9223Bb										
Fecal Coliform	<1.0		MPN/100ml	1.0		1	289182	05/10/22 17:30	05/11/22 11:58	PAS
Coliform, Total	**57**		MPN/100ml	1.0		1	289182	05/10/22 17:30	05/11/22 11:58	PAS

Sample ID: L-001	Lab ID: 462600-005	Collected: 05/10/22 09:37
	Matrix: Water	

462600-005 Analyte	Result	Qual	Units	RL	MDL	DF	Batch	Prepared	Analyzed	Chemist
Method: EPA 300.0 Prep Method: METHOD										
Nitrogen, Nitrite	ND		mg/L	0.10	0.02	1	289251	05/10/22 10:00	05/10/22 23:01	RKV
Nitrogen, Nitrate	**0.10**	J	mg/L	0.10	0.03	1	289251	05/10/22 10:00	05/10/22 23:01	RKV
Method: EPA 350.1 Prep Method: METHOD										
Ammonia-N	ND		mg/L	0.10	0.045	1	289551	05/17/22	05/17/22	ATP
Method: EPA 351.2 Prep Method: METHOD										
Nitrogen, Total Kjeldahl	**0.32**	J	mg/L	0.40	0.12	1	289246	05/18/22	05/18/22	ATP
Method: ORGANIC NITROGEN										
Organic Nitrogen as N	**0.32**		mg/L			1	289714	05/19/22	05/19/22	SLL
Method: SM 4500-P-B5-E										
Phosphorus	**0.41**		mg/L	0.020	0.0054	1	289473	05/16/22	05/16/22	ATP
Method: SM 9223Bb										
Fecal Coliform	**2.0**		MPN/100ml	1.0		1	289182	05/10/22 17:30	05/11/22 11:58	PAS
Coliform, Total	**650**		MPN/100ml	1.0		1	289182	05/10/22 17:30	05/11/22 11:58	PAS

Results for any subcontracted analyses are not included in this section.

ENTHALPY ANALYTICAL

Analysis Results for 462600

Sample ID: L-002	Lab ID: 462600-006	Collected: 05/10/22 09:08
	Matrix: Water	

462600-006 Analyte	Result	Qual	Units	RL	MDL	DF	Batch	Prepared	Analyzed	Chemist
Method: EPA 300.0 Prep Method: METHOD										
Nitrogen, Nitrite	ND		mg/L	0.10	0.02	1	289251	05/10/22 10:00	05/10/22 23:18	RKV
Nitrogen, Nitrate	**0.74**		mg/L	0.10	0.03	1	289251	05/10/22 10:00	05/10/22 23:18	RKV
Method: EPA 350.1 Prep Method: METHOD										
Ammonia-N	ND		mg/L	0.10	0.045	1	289551	05/17/22	05/17/22	ATP
Method: EPA 351.2 Prep Method: METHOD										
Nitrogen, Total Kjeldahl	**0.30**	J	mg/L	0.40	0.12	1	289246	05/18/22	05/18/22	ATP
Method: ORGANIC NITROGEN										
Organic Nitrogen as N	**0.30**		mg/L			1	289714	05/19/22	05/19/22	SLL
Method: SM 4500-P-B5-E										
Phosphorus	**0.21**		mg/L	0.020	0.0054	1	289473	05/16/22	05/16/22	ATP
Method: SM 9223Bb										
Fecal Coliform	**18**		MPN/100ml	1.0		1	289182	05/10/22 17:30	05/11/22 11:58	PAS
Coliform, Total	**>2,400**		MPN/100ml	1.0		1	289182	05/10/22 17:30	05/11/22 11:58	PAS

Sample ID: L-003	Lab ID: 462600-007	Collected: 05/10/22 08:53
	Matrix: Water	

462600-007 Analyte	Result	Qual	Units	RL	MDL	DF	Batch	Prepared	Analyzed	Chemist
Method: EPA 300.0 Prep Method: METHOD										
Nitrogen, Nitrite	ND		mg/L	0.10	0.02	1	289251	05/10/22 10:00	05/11/22 00:08	RKV
Nitrogen, Nitrate	ND		mg/L	0.10	0.03	1	289251	05/10/22 10:00	05/11/22 00:08	RKV
Method: EPA 350.1 Prep Method: METHOD										
Ammonia-N	ND		mg/L	0.10	0.045	1	289551	05/17/22	05/17/22	ATP
Method: EPA 351.2 Prep Method: METHOD										
Nitrogen, Total Kjeldahl	**2.1**		mg/L	0.40	0.12	1	289246	05/18/22	05/18/22	ATP
Method: ORGANIC NITROGEN										
Organic Nitrogen as N	**2.1**		mg/L			1	289714	05/19/22	05/19/22	SLL
Method: SM 4500-P-B5-E										
Phosphorus	**0.34**		mg/L	0.020	0.0054	1	289473	05/16/22	05/16/22	ATP
Method: SM 9223Bb										
Fecal Coliform	**36**		MPN/100ml	1.0		1	289182	05/10/22 17:30	05/11/22 11:58	PAS
Coliform, Total	**>2,400**		MPN/100ml	1.0		1	289182	05/10/22 17:30	05/11/22 11:58	PAS

Results for any subcontracted analyses are not included in this section.

ENTHALPY ANALYTICAL

Analysis Results for 462600

Sample ID: L-004	Lab ID: 462600-008	Collected: 05/10/22 10:16
	Matrix: Water	

462600-008 Analyte	Result	Qual	Units	RL	MDL	DF	Batch	Prepared	Analyzed	Chemist
Method: EPA 300.0 Prep Method: METHOD										
Nitrogen, Nitrite	ND		mg/L	0.10	0.02	1	289251	05/10/22 10:20	05/11/22 00:25	RKV
Nitrogen, Nitrate	ND		mg/L	0.10	0.03	1	289251	05/10/22 10:20	05/11/22 00:25	RKV
Method: EPA 350.1 Prep Method: METHOD										
Ammonia-N	**0.39**		mg/L	0.10	0.045	1	289551	05/17/22	05/17/22	ATP
Method: EPA 351.2 Prep Method: METHOD										
Nitrogen, Total Kjeldahl	**31**		mg/L	10	3.1	25	289246	05/18/22	05/18/22	ATP
Method: ORGANIC NITROGEN										
Organic Nitrogen as N	**31**		mg/L			1	289714	05/19/22	05/19/22	SLL
Method: SM 4500-P-B5-E										
Phosphorus	**1.7**		mg/L	0.10	0.027	5	289473	05/16/22	05/16/22	ATP
Method: SM 9221B Prep Method: METHOD										
Coliform, Total	**170**		MPN/100ml	1.8		1	289183	05/10/22 17:11	05/14/22 12:50	SMT
Method: SM 9221E Prep Method: METHOD										
Fecal Coliform	**110**		MPN/100ml	1.8		1	289183	05/10/22 17:11	05/13/22 13:14	PAS

Results for any subcontracted analyses are not included in this section.

ENTHALPY ANALYTICAL

Analysis Results for 462600

Sample ID: L-005	Lab ID: 462600-009	Collected: 05/10/22 11:00
	Matrix: Water	

462600-009 Analyte	Result	Qual	Units	RL	MDL	DF	Batch	Prepared	Analyzed	Chemist
Method: EPA 300.0 Prep Method: METHOD										
Nitrogen, Nitrite	ND		mg/L	0.10	0.02	1	289251	05/10/22 11:00	05/11/22 00:42	RKV
Nitrogen, Nitrate	ND		mg/L	0.10	0.03	1	289251	05/10/22 11:00	05/11/22 00:42	RKV
Method: EPA 350.1 Prep Method: METHOD										
Ammonia-N	ND		mg/L	0.10	0.045	1	289551	05/17/22	05/17/22	ATP
Method: EPA 351.2 Prep Method: METHOD										
Nitrogen, Total Kjeldahl	**4.6**		mg/L	0.40	0.12	1	289246	05/18/22	05/18/22	ATP
Method: ORGANIC NITROGEN										
Organic Nitrogen as N	**4.6**		mg/L			1	289714	05/19/22	05/19/22	SLL
Method: SM 4500-P-B5-E										
Phosphorus	**0.68**		mg/L	0.020	0.0054	1	289473	05/16/22	05/16/22	ATP
Method: SM 9223Bb										
Fecal Coliform	**10**		MPN/100ml	1.0		1	289182	05/10/22 17:30	05/11/22 11:58	PAS
Coliform, Total	**>2,400**		MPN/100ml	1.0		1	289182	05/10/22 17:30	05/11/22 11:58	PAS

Sample ID: L-006	Lab ID: 462600-010	Collected: 05/10/22 10:32
	Matrix: Water	

462600-010 Analyte	Result	Qual	Units	RL	MDL	DF	Batch	Prepared	Analyzed	Chemist
Method: EPA 300.0 Prep Method: METHOD										
Nitrogen, Nitrite	ND		mg/L	0.10	0.02	1	289251	05/10/22 11:00	05/11/22 14:32	RKV
Nitrogen, Nitrate	ND		mg/L	0.10	0.03	1	289251	05/10/22 11:00	05/11/22 14:32	RKV
Method: EPA 350.1 Prep Method: METHOD										
Ammonia-N	ND		mg/L	0.10	0.045	1	289551	05/17/22	05/17/22	ATP
Method: EPA 351.2 Prep Method: METHOD										
Nitrogen, Total Kjeldahl	**0.64**		mg/L	0.40	0.12	1	289246	05/18/22	05/18/22	ATP
Method: ORGANIC NITROGEN										
Organic Nitrogen as N	**0.64**		mg/L			1	289714	05/19/22	05/19/22	SLL
Method: SM 4500-P-B5-E										
Phosphorus	**0.20**		mg/L	0.020	0.0054	1	289473	05/16/22	05/16/22	ATP
Method: SM 9223Bb										
Fecal Coliform	**130**		MPN/100ml	1.0		1	289182	05/10/22 17:30	05/11/22 11:58	PAS
Coliform, Total	**>2,400**		MPN/100ml	1.0		1	289182	05/10/22 17:30	05/11/22 11:58	PAS

Results for any subcontracted analyses are not included in this section.

Analysis Results for 462600

<	Value is less than indicated concentration
>	Value exceeds indicated concentration
J	Estimated value
ND	Not Detected

Results for any subcontracted analyses are not included in this section.

ENTHALPY ANALYTICAL

Batch QC

Type:	**Blank**	**Lab ID:**	**QC988987**	**Batch:**	**289251**
Matrix:	**Drinking Water**	**Method:**	**EPA 300.0**	**Prep Method:**	**METHOD**

QC988987 Analyte	Result	Qual	Units	RL	MDL	Prepared	Analyzed
Nitrogen, Nitrite	ND		mg/L	0.10	0.02	05/11/22 12:10	05/11/22 21:08
Nitrogen, Nitrate	ND		mg/L	0.10	0.03	05/11/22 12:10	05/11/22 21:08

Type:	**Lab Control Sample**	**Lab ID:**	**QC988988**	**Batch:**	**289251**
Matrix:	**Drinking Water**	**Method:**	**EPA 300.0**	**Prep Method:**	**METHOD**

QC988988 Analyte	Result	Spiked	Units	Recovery	Qual	Limits
Nitrogen, Nitrite	2.468	2.283	mg/L	108%		90-110
Nitrogen, Nitrate	2.362	2.259	mg/L	105%		90-110

Type:	**Matrix Spike**	**Lab ID:**	**QC988989**	**Batch:**	**289251**
Matrix (Source ID):	**Drinking Water (462681-001)**	**Method:**	**EPA 300.0**	**Prep Method:**	**METHOD**

QC988989 Analyte	Result	Source Sample Result	Spiked	Units	Recovery	Qual	Limits	DF
Nitrogen, Nitrite	1.661	0.02576	1.827	mg/L	90%		80-120	1
Nitrogen, Nitrate	2.101	ND	1.807	mg/L	116%		80-120	1

Type:	**Matrix Spike Duplicate**	**Lab ID:**	**QC988990**	**Batch:**	**289251**
Matrix (Source ID):	**Drinking Water (462681-001)**	**Method:**	**EPA 300.0**	**Prep Method:**	**METHOD**

QC988990 Analyte	Result	Source Sample Result	Spiked	Units	Recovery	Qual	Limits	RPD	RPD Lim	DF
Nitrogen, Nitrite	1.665	0.02576	1.827	mg/L	90%		80-120	0	20	1
Nitrogen, Nitrate	2.089	ND	1.807	mg/L	116%		80-120	1	20	1

Type:	**Matrix Spike**	**Lab ID:**	**QC988991**	**Batch:**	**289251**
Matrix (Source ID):	**Drinking Water (462692-001)**	**Method:**	**EPA 300.0**	**Prep Method:**	**METHOD**

QC988991 Analyte	Result	Source Sample Result	Spiked	Units	Recovery	Qual	Limits	DF
Nitrogen, Nitrite	1.705	0.02408	1.827	mg/L	92%		80-120	1
Nitrogen, Nitrate	2.056	ND	1.807	mg/L	114%		80-120	1

ENTHALPY ANALYTICAL

Batch QC

Type:	Matrix Spike Duplicate	Lab ID:	QC988992	Batch:	289251
Matrix (Source ID):	Drinking Water (462692-001)	Method:	EPA 300.0	Prep Method:	METHOD

QC988992 Analyte	Result	Source Sample Result	Spiked	Units	Recovery	Qual	Limits	RPD	RPD Lim	DF
Nitrogen, Nitrite	1.708	0.02408	1.827	mg/L	92%		80-120	0	20	1
Nitrogen, Nitrate	2.072	ND	1.807	mg/L	115%		80-120	1	20	1

Type:	Blank	Lab ID:	QC989867	Batch:	289551
Matrix:	Water	Method:	EPA 350.1	Prep Method:	METHOD

QC989867 Analyte	Result	Qual	Units	RL	MDL	Prepared	Analyzed
Ammonia-N	ND		mg/L	0.10	0.045	05/17/22	05/17/22

Type:	Lab Control Sample	Lab ID:	QC989868	Batch:	289551
Matrix:	Water	Method:	EPA 350.1	Prep Method:	METHOD

QC989868 Analyte	Result	Spiked	Units	Recovery	Qual	Limits
Ammonia-N	2.622	2.500	mg/L	105%		80-120

Type:	Blank	Lab ID:	QC989869	Batch:	289551
Matrix:	Water	Method:	EPA 350.1	Prep Method:	METHOD

QC989869 Analyte	Result	Qual	Units	RL	MDL	Prepared	Analyzed
Ammonia-N	ND		mg/L	0.10	0.045	05/17/22	05/17/22

Type:	Lab Control Sample	Lab ID:	QC989870	Batch:	289551
Matrix:	Water	Method:	EPA 350.1	Prep Method:	METHOD

QC989870 Analyte	Result	Spiked	Units	Recovery	Qual	Limits
Ammonia-N	2.607	2.500	mg/L	104%		80-120

Type:	Matrix Spike	Lab ID:	QC989871	Batch:	289551
Matrix (Source ID):	Water (462538-001)	Method:	EPA 350.1	Prep Method:	METHOD

QC989871 Analyte	Result	Source Sample Result	Spiked	Units	Recovery	Qual	Limits	DF
Ammonia-N	12.47	ND	12.50	mg/L	100%		80-120	5

ENTHALPY ANALYTICAL

Batch QC

Type:	Matrix Spike Duplicate	Lab ID:	QC989872	Batch:	289551
Matrix (Source ID):	Water (462538-001)	Method:	EPA 350.1	Prep Method:	METHOD

QC989872 Analyte	Result	Source Sample Result	Spiked	Units	Recovery	Qual	Limits	RPD	RPD Lim	DF
Ammonia-N	12.59	ND	12.50	mg/L	101%		80-120	1	20	5

Type:	Matrix Spike	Lab ID:	QC989873	Batch:	289551
Matrix (Source ID):	Water (462689-001)	Method:	EPA 350.1	Prep Method:	METHOD

QC989873 Analyte	Result	Source Sample Result	Spiked	Units	Recovery	Qual	Limits	DF
Ammonia-N	2.632	ND	2.500	mg/L	105%		80-120	1

Type:	Matrix Spike Duplicate	Lab ID:	QC989874	Batch:	289551
Matrix (Source ID):	Water (462689-001)	Method:	EPA 350.1	Prep Method:	METHOD

QC989874 Analyte	Result	Source Sample Result	Spiked	Units	Recovery	Qual	Limits	RPD	RPD Lim	DF
Ammonia-N	2.600	ND	2.500	mg/L	104%		80-120	1	20	1

Type:	Blank	Lab ID:	QC988966	Batch:	289246
Matrix:	Water	Method:	EPA 351.2	Prep Method:	METHOD

QC988966 Analyte	Result	Qual	Units	RL	MDL	Prepared	Analyzed
Nitrogen, Total Kjeldahl	ND		mg/L	0.20	0.062	05/18/22	05/18/22

Type:	Lab Control Sample	Lab ID:	QC988967	Batch:	289246
Matrix:	Water	Method:	EPA 351.2	Prep Method:	METHOD

QC988967 Analyte	Result	Spiked	Units	Recovery	Qual	Limits
Nitrogen, Total Kjeldahl	2.310	2.500	mg/L	92%		90-110

Type:	Matrix Spike	Lab ID:	QC988968	Batch:	289246
Matrix (Source ID):	Water (462600-001)	Method:	EPA 351.2	Prep Method:	METHOD

QC988968 Analyte	Result	Source Sample Result	Spiked	Units	Recovery	Qual	Limits	DF
Nitrogen, Total Kjeldahl	11.79	ND	12.50	mg/L	94%		90-110	2.5

ENTHALPY ANALYTICAL

Batch QC

Type:	Matrix Spike Duplicate	Lab ID:	QC988969	Batch:	289246
Matrix (Source ID):	Water (462600-001)	Method:	EPA 351.2	Prep Method:	METHOD

QC988969 Analyte	Result	Source Sample Result	Spiked	Units	Recovery	Qual	Limits	RPD	RPD Lim	DF
Nitrogen, Total Kjeldahl	11.27	ND	12.50	mg/L	90%		90-110	5	20	2.5

Type:	Blank	Lab ID:	QC990089	Batch:	289246
Matrix:	Water	Method:	EPA 351.2	Prep Method:	METHOD

QC990089 Analyte	Result	Qual	Units	RL	MDL	Prepared	Analyzed
Nitrogen, Total Kjeldahl	ND		mg/L	0.20	0.062	05/18/22	05/18/22

Type:	Lab Control Sample	Lab ID:	QC990090	Batch:	289246
Matrix:	Water	Method:	EPA 351.2	Prep Method:	METHOD

QC990090 Analyte	Result	Spiked	Units	Recovery	Qual	Limits
Nitrogen, Total Kjeldahl	2.280	2.500	mg/L	91%		90-110

Type:	Matrix Spike	Lab ID:	QC990091	Batch:	289246
Matrix (Source ID):	Water (462789-001)	Method:	EPA 351.2	Prep Method:	METHOD

QC990091 Analyte	Result	Source Sample Result	Spiked	Units	Recovery	Qual	Limits	DF
Nitrogen, Total Kjeldahl	13.37	0.9230	12.50	mg/L	100%		90-110	2.5

Type:	Matrix Spike Duplicate	Lab ID:	QC990092	Batch:	289246
Matrix (Source ID):	Water (462789-001)	Method:	EPA 351.2	Prep Method:	METHOD

QC990092 Analyte	Result	Source Sample Result	Spiked	Units	Recovery	Qual	Limits	RPD	RPD Lim	DF
Nitrogen, Total Kjeldahl	13.30	0.9230	12.50	mg/L	99%		90-110	0	20	2.5

Type:	Blank	Lab ID:	QC989656	Batch:	289473
Matrix:	Water	Method:	SM 4500-P-B5-E		

QC989656 Analyte	Result	Qual	Units	RL	MDL	Prepared	Analyzed
Phosphorus	ND		mg/L	0.020	0.0054	05/16/22	05/16/22

ENTHALPY ANALYTICAL

Batch QC

Type:	**Lab Control Sample**	**Lab ID:**	**QC989657**	**Batch:**	**289473**
Matrix:	**Water**	**Method:**	**SM 4500-P-B5-E**		

QC989657 Analyte	Result	Spiked	Units	Recovery	Qual	Limits
Phosphorus	0.3890	0.4000	mg/L	97%		80-120

Type:	**Matrix Spike**	**Lab ID:**	**QC989658**	**Batch:**	**289473**
Matrix (Source ID):	**Water (462570-001)**	**Method:**	**SM 4500-P-B5-E**		

QC989658 Analyte	Result	Source Sample Result	Spiked	Units	Recovery	Qual	Limits	DF
Phosphorus	1.065	0.06000	1.000	mg/L	101%		75-125	2.5

Type:	**Matrix Spike Duplicate**	**Lab ID:**	**QC989659**	**Batch:**	**289473**
Matrix (Source ID):	**Water (462570-001)**	**Method:**	**SM 4500-P-B5-E**		

QC989659 Analyte	Result	Source Sample Result	Spiked	Units	Recovery	Qual	Limits	RPD	RPD Lim	DF
Phosphorus	1.070	0.06000	1.000	mg/L	101%		75-125	0	20	2.5

ND Not Detected

Enthalpy Analytical
931 West Barkley Ave
Orange, CA 92868
(714) 771-6900

enthalpy.com

Lab Job Number:	462603
Report Level:	II
Report Date:	05/20/2022

Analytical Report *prepared for:*

Kiernan Brtalik
Rincon Consultants - Ventura
2060 Knoll Drive
Unit B
Ventura, CA 93001

Project: MALIBU - Malibu - Quarterly

Authorized for release by:

Ranjit K Clarke, Client Services Manager
(714) 771-9906
Ranjit.Clarke@enthalpy.com

This data package has been reviewed for technical correctness and completeness. Release of this data has been authorized by the Laboratory Manager or the Manager's designee, as verified by the above signature which applies to this PDF file as well as any associated electronic data deliverable files. The results contained in this report meet all requirements of NELAP and pertain only to those samples which were submitted for analysis. This report may be reproduced only in its entirety.

CA ELAP# 1338, NELAP# 4038, SCAQMD LAP# 18LA0518, LACSD ID# 10105

ENTHALPY ANALYTICAL

Sample Summary

Kiernan Brtalik Rincon Consultants - Ventura 2060 Knoll Drive Unit B Ventura, CA 93001		Lab Job #: Project No: Location: Date Received:	462603 MALIBU Malibu - Quarterly 05/10/22

Sample ID	Lab ID	Collected	Matrix
SMBRP-9	462603-001	05/10/22 13:15	Water
MCWP-MW04S	462603-002	05/10/22 08:45	Water
MCWP-MW07S	462603-003	05/10/22 10:40	Water
MCWP-MW07D	462603-004	05/10/22 11:00	Water

ENTHALPY ANALYTICAL, INC.	Chain of Custody Record	Turn Around Time (Rush by advanced notice only)
931 W. Barkley Ave., Orange, CA 92868 Phone: (714) 771-6900 Fax: (714) 538-1209	Lab No: 462603 Page: 1 of 1	Standard: X; 4 Day: ; 3 Day: ; 2 Day: ; 1 Day: ; Same Day:
Billing: Enthalpy - SoCal c/o Montrose Environmental Group 1 Park Plaza, Suite 1000, Irvine, CA 92614	**Matrix:** A = Air DW = Drinking Water FL = Food Liquid FS = Food Solid L = Liquid PP = Pure Product S = Solid SeaW = Sea Water SW = Swab W = Water WP = Wipe O = Other	**Preservatives:** 1 = $Na_2S_2O_3$ 2 = HCl 3 = HNO_3 4 = H_2SO_4 5 = NaOH 6 = Other

ENTHALPY analytical, inc.

CUSTOMER INFORMATION		PROJECT INFORMATION	
Company:	Rincon Consultants	Name:	Malibu - Quarterly
Report To:	Kiernan Brtalik	Number:	
Email:		P.O. #:	
Address:	180 N. Ashwood Ave.	Address:	
	Ventura, CA 93003		
Phone:		Global ID:	
Cell:		Sampled By:	LANDON LUJAN

Sample ID	Sampling Date	Sampling Time	Matrix	Container No. / Size	Pres.	Total /Fecal Coliforms - SM 9223 Quantitray	EPA 200.7 (B)	EPA 300.0: Cl,NO2,NO3,SO4	TKN; NH3; Phosphorus	SM 5310C TOC; BOD; TSS; TDS	pH; Residual Cl; MBAS; Turbidity; Color; Odor	EPA 1664A Oil & Grease	Organic Nitrogen, Total Nitrogen			Test Instructions / Comments
SMBRP-9	5/10/22	1315	GW	11		X	X	X	X	X	X	X	X			5.3 / 1.8
~~SMBRP-12~~						X	X	X	X	X	X	X	X			
MCWP-MW04S	5/10/22	0845	GW	11		X	X	X	X	X	X	X	X			
~~MCWP-MW04D~~						X	X	X	X	X	X	X	X			
MCWP-MW07S	5/10/22	1040	GW	11		X	X	X	X	X	X	X	X			
MCWP-MW07D	5/10/22	1100	GW	11		X	X	X	X	X	X	X	X			
~~MCWP-MW09~~						X	X	X	X	X	X	X	X			

	Signature	Print Name	Company / Title	Date / Time
1 Relinquished By:	[illegible]	LANDON LUJAN	RINCON	5/10/22 1352
1 Received By:	[illegible]	NICK G	EA	5-10-22 1352
2 Relinquished By:	[illegible]	NICK G	EA	5-10-22 1650
2 Received By:	[illegible]	Elizabeth Ramirez	EA	5-10-22 16:50
3 Relinquished By:				
3 Received By:				

ENTHALPY ANALYTICAL

SAMPLE ACCEPTANCE CHECKLIST

Section 1

Client: Rincon Project: Malibu- Quarterly

Date Received: 5/10/22 Sampler's Name Present: ☑ Yes ☐ No

Section 2

Sample(s) received in a cooler? ☑ Yes, How many? 1 ☐ No (skip section 2) Sample Temp (°C) (No Cooler): _____

Sample Temp (°C), One from each cooler: #1: 5.3 #2: _____ #3: _____ #4: _____

(Acceptance range is < 6°C but not frozen (for Microbiology samples, acceptance range is < 10°C but not frozen). It is acceptable for samples collected the same day as sample receipt to have a higher temperature as long as there is evidence that cooling has begun.)

Shipping Information: _____

Section 3

Was the cooler packed with: ☑ Ice ☐ Ice Packs ☐ Bubble Wrap ☐ Styrofoam ☐ Paper ☐ None ☐ Other _____

Cooler Temp (°C): #1: 1.8 #2: _____ #3: _____ #4: _____

Section 4	YES	NO	N/A
Was a COC received?	✓		
Are sample IDs present?	✓		
Are sampling dates & times present?	✓		
Is a relinquished signature present?	✓		
Are the tests required clearly indicated on the COC?	✓		
Are custody seals present?		✓	
If custody seals are present, were they intact?			✓
Are all samples sealed in plastic bags? (Recommended for Microbiology samples)	✓		
Did all samples arrive intact? If no, indicate in Section 4 below.	✓		
Did all bottle labels agree with COC? (ID, dates and times)	✓		
Were the samples collected in the correct containers for the required tests?	✓		
Are the containers labeled with the correct preservatives?	✓		
Is there headspace in the VOA vials greater than 5-6 mm in diameter?			✓
Was a sufficient amount of sample submitted for the requested tests?	✓		

Section 5 Explanations/Comments

Section 6

For discrepancies, how was the Project Manager notified? ☐ Verbal PM Initials: _____ Date/Time _____

☐ Email (email sent to/on): _____ / _____

Project Manager's response:

Completed By: _____ Date: 5/10/22

ENTHALPY ANALYTICAL

Analysis Results for 462603

Kiernan Brtalik
Rincon Consultants - Ventura
2060 Knoll Drive
Unit B
Ventura, CA 93001

Lab Job #: 462603
Project No: MALIBU
Location: Malibu - Quarterly
Date Received: 05/10/22

Sample ID: SMBRP-9 **Lab ID: 462603-001** **Collected: 05/10/22 13:15**
Matrix: Water

462603-001 Analyte	Result	Qual	Units	RL	MDL	DF	Batch	Prepared	Analyzed	Chemist
Method: EPA 1664A Prep Method: METHOD										
Total Oil and Grease	ND		mg/L	5.6	1.6	1.1	289159	05/10/22	05/10/22	ATP
Method: EPA 200.7 Prep Method: EPA 200.7										
Boron	**0.69**		mg/L	0.050	0.0080	1	289211	05/11/22	05/13/22	SBW
Method: EPA 300.0 Prep Method: METHOD										
Chloride	**230**		mg/L	25	13	25	289187	05/10/22 23:00	05/11/22 14:49	RKV
Nitrogen, Nitrite	ND		mg/L	0.10	0.02	1	289187	05/10/22 23:00	05/11/22 01:33	RKV
Nitrogen, Nitrate	**18**		mg/L	2.5	0.81	25	289187	05/10/22 23:00	05/11/22 14:49	RKV
Sulfate	**280**		mg/L	25	6.3	25	289187	05/10/22 23:00	05/11/22 14:49	RKV
Method: EPA 350.1 Prep Method: METHOD										
Ammonia-N	ND		mg/L	0.10	0.045	1	289551	05/17/22	05/17/22	ATP
Method: EPA 351.2 Prep Method: METHOD										
Nitrogen, Total Kjeldahl	**0.14**	J	mg/L	0.40	0.12	1	289246	05/18/22	05/18/22	ATP
Method: ORGANIC NITROGEN										
Organic Nitrogen as N	**0.14**		mg/L			1	289714	05/19/22	05/19/22	SLL
Method: SM 2150B										
Odor	ND		TON	1.0		1	289217	05/10/22 18:12	05/10/22 18:12	LVL
Method: SM 4500-CL-G										
Chlorine, Total Residual	ND	H	mg/L	0.10	0.026	1	289317	05/12/22 12:02	05/12/22 12:02	WWC
Method: SM 4500-H+ B										
pH	**7.44**	H	SU			1	289405	05/13/22 12:10	05/13/22 12:10	LVL
Temperature	**21.20**	H	deg C	1.00		1	289405	05/13/22 12:10	05/13/22 12:10	LVL
Method: SM 4500-P-B5-E										

Results for any subcontracted analyses are not included in this section.

ENTHALPY ANALYTICAL

Analysis Results for 462603

462603-001 Analyte	Result	Qual	Units	RL	MDL	DF	Batch	Prepared	Analyzed	Chemist
Phosphorus	**0.11**		mg/L	0.020	0.0054	1	289470	05/16/22	05/16/22	ATP
Method: SM 5310B										
Total Organic Carbon	**21**		mg/L	1.0	0.18	1	289184	05/10/22	05/10/22	ATP
Method: SM 9223Bb										
Fecal Coliform	<1.0		MPN/100ml	1.0		1	289182	05/10/22 17:30	05/11/22 11:58	PAS
Coliform, Total	**13**		MPN/100ml	1.0		1	289182	05/10/22 17:30	05/11/22 11:58	PAS
Method: SM2120B										
Color	ND		ColorUnits	5		1	289216	05/10/22 18:12	05/10/22 18:12	LVL
Method: SM2130B										
Turbidity	**4.9**		NTU	0.10	0.02	1	289215	05/10/22 18:12	05/10/22 18:12	LVL
Method: SM2540C Prep Method: METHOD										
Total Dissolved Solids	**1,500**		mg/L	20		2	289321	05/12/22	05/13/22	WWC
Method: SM2540D Prep Method: METHOD										
Total Suspended Solids	**5.2**		mg/L	0.6		1.1	289392	05/13/22	05/13/22	ATP
Method: SM5210B Prep Method: METHOD										
Biochemical Oxygen Demand	ND		mg/L	3.0		1	289228	05/11/22 10:35	05/16/22 09:59	DNA
Method: SM5540C										
Surfactants (MBAS)	**0.030**	J	mg/L	0.040	0.027	1	289308	05/11/22 11:00	05/11/22 19:59	LVL
Method: TOTAL NITROGEN										
Total Nitrogen	**18**		mg/L			1	289713	05/19/22	05/19/22	SLL

Results for any subcontracted analyses are not included in this section.

ENTHALPY ANALYTICAL

Analysis Results for 462603

Sample ID: MCWP-MW04S	Lab ID: 462603-002	Collected: 05/10/22 08:45
	Matrix: Water	

462603-002 Analyte	Result	Qual	Units	RL	MDL	DF	Batch	Prepared	Analyzed	Chemist
Method: EPA 1664A Prep Method: METHOD										
Total Oil and Grease	**3.0**	J	mg/L	5.6	1.6	1.1	289159	05/10/22	05/10/22	ATP
Method: EPA 200.7 Prep Method: EPA 200.7										
Boron	**1.5**		mg/L	0.050	0.0080	1	289211	05/11/22	05/13/22	SBW
Method: EPA 300.0 Prep Method: METHOD										
Chloride	**340**		mg/L	100	50	100	289187	05/10/22 23:00	05/12/22 03:03	RKV
Nitrogen, Nitrite	ND		mg/L	0.10	0.02	1	289187	05/10/22 23:00	05/11/22 08:55	RKV
Nitrogen, Nitrate	**0.94**		mg/L	0.10	0.03	1	289187	05/10/22 23:00	05/11/22 08:55	RKV
Sulfate	**2,000**		mg/L	100	25	100	289187	05/10/22 23:00	05/12/22 03:03	RKV
Method: EPA 350.1 Prep Method: METHOD										
Ammonia-N	ND		mg/L	0.10	0.045	1	289551	05/17/22	05/17/22	ATP
Method: EPA 351.2 Prep Method: METHOD										
Nitrogen, Total Kjeldahl	**0.66**		mg/L	0.40	0.12	1	289246	05/18/22	05/18/22	ATP
Method: ORGANIC NITROGEN										
Organic Nitrogen as N	**0.66**		mg/L			1	289714	05/19/22	05/19/22	SLL
Method: SM 2150B										
Odor	ND		TON	1.0		1	289217	05/10/22 18:12	05/10/22 18:12	LVL
Method: SM 4500-CL-G										
Chlorine, Total Residual	ND	H	mg/L	0.10	0.026	1	289317	05/12/22 12:02	05/12/22 12:02	WWC
Method: SM 4500-H+ B										
pH	**7.61**	H	SU			1	289405	05/13/22 12:10	05/13/22 12:10	LVL
Temperature	**21.20**	H	deg C	1.00		1	289405	05/13/22 12:10	05/13/22 12:10	LVL
Method: SM 4500-P-B5-E										
Phosphorus	**0.30**		mg/L	0.020	0.0054	1	289470	05/16/22	05/16/22	ATP
Method: SM 5310B										
Total Organic Carbon	**28**		mg/L	1.0	0.18	1	289184	05/10/22	05/10/22	ATP
Method: SM 9223Bb										
Fecal Coliform	<1.0		MPN/100ml	1.0		1	289182	05/10/22 17:30	05/11/22 11:58	PAS

Results for any subcontracted analyses are not included in this section.

ENTHALPY ANALYTICAL

Analysis Results for 462603

462603-002 Analyte	Result	Qual	Units	RL	MDL	DF	Batch	Prepared	Analyzed	Chemist
Coliform, Total	**>2,400**		MPN/100ml	1.0		1	289182	05/10/22 17:30	05/11/22 11:58	PAS
Method: SM2120B										
Color	ND		ColorUnits	5		1	289216	05/10/22 18:12	05/10/22 18:12	LVL
Method: SM2130B										
Turbidity	**2.7**		NTU	0.10	0.02	1	289215	05/10/22 18:12	05/10/22 18:12	LVL
Method: SM2540C Prep Method: METHOD										
Total Dissolved Solids	**3,500**		mg/L	20		2	289321	05/12/22	05/13/22	WWC
Method: SM2540D Prep Method: METHOD										
Total Suspended Solids	**13**		mg/L	0.6		1.1	289392	05/13/22	05/13/22	ATP
Method: SM5210B Prep Method: METHOD										
Biochemical Oxygen Demand	ND		mg/L	3.0		1	289228	05/11/22 09:44	05/16/22 09:59	DNA
Method: SM5540C										
Surfactants (MBAS)	**0.068**		mg/L	0.040	0.027	1	289308	05/11/22 11:00	05/11/22 19:59	LVL
Method: TOTAL NITROGEN										
Total Nitrogen	**1.6**		mg/L			1	289713	05/19/22	05/19/22	SLL

Results for any subcontracted analyses are not included in this section.

ENTHALPY ANALYTICAL

Analysis Results for 462603

Sample ID: MCWP-MW07S	Lab ID: 462603-003	Collected: 05/10/22 10:40
	Matrix: Water	

462603-003 Analyte	Result	Qual	Units	RL	MDL	DF	Batch	Prepared	Analyzed	Chemist
Method: EPA 1664A Prep Method: METHOD										
Total Oil and Grease	**3.6**	J	mg/L	5.6	1.6	1.1	289159	05/10/22	05/10/22	ATP
Method: EPA 200.7 Prep Method: EPA 200.7										
Boron	**0.35**		mg/L	0.050	0.0080	1	289211	05/11/22	05/13/22	SBW
Method: EPA 300.0 Prep Method: METHOD										
Chloride	**230**		mg/L	50	25	50	289187	05/10/22 23:00	05/11/22 15:23	RKV
Nitrogen, Nitrite	ND		mg/L	0.10	0.02	1	289187	05/10/22 23:00	05/11/22 09:12	RKV
Nitrogen, Nitrate	**3.7**		mg/L	0.10	0.03	1	289187	05/10/22 23:00	05/11/22 09:12	RKV
Sulfate	**240**		mg/L	50	13	50	289187	05/10/22 23:00	05/11/22 15:23	RKV
Method: EPA 350.1 Prep Method: METHOD										
Ammonia-N	ND		mg/L	0.10	0.045	1	289551	05/17/22	05/17/22	ATP
Method: EPA 351.2 Prep Method: METHOD										
Nitrogen, Total Kjeldahl	**0.47**		mg/L	0.40	0.12	1	289246	05/18/22	05/18/22	ATP
Method: ORGANIC NITROGEN										
Organic Nitrogen as N	**0.47**		mg/L			1	289714	05/19/22	05/19/22	SLL
Method: SM 2150B										
Odor	ND		TON	1.0		1	289217	05/10/22 18:12	05/10/22 18:12	LVL
Method: SM 4500-CL-G										
Chlorine, Total Residual	ND	H	mg/L	0.10	0.026	1	289317	05/12/22 12:02	05/12/22 12:02	WWC
Method: SM 4500-H+ B										
pH	**7.69**	H	SU			1	289405	05/13/22 12:10	05/13/22 12:10	LVL
Temperature	**21.10**	H	deg C	1.00		1	289405	05/13/22 12:10	05/13/22 12:10	LVL
Method: SM 4500-P-B5-E										
Phosphorus	**0.39**		mg/L	0.020	0.0054	1	289470	05/16/22	05/16/22	ATP
Method: SM 5310B										
Total Organic Carbon	**7.5**		mg/L	1.0	0.18	1	289184	05/10/22	05/10/22	ATP
Method: SM 9223Bb										
Fecal Coliform	<1.0		MPN/100ml	1.0		1	289182	05/10/22 17:30	05/11/22 11:58	PAS

Results for any subcontracted analyses are not included in this section.

ENTHALPY ANALYTICAL

Analysis Results for 462603

462603-003 Analyte	Result	Qual	Units	RL	MDL	DF	Batch	Prepared	Analyzed	Chemist
Coliform, Total	**12**		MPN/100ml	1.0		1	289182	05/10/22 17:30	05/11/22 11:58	PAS
Method: SM2120B										
Color	ND		ColorUnits	5		1	289216	05/10/22 18:12	05/10/22 18:12	LVL
Method: SM2130B										
Turbidity	**76**		NTU	0.40	0.08	4	289215	05/10/22 18:12	05/10/22 18:12	LVL
Method: SM2540C Prep Method: METHOD										
Total Dissolved Solids	**1,100**		mg/L	20		2	289321	05/12/22	05/13/22	WWC
Method: SM2540D Prep Method: METHOD										
Total Suspended Solids	**310**		mg/L	2.5		5	289392	05/13/22	05/13/22	ATP
Method: SM5210B Prep Method: METHOD										
Biochemical Oxygen Demand	ND		mg/L	3.0		1	289228	05/11/22 09:45	05/16/22 09:59	DNA
Method: SM5540C										
Surfactants (MBAS)	**0.029**	J	mg/L	0.040	0.027	1	289308	05/11/22 11:00	05/11/22 19:59	LVL
Method: TOTAL NITROGEN										
Total Nitrogen	**4.2**		mg/L			1	289713	05/19/22	05/19/22	SLL

Results for any subcontracted analyses are not included in this section.

ENTHALPY ANALYTICAL

Analysis Results for 462603

Sample ID: MCWP-MW07D	Lab ID: 462603-004	Collected: 05/10/22 11:00
	Matrix: Water	

462603-004 Analyte	Result	Qual	Units	RL	MDL	DF	Batch	Prepared	Analyzed	Chemist
Method: EPA 1664A Prep Method: METHOD										
Total Oil and Grease	**3.7**	J	mg/L	5.6	1.6	1.1	289159	05/10/22	05/10/22	ATP
Method: EPA 200.7 Prep Method: EPA 200.7										
Boron	**0.47**		mg/L	0.050	0.0080	1	289211	05/11/22	05/13/22	SBW
Method: EPA 300.0 Prep Method: METHOD										
Chloride	**240**		mg/L	25	13	25	289187	05/10/22 23:00	05/11/22 15:39	RKV
Nitrogen, Nitrite	ND		mg/L	0.10	0.02	1	289187	05/10/22 23:00	05/11/22 09:28	RKV
Nitrogen, Nitrate	ND		mg/L	0.10	0.03	1	289187	05/10/22 23:00	05/11/22 09:28	RKV
Sulfate	**320**		mg/L	25	6.3	25	289187	05/10/22 23:00	05/11/22 15:39	RKV
Method: EPA 350.1 Prep Method: METHOD										
Ammonia-N	**0.16**		mg/L	0.10	0.045	1	289551	05/17/22	05/17/22	ATP
Method: EPA 351.2 Prep Method: METHOD										
Nitrogen, Total Kjeldahl	**0.63**		mg/L	0.40	0.12	1	289246	05/18/22	05/18/22	ATP
Method: ORGANIC NITROGEN										
Organic Nitrogen as N	**0.47**		mg/L			1	289714	05/19/22	05/19/22	SLL
Method: SM 2150B										
Odor	ND		TON	1.0		1	289217	05/10/22 18:12	05/10/22 18:12	LVL
Method: SM 4500-CL-G										
Chlorine, Total Residual	ND	H	mg/L	0.10	0.026	1	289317	05/12/22 12:02	05/12/22 12:02	WWC
Method: SM 4500-H+ B										
pH	**7.64**	H	SU			1	289405	05/13/22 12:10	05/13/22 12:10	LVL
Temperature	**21.20**	H	deg C	1.00		1	289405	05/13/22 12:10	05/13/22 12:10	LVL
Method: SM 4500-P-B5-E										
Phosphorus	**0.52**		mg/L	0.020	0.0054	1	289470	05/16/22	05/16/22	ATP
Method: SM 5310B										
Total Organic Carbon	**5.5**		mg/L	1.0	0.18	1	289184	05/10/22	05/10/22	ATP
Method: SM 9223Bb										
Fecal Coliform	<1.0		MPN/100ml	1.0		1	289182	05/10/22 17:30	05/11/22 11:58	PAS

Results for any subcontracted analyses are not included in this section.

ENTHALPY ANALYTICAL

Analysis Results for 462603

462603-004 Analyte	Result	Qual	Units	RL	MDL	DF	Batch	Prepared	Analyzed	Chemist
Coliform, Total	**2,000**		MPN/100ml	1.0		1	289182	05/10/22 17:30	05/11/22 11:58	PAS
Method: SM2120B										
Color	ND		ColorUnits	5		1	289216	05/10/22 18:12	05/10/22 18:12	LVL
Method: SM2130B										
Turbidity	**0.98**		NTU	0.10	0.02	1	289215	05/10/22 18:12	05/10/22 18:12	LVL
Method: SM2540C Prep Method: METHOD										
Total Dissolved Solids	**1,100**		mg/L	20		2	289321	05/12/22	05/13/22	WWC
Method: SM2540D Prep Method: METHOD										
Total Suspended Solids	**2.7**		mg/L	0.6		1.1	289392	05/13/22	05/13/22	ATP
Method: SM5210B Prep Method: METHOD										
Biochemical Oxygen Demand	**110**		mg/L	3.0		1	289228	05/11/22 09:46	05/16/22 09:59	DNA
Method: SM5540C										
Surfactants (MBAS)	**0.028**	J	mg/L	0.040	0.027	1	289308	05/11/22 11:00	05/11/22 19:59	LVL
Method: TOTAL NITROGEN										
Total Nitrogen	**0.63**		mg/L			1	289713	05/19/22	05/19/22	SLL

< Value is less than indicated concentration
> Value exceeds indicated concentration
H Holding time was exceeded
J Estimated value
ND Not Detected

Results for any subcontracted analyses are not included in this section.

ENTHALPY ANALYTICAL

Batch QC

Type:	**Blank**	**Lab ID:**	**QC988736**	**Batch:**	**289159**
Matrix:	**Water**	**Method:**	**EPA 1664A**	**Prep Method:**	**METHOD**

QC988736 Analyte	Result	Qual	Units	RL	MDL	Prepared	Analyzed
Total Oil and Grease	ND		mg/L	5.0	1.4	05/10/22	05/10/22

Type:	**Lab Control Sample**	**Lab ID:**	**QC988737**	**Batch:**	**289159**
Matrix:	**Water**	**Method:**	**EPA 1664A**	**Prep Method:**	**METHOD**

QC988737 Analyte	Result	Spiked	Units	Recovery	Qual	Limits
Total Oil and Grease	39.80	40.00	mg/L	100%		78-114

Type:	**Lab Control Sample Duplicate**	**Lab ID:**	**QC988738**	**Batch:**	**289159**
Matrix:	**Water**	**Method:**	**EPA 1664A**	**Prep Method:**	**METHOD**

QC988738 Analyte	Result	Spiked	Units	Recovery	Qual	Limits	RPD	RPD Lim
Total Oil and Grease	39.50	40.00	mg/L	99%		78-114	1	18

Type:	**Blank**	**Lab ID:**	**QC988893**	**Batch:**	**289211**
Matrix:	**Water**	**Method:**	**EPA 200.7**	**Prep Method:**	**EPA 200.7**

QC988893 Analyte	Result	Qual	Units	RL	MDL	Prepared	Analyzed
Boron	ND		mg/L	0.050	0.0080	05/11/22	05/16/22

Type:	**Lab Control Sample**	**Lab ID:**	**QC988894**	**Batch:**	**289211**
Matrix:	**Water**	**Method:**	**EPA 200.7**	**Prep Method:**	**EPA 200.7**

QC988894 Analyte	Result	Spiked	Units	Recovery	Qual	Limits
Boron	0.3768	0.4000	mg/L	94%		85-115

Type:	**Matrix Spike**	**Lab ID:**	**QC988895**	**Batch:**	**289211**
Matrix (Source ID):	**Water (462579-001)**	**Method:**	**EPA 200.7**	**Prep Method:**	**EPA 200.7**

QC988895 Analyte	Result	Source Sample Result	Spiked	Units	Recovery	Qual	Limits	DF
Boron	1.180	0.6860	0.4000	mg/L	123%		75-125	1

ENTHALPY ANALYTICAL

Batch QC

Type:	Matrix Spike Duplicate	Lab ID:	QC988896	Batch:	289211
Matrix (Source ID):	Water (462579-001)	Method:	EPA 200.7	Prep Method:	EPA 200.7

QC988896 Analyte	Result	Source Sample Result	Spiked	Units	Recovery	Qual	Limits	RPD	RPD Lim	DF
Boron	1.189	0.6860	0.4000	mg/L	126%	*	75-125	1	20	1

Type:	Blank	Lab ID:	QC988805	Batch:	289187
Matrix:	Drinking Water	Method:	EPA 300.0	Prep Method:	METHOD

QC988805 Analyte	Result	Qual	Units	RL	MDL	Prepared	Analyzed
Chloride	0.65	J	mg/L	1.0	0.50	05/10/22 23:00	05/11/22 10:19
Nitrogen, Nitrite	ND		mg/L	0.10	0.02	05/10/22 23:00	05/11/22 10:19
Nitrogen, Nitrate	ND		mg/L	0.10	0.03	05/10/22 23:00	05/11/22 10:19
Sulfate	ND		mg/L	1.0	0.25	05/10/22 23:00	05/11/22 10:19

Type:	Lab Control Sample	Lab ID:	QC988806	Batch:	289187
Matrix:	Drinking Water	Method:	EPA 300.0	Prep Method:	METHOD

QC988806 Analyte	Result	Spiked	Units	Recovery	Qual	Limits
Chloride	25.84	25.00	mg/L	103%		90-110
Nitrogen, Nitrite	2.468	2.283	mg/L	108%		90-110
Nitrogen, Nitrate	2.351	2.259	mg/L	104%		90-110
Sulfate	13.19	12.50	mg/L	105%		90-110

Type:	Matrix Spike	Lab ID:	QC988807	Batch:	289187
Matrix (Source ID):	Drinking Water (462610-001)	Method:	EPA 300.0	Prep Method:	METHOD

QC988807 Analyte	Result	Source Sample Result	Spiked	Units	Recovery	Qual	Limits	DF
Chloride	116.5	97.22	20.00	mg/L	96%	NM	80-120	10
Nitrogen, Nitrite	1.857	0.02314	1.827	mg/L	100%		80-120	1
Nitrogen, Nitrate	2.165	ND	1.807	mg/L	120%		80-120	1
Sulfate	26.98	15.71	10.00	mg/L	113%		80-120	1

ENTHALPY ANALYTICAL

Batch QC

Type:	Matrix Spike Duplicate	Lab ID:	QC988808	Batch:	289187
Matrix (Source ID):	Drinking Water (462610-001)	Method:	EPA 300.0	Prep Method:	METHOD

QC988808 Analyte	Result	Source Sample Result	Spiked	Units	Recovery	Qual	Limits	RPD	RPD Lim	DF
Chloride	116.5	97.22	20.00	mg/L	97%	NM	80-120	0	20	10
Nitrogen, Nitrite	1.911	0.02314	1.827	mg/L	103%		80-120	3	20	1
Nitrogen, Nitrate	2.251	ND	1.807	mg/L	125%	*	80-120	4	20	1
Sulfate	27.41	15.71	10.00	mg/L	117%		80-120	2	20	1

Type:	Matrix Spike	Lab ID:	QC988809	Batch:	289187
Matrix (Source ID):	Drinking Water (462614-001)	Method:	EPA 300.0	Prep Method:	METHOD

QC988809 Analyte	Result	Source Sample Result	Spiked	Units	Recovery	Qual	Limits	DF
Chloride	37.47	14.01	20.00	mg/L	117%		80-120	1
Nitrogen, Nitrite	1.759	0.02986	1.827	mg/L	95%		80-120	1
Nitrogen, Nitrate	3.398	1.126	1.807	mg/L	126%	*	80-120	1
Sulfate	41.38	29.90	10.00	mg/L	115%	E	80-120	1

Type:	Matrix Spike Duplicate	Lab ID:	QC988810	Batch:	289187
Matrix (Source ID):	Drinking Water (462614-001)	Method:	EPA 300.0	Prep Method:	METHOD

QC988810 Analyte	Result	Source Sample Result	Spiked	Units	Recovery	Qual	Limits	RPD	RPD Lim	DF
Chloride	37.57	14.01	20.00	mg/L	118%		80-120	0	20	1
Nitrogen, Nitrite	1.756	0.02986	1.827	mg/L	94%		80-120	0	20	1
Nitrogen, Nitrate	3.418	1.126	1.807	mg/L	127%	*	80-120	1	20	1
Sulfate	41.32	29.90	10.00	mg/L	114%	E	80-120		20	1

Type:	Blank	Lab ID:	QC989867	Batch:	289551
Matrix:	Water	Method:	EPA 350.1	Prep Method:	METHOD

QC989867 Analyte	Result	Qual	Units	RL	MDL	Prepared	Analyzed
Ammonia-N	ND		mg/L	0.10	0.045	05/17/22	05/17/22

Type:	Lab Control Sample	Lab ID:	QC989868	Batch:	289551
Matrix:	Water	Method:	EPA 350.1	Prep Method:	METHOD

QC989868 Analyte	Result	Spiked	Units	Recovery	Qual	Limits
Ammonia-N	2.622	2.500	mg/L	105%		80-120

ENTHALPY ANALYTICAL

Batch QC

Type:	Blank	Lab ID:	QC989869	Batch:	289551
Matrix:	Water	Method:	EPA 350.1	Prep Method:	METHOD

QC989869 Analyte	Result	Qual	Units	RL	MDL	Prepared	Analyzed
Ammonia-N	ND		mg/L	0.10	0.045	05/17/22	05/17/22

Type:	Lab Control Sample	Lab ID:	QC989870	Batch:	289551
Matrix:	Water	Method:	EPA 350.1	Prep Method:	METHOD

QC989870 Analyte	Result	Spiked	Units	Recovery	Qual	Limits
Ammonia-N	2.607	2.500	mg/L	104%		80-120

Type:	Matrix Spike	Lab ID:	QC989871	Batch:	289551
Matrix (Source ID):	Water (462538-001)	Method:	EPA 350.1	Prep Method:	METHOD

QC989871 Analyte	Result	Source Sample Result	Spiked	Units	Recovery	Qual	Limits	DF
Ammonia-N	12.47	ND	12.50	mg/L	100%		80-120	5

Type:	Matrix Spike Duplicate	Lab ID:	QC989872	Batch:	289551
Matrix (Source ID):	Water (462538-001)	Method:	EPA 350.1	Prep Method:	METHOD

QC989872 Analyte	Result	Source Sample Result	Spiked	Units	Recovery	Qual	Limits	RPD	RPD Lim	DF
Ammonia-N	12.59	ND	12.50	mg/L	101%		80-120	1	20	5

Type:	Matrix Spike	Lab ID:	QC989873	Batch:	289551
Matrix (Source ID):	Water (462689-001)	Method:	EPA 350.1	Prep Method:	METHOD

QC989873 Analyte	Result	Source Sample Result	Spiked	Units	Recovery	Qual	Limits	DF
Ammonia-N	2.632	ND	2.500	mg/L	105%		80-120	1

Type:	Matrix Spike Duplicate	Lab ID:	QC989874	Batch:	289551
Matrix (Source ID):	Water (462689-001)	Method:	EPA 350.1	Prep Method:	METHOD

QC989874 Analyte	Result	Source Sample Result	Spiked	Units	Recovery	Qual	Limits	RPD	RPD Lim	DF
Ammonia-N	2.600	ND	2.500	mg/L	104%		80-120	1	20	1

ENTHALPY ANALYTICAL

Batch QC

Type:	**Blank**	**Lab ID:**	**QC988966**	**Batch:**	**289246**
Matrix:	**Water**	**Method:**	**EPA 351.2**	**Prep Method:**	**METHOD**

QC988966 Analyte	Result	Qual	Units	RL	MDL	Prepared	Analyzed
Nitrogen, Total Kjeldahl	ND		mg/L	0.20	0.062	05/18/22	05/18/22

Type:	**Lab Control Sample**	**Lab ID:**	**QC988967**	**Batch:**	**289246**
Matrix:	**Water**	**Method:**	**EPA 351.2**	**Prep Method:**	**METHOD**

QC988967 Analyte	Result	Spiked	Units	Recovery	Qual	Limits
Nitrogen, Total Kjeldahl	2.310	2.500	mg/L	92%		90-110

Type:	**Matrix Spike**	**Lab ID:**	**QC988968**	**Batch:**	**289246**
Matrix (Source ID):	**Water (462600-001)**	**Method:**	**EPA 351.2**	**Prep Method:**	**METHOD**

QC988968 Analyte	Result	Source Sample Result	Spiked	Units	Recovery	Qual	Limits	DF
Nitrogen, Total Kjeldahl	11.79	ND	12.50	mg/L	94%		90-110	2.5

Type:	**Matrix Spike Duplicate**	**Lab ID:**	**QC988969**	**Batch:**	**289246**
Matrix (Source ID):	**Water (462600-001)**	**Method:**	**EPA 351.2**	**Prep Method:**	**METHOD**

QC988969 Analyte	Result	Source Sample Result	Spiked	Units	Recovery	Qual	Limits	RPD	RPD Lim	DF
Nitrogen, Total Kjeldahl	11.27	ND	12.50	mg/L	90%		90-110	5	20	2.5

Type:	**Blank**	**Lab ID:**	**QC990089**	**Batch:**	**289246**
Matrix:	**Water**	**Method:**	**EPA 351.2**	**Prep Method:**	**METHOD**

QC990089 Analyte	Result	Qual	Units	RL	MDL	Prepared	Analyzed
Nitrogen, Total Kjeldahl	ND		mg/L	0.20	0.062	05/18/22	05/18/22

Type:	**Lab Control Sample**	**Lab ID:**	**QC990090**	**Batch:**	**289246**
Matrix:	**Water**	**Method:**	**EPA 351.2**	**Prep Method:**	**METHOD**

QC990090 Analyte	Result	Spiked	Units	Recovery	Qual	Limits
Nitrogen, Total Kjeldahl	2.280	2.500	mg/L	91%		90-110

ENTHALPY ANALYTICAL

Batch QC

Type:	Matrix Spike	Lab ID:	QC990091	Batch:	289246
Matrix (Source ID):	Water (462789-001)	Method:	EPA 351.2	Prep Method:	METHOD

QC990091 Analyte	Result	Source Sample Result	Spiked	Units	Recovery	Qual	Limits	DF
Nitrogen, Total Kjeldahl	13.37	0.9230	12.50	mg/L	100%		90-110	2.5

Type:	Matrix Spike Duplicate	Lab ID:	QC990092	Batch:	289246
Matrix (Source ID):	Water (462789-001)	Method:	EPA 351.2	Prep Method:	METHOD

QC990092 Analyte	Result	Source Sample Result	Spiked	Units	Recovery	Qual	Limits	RPD	RPD Lim	DF
Nitrogen, Total Kjeldahl	13.30	0.9230	12.50	mg/L	99%		90-110	0	20	2.5

Type:	Sample Duplicate	Lab ID:	QC988913	Batch:	289217
Matrix (Source ID):	Water (462570-001)	Method:	SM 2150B		

QC988913 Analyte	Result	Source Sample Result	Units	Qual	RPD	RPD Lim	DF
Odor	ND	ND	TON			20	1

Type:	Blank	Lab ID:	QC989195	Batch:	289317
Matrix:	Water	Method:	SM 4500-CL-G		

QC989195 Analyte	Result	Qual	Units	RL	MDL	Prepared	Analyzed
Chlorine, Total Residual	ND		mg/L	0.10	0.026	05/12/22 12:02	05/12/22 12:02

Type:	Lab Control Sample	Lab ID:	QC989196	Batch:	289317
Matrix:	Water	Method:	SM 4500-CL-G		

QC989196 Analyte	Result	Spiked	Units	Recovery	Qual	Limits
Chlorine, Total Residual	1.019	1.000	mg/L	102%		80-120

Type:	Sample Duplicate	Lab ID:	QC989197	Batch:	289317
Matrix (Source ID):	Water (462687-001)	Method:	SM 4500-CL-G		

QC989197 Analyte	Result	Source Sample Result	Units	Qual	RPD	RPD Lim	DF
Chlorine, Total Residual	ND	ND	mg/L			20	1

ENTHALPY ANALYTICAL

Batch QC

Type:	Sample Duplicate	Lab ID:	QC989445	Batch:	289405
Matrix (Source ID):	Water (462570-001)	Method:	SM 4500-H+ B		

QC989445 Analyte	Result	Source Sample Result	Units	Qual	RPD	RPD Lim	DF
pH	7.510	7.460	SU		1	20	1
Temperature	23.10	23.10	deg C		0	20	1

Type:	Blank	Lab ID:	QC989638	Batch:	289470
Matrix:	Water	Method:	SM 4500-P-B5-E		

QC989638 Analyte	Result	Qual	Units	RL	MDL	Prepared	Analyzed
Phosphorus	ND		mg/L	0.020	0.0054	05/16/22	05/16/22

Type:	Lab Control Sample	Lab ID:	QC989639	Batch:	289470
Matrix:	Water	Method:	SM 4500-P-B5-E		

QC989639 Analyte	Result	Spiked	Units	Recovery	Qual	Limits
Phosphorus	0.4010	0.4000	mg/L	100%		80-120

Type:	Matrix Spike	Lab ID:	QC989640	Batch:	289470
Matrix (Source ID):	Water (462266-001)	Method:	SM 4500-P-B5-E		

QC989640 Analyte	Result	Source Sample Result	Spiked	Units	Recovery	Qual	Limits	DF
Phosphorus	1.165	0.2330	1.000	mg/L	93%		75-125	2.5

Type:	Matrix Spike Duplicate	Lab ID:	QC989641	Batch:	289470
Matrix (Source ID):	Water (462266-001)	Method:	SM 4500-P-B5-E		

QC989641 Analyte	Result	Source Sample Result	Spiked	Units	Recovery	Qual	Limits	RPD	RPD Lim	DF
Phosphorus	1.165	0.2330	1.000	mg/L	93%		75-125	0	20	2.5

Type:	Blank	Lab ID:	QC988797	Batch:	289184
Matrix:	Water	Method:	SM 5310B		

QC988797 Analyte	Result	Qual	Units	RL	MDL	Prepared	Analyzed
Total Organic Carbon	ND		mg/L	1.0	0.18	05/10/22	05/10/22

ENTHALPY ANALYTICAL

Batch QC

Type:	Lab Control Sample	Lab ID:	QC988798	Batch:	289184
Matrix:	Water	Method:	SM 5310B		

QC988798 Analyte	Result	Spiked	Units	Recovery	Qual	Limits
Total Organic Carbon	10.44	10.00	mg/L	104%		80-120

Type:	Matrix Spike	Lab ID:	QC988799	Batch:	289184
Matrix (Source ID):	Water (462573-001)	Method:	SM 5310B		

QC988799 Analyte	Result	Source Sample Result	Spiked	Units	Recovery	Qual	Limits	DF
Total Organic Carbon	37.43	ND	40.00	mg/L	93%		80-120	4

Type:	Matrix Spike Duplicate	Lab ID:	QC988800	Batch:	289184
Matrix (Source ID):	Water (462573-001)	Method:	SM 5310B		

QC988800 Analyte	Result	Source Sample Result	Spiked	Units	Recovery	Qual	Limits	RPD	RPD Lim	DF
Total Organic Carbon	37.43	ND	40.00	mg/L	93%		80-120	0	20	4

Type:	Sample Duplicate	Lab ID:	QC988912	Batch:	289216
Matrix (Source ID):	Water (462570-001)	Method:	SM2120B		

QC988912 Analyte	Result	Source Sample Result	Units	Qual	RPD	RPD Lim	DF
Color	ND	ND	ColorUnits			20	1

Type:	Sample Duplicate	Lab ID:	QC988911	Batch:	289215
Matrix (Source ID):	Water (462570-001)	Method:	SM2130B		

QC988911 Analyte	Result	Source Sample Result	Units	Qual	RPD	RPD Lim	DF
Turbidity	4.090	4.150	NTU		1	20	1

Type:	Blank	Lab ID:	QC989207	Batch:	289321
Matrix:	Drinking Water	Method:	SM2540C	Prep Method:	METHOD

QC989207 Analyte	Result	Qual	Units	RL	MDL	Prepared	Analyzed
Total Dissolved Solids	ND		mg/L	10		05/12/22	05/13/22

ENTHALPY ANALYTICAL

Batch QC

Type:	**Lab Control Sample**	**Lab ID:**	**QC989208**	**Batch:**	**289321**
Matrix:	**Drinking Water**	**Method:**	**SM2540C**	**Prep Method:**	**METHOD**

QC989208 Analyte	Result	Spiked	Units	Recovery	Qual	Limits
Total Dissolved Solids	364.0	342.0	mg/L	106%		90-110

Type:	**Sample Duplicate**	**Lab ID:**	**QC989209**	**Batch:**	**289321**
Matrix (Source ID):	**Water (462665-002)**	**Method:**	**SM2540C**	**Prep Method:**	**METHOD**

QC989209 Analyte	Result	Source Sample Result	Units	Qual	RPD	RPD Lim	DF
Total Dissolved Solids	4,100	4050	mg/L		1	5	10

Type:	**Blank**	**Lab ID:**	**QC989407**	**Batch:**	**289392**
Matrix:	**Sea Water**	**Method:**	**SM2540D**	**Prep Method:**	**METHOD**

QC989407 Analyte	Result	Qual	Units	RL	MDL	Prepared	Analyzed
Total Suspended Solids	ND		mg/L	0.5		05/13/22	05/13/22

Type:	**Sample Duplicate**	**Lab ID:**	**QC989408**	**Batch:**	**289392**
Matrix (Source ID):	**Water (462612-001)**	**Method:**	**SM2540D**	**Prep Method:**	**METHOD**

QC989408 Analyte	Result	Source Sample Result	Units	Qual	RPD	RPD Lim	DF
Total Suspended Solids	247.0	243.0	mg/L		2	5	10

Type:	**Blank**	**Lab ID:**	**QC988921**	**Batch:**	**289228**
Matrix:	**Sea Water**	**Method:**	**SM5210B**	**Prep Method:**	**METHOD**

QC988921 Analyte	Result	Qual	Units	RL	MDL	Prepared	Analyzed
Biochemical Oxygen Demand	ND		mg/L	3.0		05/11/22 12:04	05/16/22 09:59

Type:	**Lab Control Sample**	**Lab ID:**	**QC988922**	**Batch:**	**289228**
Matrix:	**Sea Water**	**Method:**	**SM5210B**	**Prep Method:**	**METHOD**

QC988922 Analyte	Result	Spiked	Units	Recovery	Qual	Limits
Biochemical Oxygen Demand	201.0	198.0	mg/L	102%		84.6-115.4

ENTHALPY ANALYTICAL

Batch QC

Type:	**Matrix Spike**	**Lab ID:**	**QC989167**	**Batch:**	**289308**
Matrix (Source ID):	**Water (462626-001)**	**Method:**	**SM5540C**		

QC989167 Analyte	Result	Source Sample Result	Spiked	Units	Recovery	Qual	Limits	DF
Surfactants (MBAS)	0.9570	ND	1.000	mg/L	93%		80-120	1

Type:	**Matrix Spike Duplicate**	**Lab ID:**	**QC989168**	**Batch:**	**289308**
Matrix (Source ID):	**Water (462626-001)**	**Method:**	**SM5540C**		

QC989168 Analyte	Result	Source Sample Result	Spiked	Units	Recovery	Qual	Limits	RPD	RPD Lim	DF
Surfactants (MBAS)	0.9550	ND	1.000	mg/L	93%		80-120	0	20	1

Type:	**Blank**	**Lab ID:**	**QC989169**	**Batch:**	**289308**
Matrix:	**Water**	**Method:**	**SM5540C**		

QC989169 Analyte	Result	Qual	Units	RL	MDL	Prepared	Analyzed
Surfactants (MBAS)	ND		mg/L	0.040	0.027	05/11/22 11:00	05/11/22 19:59

Type:	**Lab Control Sample**	**Lab ID:**	**QC989170**	**Batch:**	**289308**
Matrix:	**Water**	**Method:**	**SM5540C**		

QC989170 Analyte	Result	Spiked	Units	Recovery	Qual	Limits
Surfactants (MBAS)	0.9950	1.000	mg/L	100%		80-120

*	Value is outside QC limits
E	Response exceeds instrument's linear range
J	Estimated value
ND	Not Detected
NM	Not Meaningful

Enthalpy Analytical
931 West Barkley Ave
Orange, CA 92868
(714) 771-6900

enthalpy.com

Lab Job Number: 462688
Report Level: II
Report Date: 05/20/2022

Analytical Report *prepared for:*

Kiernan Brtalik
Rincon Consultants - Ventura
2060 Knoll Drive
Unit B
Ventura, CA 93001

Project: MALIBU - Malibu - Quarterly

Authorized for release by:

Ranjit K Clarke, Client Services Manager
(714) 771-9906
Ranjit.Clarke@enthalpy.com

This data package has been reviewed for technical correctness and completeness. Release of this data has been authorized by the Laboratory Manager or the Manager's designee, as verified by the above signature which applies to this PDF file as well as any associated electronic data deliverable files. The results contained in this report meet all requirements of NELAP and pertain only to those samples which were submitted for analysis. This report may be reproduced only in its entirety.

CA ELAP# 1338, NELAP# 4038, SCAQMD LAP# 18LA0518, LACSD ID# 10105

ENTHALPY ANALYTICAL

Sample Summary

Kiernan Brtalik Rincon Consultants - Ventura 2060 Knoll Drive Unit B Ventura, CA 93001		Lab Job #:	462688
		Project No:	MALIBU
		Location:	Malibu - Quarterly
		Date Received:	05/11/22

Sample ID	Lab ID	Collected	Matrix
MCWP-MW04D	462688-001	05/11/22 10:24	Water
MCWP-MW09	462688-002	05/11/22 12:40	Water
SMBRP-12	462688-003	05/11/22 12:20	Water

ENTHALPY ANALYTICAL

Chain of Custody Record

Lab No: 462688

Page: 1 of 1

Turn Around Time (rush by advanced notice only)

Standard:	X	5 Day:		3 Day:	
2 Day:		1 Day:		Custom TAT:	

Enthalpy Analytical - Orange
931 W. Barkley Avenue, Orange, CA 92868
Phone 714-771-6900

Matrix: A = Air S = Soil/Solid W = Water DW = Drinking Wate SD = Sediment PP = Pure Product SEA = Sea Water SW = Swab T = Tissue WP = Wipe O = Other

Preservatives: 1 = $Na_2S_2O_3$ 2 = HCl 3 = HNO_3 4 = H_2SO_4 5 = NaOH 6 = Other

Sample Receipt Temp: (lab use only)

CUSTOMER INFORMATION		PROJECT INFORMATION	
Company:	RINCON CONSULTANTS	Quote #:	
Report To:	Kiernan Brtalik	Proj. Name:	Malibu – Quarterly
Email:		Proj. #:	
Address:	180 N. Ashwood Ave.	P.O. #:	
	Ventura, CA 93003	Address:	
Phone:		Global ID:	
Fax:		Sampled By:	LANDON LUJAN

Analysis Request

	Sample ID	Sampling Date	Sampling Time	Matrix	Container No. / Size	Pres.	Total/Fecal coliforms - SM 9223	EPA 200.7 B	EPA 300.0: Cl, NO2, NO3, SO4	TKN, NH3, Phosphorus	SM 5310C TOC, BOD, TSS, TDS	pH, Residual Cl, MBAS, Turbidity, color, odor	EPA 1664A Oil & grease	Organic Nitrogen, Total Nitrogen			Test Instructions / Comments
1	MCWP-MW04D	5/11/22	1024	GW	11		X	X	X	X	X	X	X	X			3.4/2.1
2	MCWP-MW09	5/11/22	1240	GW	11		X	X	X	X	X	X	X	X			3.6/2.2
3	SMBRP-12	5/11/22	1220	GW	11		X	X	X	X	X	X	X	X			
4																	
5																	
6																	
7																	
8																	
9																	
10																	

	Signature	Print Name	Company / Title	Date / Time
1 Relinquished By:	[signature]	Landon Lujan	Rincon / Scientist	5/11/22 1305
1 Received By:	[signature]	Nick C	EA	5-11-22 1305
2 Relinquished By:	[signature]	Nick C	EA	5-11-22 1522
2 Received By:	[signature]	Elizabeth Pomin	EA	5-11-22 15:22
3 Relinquished By:				
3 Received By:				

ENTHALPY ANALYTICAL

SAMPLE ACCEPTANCE CHECKLIST

Section 1

Client: Rincon Ventura Project: Malibu

Date Received: 5/11/22 Sampler's Name Present: ☑ Yes ☐ No

Section 2

Sample(s) received in a cooler? ☑ Yes, How many? ~~1~~ 2 5/11/22 ☐ No (skip section 2) Sample Temp (°C) (No Cooler): _____

Sample Temp (°C), One from each cooler: #1: 3.4 #2: 3.6 #3: _____ #4: _____

(Acceptance range is < 6°C but not frozen (for Microbiology samples, acceptance range is < 10°C but not frozen). It is acceptable for samples collected the same day as sample receipt to have a higher temperature as long as there is evidence that cooling has begun.)

Shipping Information: _____

Section 3

Was the cooler packed with: ☑ Ice ☐ Ice Packs ☐ Bubble Wrap ☐ Styrofoam ☐ Paper ☐ None ☐ Other _____

Cooler Temp (°C): #1: 2.1 #2: 2.2 #3: _____ #4: _____

Section 4	YES	NO	N/A
Was a COC received?	✔		
Are sample IDs present?	✔		
Are sampling dates & times present?	✔		
Is a relinquished signature present?	✔		
Are the tests required clearly indicated on the COC?	✔		
Are custody seals present?		✔	
If custody seals are present, were they intact?			✔
Are all samples sealed in plastic bags? (Recommended for Microbiology samples)	✔		
Did all samples arrive intact? If no, indicate in Section 4 below.	✔		
Did all bottle labels agree with COC? (ID, dates and times)	✔		
Were the samples collected in the correct containers for the required tests?	✔		
Are the containers labeled with the correct preservatives?	✔		
Is there headspace in the VOA vials greater than 5-6 mm in diameter?			✔
Was a sufficient amount of sample submitted for the requested tests?	✔		

Section 5 Explanations/Comments

Sampling time for containers from Sample 1 labeled as 10:25

Section 6

For discrepancies, how was the Project Manager notified? ☐ Verbal PM Initials: _____ Date/Time _____

☐ Email (email sent to/on): _____ / _____

Project Manager's response:

Completed By: [signature] Date: 5/11/22

ENTHALPY ANALYTICAL

Analysis Results for 462688

Kiernan Brtalik
Rincon Consultants - Ventura
2060 Knoll Drive
Unit B
Ventura, CA 93001

Lab Job #: 462688
Project No: MALIBU
Location: Malibu - Quarterly
Date Received: 05/11/22

Sample ID: MCWP-MW04D **Lab ID: 462688-001** **Collected: 05/11/22 10:24**
Matrix: Water

462688-001 Analyte	Result	Qual	Units	RL	MDL	DF	Batch	Prepared	Analyzed	Chemist
Method: EPA 1664A Prep Method: METHOD										
Total Oil and Grease	ND		mg/L	5.6	1.6	1.1	289272	05/12/22	05/12/22	ATP
Method: EPA 200.7 Prep Method: EPA 200.7										
Boron	**0.84**		mg/L	0.050	0.0080	1	289269	05/11/22	05/11/22	KLN
Method: EPA 300.0 Prep Method: METHOD										
Chloride	**250**		mg/L	25	13	25	289390	05/12/22 16:00	05/13/22 14:31	RKV
Nitrogen, Nitrite	ND		mg/L	0.10	0.02	1	289251	05/11/22 12:10	05/12/22 07:49	RKV
Nitrogen, Nitrate	**1.5**		mg/L	0.10	0.03	1	289251	05/11/22 12:10	05/12/22 07:49	RKV
Sulfate	**560**		mg/L	25	6.3	25	289390	05/12/22 16:00	05/13/22 14:31	RKV
Method: EPA 351.2 Prep Method: METHOD										
Nitrogen, Total Kjeldahl	ND		mg/L	0.40	0.12	1	289631	05/18/22	05/18/22	ATP
Method: ORGANIC NITROGEN										
Organic Nitrogen as N	ND		mg/L			1	289714	05/19/22	05/19/22	SLL
Method: SM 2150B										
Odor	ND		TON	1.0		1	289291	05/11/22 18:25	05/11/22 18:25	LVL
Method: SM 4500-CL-G										
Chlorine, Total Residual	ND	H	mg/L	0.10	0.026	1	289317	05/12/22 12:02	05/12/22 12:02	WWC
Method: SM 4500-H+ B										
pH	**7.48**	H	SU			1	289409	05/13/22 13:44	05/13/22 13:44	LVL
Temperature	**22.00**	H	deg C	1.00		1	289409	05/13/22 13:44	05/13/22 13:44	LVL
Method: SM 4500-NH3-G										
Ammonia-N	ND		mg/L	0.10	0.045	1	289552	05/17/22	05/17/22	ATP
Method: SM 4500-P-B5-E										
Phosphorus	**0.066**		mg/L	0.020	0.0054	1	289473	05/16/22	05/16/22	ATP

Results for any subcontracted analyses are not included in this section.

ENTHALPY ANALYTICAL

Analysis Results for 462688

462688-001 Analyte	Result	Qual	Units	RL	MDL	DF	Batch	Prepared	Analyzed	Chemist
Method: SM 5310B										
Total Organic Carbon	**2.9**		mg/L	1.0	0.18	1	289270	05/11/22	05/11/22	ATP
Method: SM 9223Bb										
Fecal Coliform	<1.0		MPN/100ml	1.0		1	289255	05/11/22 15:49	05/12/22 10:40	SMT
Coliform, Total	**12**		MPN/100ml	1.0		1	289255	05/11/22 15:49	05/12/22 10:40	SMT
Method: SM2120B										
Color	ND		ColorUnits	5		1	289285	05/11/22 18:25	05/11/22 18:25	LVL
Method: SM2130B										
Turbidity	**0.10**		NTU	0.10	0.02	1	289309	05/12/22 11:19	05/12/22 11:19	LVL
Method: SM2540C Prep Method: METHOD										
Total Dissolved Solids	**1,400**		mg/L	20		2	289323	05/12/22	05/13/22	WWC
Method: SM2540D Prep Method: METHOD										
Total Suspended Solids	**1.6**		mg/L	0.6		1.1	289485	05/13/22	05/13/22	ATP
Method: SM5210B Prep Method: METHOD										
Biochemical Oxygen Demand	ND		mg/L	3.0		1	289268	05/11/22 17:07	05/16/22 10:22	DNA
Method: SM5540C										
Surfactants (MBAS)	ND		mg/L	0.040	0.027	1	289376	05/11/22 16:20	05/11/22 16:20	LVL
Method: TOTAL NITROGEN										
Total Nitrogen	**1.5**		mg/L			1	289713	05/19/22	05/19/22	SLL

Results for any subcontracted analyses are not included in this section.

ENTHALPY ANALYTICAL

Analysis Results for 462688

Sample ID: MCWP-MW09	Lab ID: 462688-002	Collected: 05/11/22 12:40
	Matrix: Water	

462688-002 Analyte	Result	Qual	Units	RL	MDL	DF	Batch	Prepared	Analyzed	Chemist
Method: EPA 1664A Prep Method: METHOD										
Total Oil and Grease	**5.1**	J	mg/L	5.6	1.6	1.1	289272	05/12/22	05/12/22	ATP
Method: EPA 200.7 Prep Method: EPA 200.7										
Boron	**0.85**		mg/L	0.050	0.0080	1	289269	05/11/22	05/11/22	KLN
Method: EPA 300.0 Prep Method: METHOD										
Chloride	**690**		mg/L	25	13	25	289390	05/12/22 16:00	05/13/22 14:48	RKV
Nitrogen, Nitrite	ND		mg/L	0.10	0.02	1	289251	05/11/22 13:00	05/12/22 08:06	RKV
Nitrogen, Nitrate	ND		mg/L	0.10	0.03	1	289251	05/11/22 13:00	05/12/22 08:06	RKV
Sulfate	**650**		mg/L	25	6.3	25	289390	05/12/22 16:00	05/13/22 14:48	RKV
Method: EPA 351.2 Prep Method: METHOD										
Nitrogen, Total Kjeldahl	**2.1**		mg/L	0.40	0.12	1	289631	05/18/22	05/18/22	ATP
Method: ORGANIC NITROGEN										
Organic Nitrogen as N	**0.20**		mg/L			1	289714	05/19/22	05/19/22	SLL
Method: SM 2150B										
Odor	ND		TON	1.0		1	289291	05/11/22 18:25	05/11/22 18:25	LVL
Method: SM 4500-CL-G										
Chlorine, Total Residual	ND	H	mg/L	0.10	0.026	1	289317	05/12/22 12:02	05/12/22 12:02	WWC
Method: SM 4500-H+ B										
pH	**7.64**	H	SU			1	289409	05/13/22 13:44	05/13/22 13:44	LVL
Temperature	**22.90**	H	deg C	1.00		1	289409	05/13/22 13:44	05/13/22 13:44	LVL
Method: SM 4500-NH3-G										
Ammonia-N	**1.9**		mg/L	0.10	0.045	1	289552	05/17/22	05/17/22	ATP
Method: SM 4500-P-B5-E										
Phosphorus	**0.25**		mg/L	0.020	0.0054	1	289473	05/16/22	05/16/22	ATP
Method: SM 5310B										
Total Organic Carbon	**2.7**		mg/L	1.0	0.18	1	289270	05/11/22	05/11/22	ATP
Method: SM 9223Bb										
Fecal Coliform	<1.0		MPN/100ml	1.0		1	289255	05/11/22 15:49	05/12/22 10:40	SMT

Results for any subcontracted analyses are not included in this section.

ENTHALPY ANALYTICAL

Analysis Results for 462688

462688-002 Analyte	Result	Qual	Units	RL	MDL	DF	Batch	Prepared	Analyzed	Chemist
Coliform, Total	<1.0		MPN/100ml	1.0		1	289255	05/11/22 15:49	05/12/22 10:40	SMT
Method: SM2120B										
Color	ND		ColorUnits	5		1	289285	05/11/22 18:25	05/11/22 18:25	LVL
Method: SM2130B										
Turbidity	**1.6**		NTU	0.10	0.02	1	289309	05/12/22 11:19	05/12/22 11:19	LVL
Method: SM2540C Prep Method: METHOD										
Total Dissolved Solids	**2,000**		mg/L	20		2	289323	05/12/22	05/13/22	WWC
Method: SM2540D Prep Method: METHOD										
Total Suspended Solids	**1.8**		mg/L	0.6		1.1	289485	05/13/22	05/13/22	ATP
Method: SM5210B Prep Method: METHOD										
Biochemical Oxygen Demand	ND		mg/L	3.0		1	289268	05/11/22 17:08	05/16/22 10:22	DNA
Method: SM5540C										
Surfactants (MBAS)	ND		mg/L	0.040	0.027	1	289376	05/11/22 16:20	05/11/22 16:20	LVL
Method: TOTAL NITROGEN										
Total Nitrogen	**2.1**		mg/L			1	289713	05/19/22	05/19/22	SLL

Results for any subcontracted analyses are not included in this section.

ENTHALPY ANALYTICAL

Analysis Results for 462688

Sample ID: SMBRP-12	Lab ID: 462688-003	Collected: 05/11/22 12:20
	Matrix: Water	

462688-003 Analyte	Result	Qual	Units	RL	MDL	DF	Batch	Prepared	Analyzed	Chemist
Method: EPA 1664A Prep Method: METHOD										
Total Oil and Grease	ND		mg/L	5.6	1.6	1.1	289272	05/12/22	05/12/22	ATP
Method: EPA 200.7 Prep Method: EPA 200.7										
Boron	**0.98**		mg/L	0.050	0.0080	1	289269	05/11/22	05/11/22	KLN
Method: EPA 300.0 Prep Method: METHOD										
Chloride	**690**		mg/L	25	13	25	289390	05/12/22 16:00	05/13/22 15:05	RKV
Nitrogen, Nitrite	ND		mg/L	0.10	0.02	1	289251	05/11/22 13:00	05/12/22 08:23	RKV
Nitrogen, Nitrate	ND		mg/L	0.10	0.03	1	289251	05/11/22 13:00	05/12/22 08:23	RKV
Sulfate	**620**		mg/L	25	6.3	25	289390	05/12/22 16:00	05/13/22 15:05	RKV
Method: EPA 351.2 Prep Method: METHOD										
Nitrogen, Total Kjeldahl	**5.1**		mg/L	0.40	0.12	1	289631	05/18/22	05/18/22	ATP
Method: ORGANIC NITROGEN										
Organic Nitrogen as N	**5.1**		mg/L			1	289714	05/19/22	05/19/22	SLL
Method: SM 2150B										
Odor	ND		TON	1.0		1	289291	05/11/22 18:25	05/11/22 18:25	LVL
Method: SM 4500-CL-G										
Chlorine, Total Residual	ND	H	mg/L	0.10	0.026	1	289317	05/12/22 12:02	05/12/22 12:02	WWC
Method: SM 4500-H+ B										
pH	**7.37**	H	SU			1	289409	05/13/22 13:44	05/13/22 13:44	LVL
Temperature	**22.80**	H	deg C	1.00		1	289409	05/13/22 13:44	05/13/22 13:44	LVL
Method: SM 4500-NH3-G										
Ammonia-N	**4.6**		mg/L	0.50	0.22	5	289552	05/17/22	05/17/22	ATP
Method: SM 4500-P-B5-E										
Phosphorus	**0.96**		mg/L	0.020	0.0054	1	289473	05/16/22	05/16/22	ATP
Method: SM 5310B										
Total Organic Carbon	**7.8**		mg/L	1.0	0.18	1	289270	05/11/22	05/11/22	ATP
Method: SM 9223Bb										
Fecal Coliform	<1.0		MPN/100ml	1.0		1	289255	05/11/22 15:49	05/12/22 10:40	SMT

Results for any subcontracted analyses are not included in this section.

ENTHALPY ANALYTICAL

Analysis Results for 462688

462688-003 Analyte	Result	Qual	Units	RL	MDL	DF	Batch	Prepared	Analyzed	Chemist
Coliform, Total	**1.0**		MPN/100ml	1.0		1	289255	05/11/22 15:49	05/12/22 10:40	SMT
Method: SM2120B										
Color	ND		ColorUnits	5		1	289285	05/11/22 18:25	05/11/22 18:25	LVL
Method: SM2130B										
Turbidity	**9.4**		NTU	0.10	0.02	1	289309	05/12/22 11:19	05/12/22 11:19	LVL
Method: SM2540C Prep Method: METHOD										
Total Dissolved Solids	**2,500**		mg/L	20		2	289323	05/12/22	05/13/22	WWC
Method: SM2540D Prep Method: METHOD										
Total Suspended Solids	**3.7**		mg/L	0.6		1.1	289485	05/13/22	05/13/22	ATP
Method: SM5210B Prep Method: METHOD										
Biochemical Oxygen Demand	ND		mg/L	3.0		1	289268	05/11/22 17:09	05/16/22 10:22	DNA
Method: SM5540C										
Surfactants (MBAS)	**0.10**		mg/L	0.040	0.027	1	289376	05/11/22 16:20	05/11/22 16:20	LVL
Method: TOTAL NITROGEN										
Total Nitrogen	**0.50**		mg/L			1	289713	05/19/22	05/19/22	SLL

< Value is less than indicated concentration
H Holding time was exceeded
J Estimated value
ND Not Detected

Results for any subcontracted analyses are not included in this section.

ENTHALPY ANALYTICAL

Batch QC

Type:	**Blank**	**Lab ID:**	**QC989036**	**Batch:**	**289272**
Matrix:	**Sea Water**	**Method:**	**EPA 1664A**	**Prep Method:**	**METHOD**

QC989036 Analyte	Result	Qual	Units	RL	MDL	Prepared	Analyzed
Total Oil and Grease	ND		mg/L	5.0	1.4	05/12/22	05/12/22

Type:	**Lab Control Sample**	**Lab ID:**	**QC989037**	**Batch:**	**289272**
Matrix:	**Sea Water**	**Method:**	**EPA 1664A**	**Prep Method:**	**METHOD**

QC989037 Analyte	Result	Spiked	Units	Recovery	Qual	Limits
Total Oil and Grease	36.50	40.00	mg/L	91%		78-114

Type:	**Lab Control Sample Duplicate**	**Lab ID:**	**QC989038**	**Batch:**	**289272**
Matrix:	**Sea Water**	**Method:**	**EPA 1664A**	**Prep Method:**	**METHOD**

QC989038 Analyte	Result	Spiked	Units	Recovery	Qual	Limits	RPD	RPD Lim
Total Oil and Grease	37.50	40.00	mg/L	94%		78-114	3	18

Type:	**Blank**	**Lab ID:**	**QC989024**	**Batch:**	**289269**
Matrix:	**Water**	**Method:**	**EPA 200.7**	**Prep Method:**	**EPA 200.7**

QC989024 Analyte	Result	Qual	Units	RL	MDL	Prepared	Analyzed
Boron	0.014	J	mg/L	0.050	0.0080	05/11/22	05/11/22

Type:	**Lab Control Sample**	**Lab ID:**	**QC989025**	**Batch:**	**289269**
Matrix:	**Water**	**Method:**	**EPA 200.7**	**Prep Method:**	**EPA 200.7**

QC989025 Analyte	Result	Spiked	Units	Recovery	Qual	Limits
Boron	0.4139	0.4000	mg/L	103%		85-115

Type:	**Matrix Spike**	**Lab ID:**	**QC989026**	**Batch:**	**289269**
Matrix (Source ID):	**Water (462688-001)**	**Method:**	**EPA 200.7**	**Prep Method:**	**EPA 200.7**

QC989026 Analyte	Result	Source Sample Result	Spiked	Units	Recovery	Qual	Limits	DF
Boron	1.298	0.8418	0.4000	mg/L	114%		75-125	1

ENTHALPY ANALYTICAL

Batch QC

Type:	Matrix Spike Duplicate	Lab ID:	QC989027	Batch:	289269
Matrix (Source ID):	Water (462688-001)	Method:	EPA 200.7	Prep Method:	EPA 200.7

QC989027 Analyte	Result	Source Sample Result	Spiked	Units	Recovery	Qual	Limits	RPD	RPD Lim	DF
Boron	1.262	0.8418	0.4000	mg/L	105%		75-125	3	20	1

Type:	Blank	Lab ID:	QC988987	Batch:	289251
Matrix:	Drinking Water	Method:	EPA 300.0	Prep Method:	METHOD

QC988987 Analyte	Result	Qual	Units	RL	MDL	Prepared	Analyzed
Nitrogen, Nitrite	ND		mg/L	0.10	0.02	05/11/22 12:10	05/11/22 21:08
Nitrogen, Nitrate	ND		mg/L	0.10	0.03	05/11/22 12:10	05/11/22 21:08

Type:	Lab Control Sample	Lab ID:	QC988988	Batch:	289251
Matrix:	Drinking Water	Method:	EPA 300.0	Prep Method:	METHOD

QC988988 Analyte	Result	Spiked	Units	Recovery	Qual	Limits
Nitrogen, Nitrite	2.468	2.283	mg/L	108%		90-110
Nitrogen, Nitrate	2.362	2.259	mg/L	105%		90-110

Type:	Matrix Spike	Lab ID:	QC988989	Batch:	289251
Matrix (Source ID):	Drinking Water (462681-001)	Method:	EPA 300.0	Prep Method:	METHOD

QC988989 Analyte	Result	Source Sample Result	Spiked	Units	Recovery	Qual	Limits	DF
Nitrogen, Nitrite	1.661	0.02576	1.827	mg/L	90%		80-120	1
Nitrogen, Nitrate	2.101	ND	1.807	mg/L	116%		80-120	1

Type:	Matrix Spike Duplicate	Lab ID:	QC988990	Batch:	289251
Matrix (Source ID):	Drinking Water (462681-001)	Method:	EPA 300.0	Prep Method:	METHOD

QC988990 Analyte	Result	Source Sample Result	Spiked	Units	Recovery	Qual	Limits	RPD	RPD Lim	DF
Nitrogen, Nitrite	1.665	0.02576	1.827	mg/L	90%		80-120	0	20	1
Nitrogen, Nitrate	2.089	ND	1.807	mg/L	116%		80-120	1	20	1

ENTHALPY ANALYTICAL

Batch QC

Type:	Matrix Spike	Lab ID:	QC988991	Batch:	289251
Matrix (Source ID):	Drinking Water (462692-001)	Method:	EPA 300.0	Prep Method:	METHOD

QC988991 Analyte	Result	Source Sample Result	Spiked	Units	Recovery	Qual	Limits	DF
Nitrogen, Nitrite	1.705	0.02408	1.827	mg/L	92%		80-120	1
Nitrogen, Nitrate	2.056	ND	1.807	mg/L	114%		80-120	1

Type:	Matrix Spike Duplicate	Lab ID:	QC988992	Batch:	289251
Matrix (Source ID):	Drinking Water (462692-001)	Method:	EPA 300.0	Prep Method:	METHOD

QC988992 Analyte	Result	Source Sample Result	Spiked	Units	Recovery	Qual	Limits	RPD	RPD Lim	DF
Nitrogen, Nitrite	1.708	0.02408	1.827	mg/L	92%		80-120	0	20	1
Nitrogen, Nitrate	2.072	ND	1.807	mg/L	115%		80-120	1	20	1

Type:	Blank	Lab ID:	QC989395	Batch:	289390
Matrix:	Drinking Water	Method:	EPA 300.0	Prep Method:	METHOD

QC989395 Analyte	Result	Qual	Units	RL	MDL	Prepared	Analyzed
Chloride	0.64	J	mg/L	1.0	0.50	05/12/22 16:00	05/13/22 00:50
Sulfate	ND		mg/L	1.0	0.25	05/12/22 16:00	05/13/22 00:50

Type:	Lab Control Sample	Lab ID:	QC989396	Batch:	289390
Matrix:	Drinking Water	Method:	EPA 300.0	Prep Method:	METHOD

QC989396 Analyte	Result	Spiked	Units	Recovery	Qual	Limits
Chloride	25.93	25.00	mg/L	104%		90-110
Sulfate	13.25	12.50	mg/L	106%		90-110

Type:	Matrix Spike	Lab ID:	QC989400	Batch:	289390
Matrix (Source ID):	Drinking Water (462780-001)	Method:	EPA 300.0	Prep Method:	METHOD

QC989400 Analyte	Result	Source Sample Result	Spiked	Units	Recovery	Qual	Limits	DF
Chloride	56.77	27.21	30.00	mg/L	99%		80-120	1
Sulfate	22.41	4.167	15.00	mg/L	122%	*	80-120	1

ENTHALPY ANALYTICAL

Batch QC

Type:	Matrix Spike Duplicate	Lab ID:	QC989401	Batch:	289390
Matrix (Source ID):	Drinking Water (462780-001)	Method:	EPA 300.0	Prep Method:	METHOD

QC989401 Analyte	Result	Source Sample Result	Spiked	Units	Recovery	Qual	Limits	RPD	RPD Lim	DF
Chloride	62.40	27.21	30.00	mg/L	117%		80-120	9	20	1
Sulfate	27.71	4.167	15.00	mg/L	157%	*	80-120	21*	20	1

Type:	Matrix Spike	Lab ID:	QC989402	Batch:	289390
Matrix (Source ID):	Drinking Water (462692-001)	Method:	EPA 300.0	Prep Method:	METHOD

QC989402 Analyte	Result	Source Sample Result	Spiked	Units	Recovery	Qual	Limits	DF
Chloride	115.9	91.22	20.00	mg/L	123%	NM	80-120	5
Sulfate	26.45	15.33	10.00	mg/L	111%		80-120	5

Type:	Matrix Spike Duplicate	Lab ID:	QC989403	Batch:	289390
Matrix (Source ID):	Drinking Water (462692-001)	Method:	EPA 300.0	Prep Method:	METHOD

QC989403 Analyte	Result	Source Sample Result	Spiked	Units	Recovery	Qual	Limits	RPD	RPD Lim	DF
Chloride	120.4	91.22	20.00	mg/L	146%	NM	80-120	4	20	5
Sulfate	27.47	15.33	10.00	mg/L	121%	*	80-120	4	20	5

Type:	Blank	Lab ID:	QC990077	Batch:	289631
Matrix:	Water	Method:	EPA 351.2	Prep Method:	METHOD

QC990077 Analyte	Result	Qual	Units	RL	MDL	Prepared	Analyzed
Nitrogen, Total Kjeldahl	ND		mg/L	0.20	0.062	05/18/22	05/18/22

Type:	Lab Control Sample	Lab ID:	QC990078	Batch:	289631
Matrix:	Water	Method:	EPA 351.2	Prep Method:	METHOD

QC990078 Analyte	Result	Spiked	Units	Recovery	Qual	Limits
Nitrogen, Total Kjeldahl	2.614	2.500	mg/L	105%		90-110

Type:	Blank	Lab ID:	QC990079	Batch:	289631
Matrix:	Water	Method:	EPA 351.2	Prep Method:	METHOD

QC990079 Analyte	Result	Qual	Units	RL	MDL	Prepared	Analyzed
Nitrogen, Total Kjeldahl	ND		mg/L	0.20	0.062	05/18/22	05/18/22

ENTHALPY ANALYTICAL

Batch QC

Type:	Lab Control Sample	Lab ID:	QC990080	Batch:	289631
Matrix:	Water	Method:	EPA 351.2	Prep Method:	METHOD

QC990080 Analyte	Result	Spiked	Units	Recovery	Qual	Limits
Nitrogen, Total Kjeldahl	2.670	2.500	mg/L	107%		90-110

Type:	Matrix Spike	Lab ID:	QC990081	Batch:	289631
Matrix (Source ID):	Water (462688-002)	Method:	EPA 351.2	Prep Method:	METHOD

QC990081 Analyte	Result	Source Sample Result	Spiked	Units	Recovery	Qual	Limits	DF
Nitrogen, Total Kjeldahl	15.28	2.063	12.50	mg/L	106%		90-110	2.5

Type:	Matrix Spike Duplicate	Lab ID:	QC990082	Batch:	289631
Matrix (Source ID):	Water (462688-002)	Method:	EPA 351.2	Prep Method:	METHOD

QC990082 Analyte	Result	Source Sample Result	Spiked	Units	Recovery	Qual	Limits	RPD	RPD Lim	DF
Nitrogen, Total Kjeldahl	15.47	2.063	12.50	mg/L	107%		90-110	1	20	2.5

Type:	Matrix Spike	Lab ID:	QC990083	Batch:	289631
Matrix (Source ID):	Water (462841-002)	Method:	EPA 351.2	Prep Method:	METHOD

QC990083 Analyte	Result	Source Sample Result	Spiked	Units	Recovery	Qual	Limits	DF
Nitrogen, Total Kjeldahl	14.02	1.185	12.50	mg/L	103%		90-110	2.5

Type:	Matrix Spike Duplicate	Lab ID:	QC990084	Batch:	289631
Matrix (Source ID):	Water (462841-002)	Method:	EPA 351.2	Prep Method:	METHOD

QC990084 Analyte	Result	Source Sample Result	Spiked	Units	Recovery	Qual	Limits	RPD	RPD Lim	DF
Nitrogen, Total Kjeldahl	14.81	1.185	12.50	mg/L	109%		90-110	5	20	2.5

Type:	Sample Duplicate	Lab ID:	QC989097	Batch:	289291
Matrix (Source ID):	Water (462688-003)	Method:	SM 2150B		

QC989097 Analyte	Result	Source Sample Result	Units	Qual	RPD	RPD Lim	DF
Odor	ND	ND	TON			20	1

ENTHALPY ANALYTICAL

Batch QC

Type:	Blank	Lab ID:	QC989195	Batch:	289317
Matrix:	Water	Method:	SM 4500-CL-G		

QC989195 Analyte	Result	Qual	Units	RL	MDL	Prepared	Analyzed
Chlorine, Total Residual	ND		mg/L	0.10	0.026	05/12/22 12:02	05/12/22 12:02

Type:	Lab Control Sample	Lab ID:	QC989196	Batch:	289317
Matrix:	Water	Method:	SM 4500-CL-G		

QC989196 Analyte	Result	Spiked	Units	Recovery	Qual	Limits
Chlorine, Total Residual	1.019	1.000	mg/L	102%		80-120

Type:	Sample Duplicate	Lab ID:	QC989197	Batch:	289317
Matrix (Source ID):	Water (462687-001)	Method:	SM 4500-CL-G		

QC989197 Analyte	Result	Source Sample Result	Units	Qual	RPD	RPD Lim	DF
Chlorine, Total Residual	ND	ND	mg/L			20	1

Type:	Sample Duplicate	Lab ID:	QC989449	Batch:	289409
Matrix (Source ID):	Water (462632-001)	Method:	SM 4500-H+ B		

QC989449 Analyte	Result	Source Sample Result	Units	Qual	RPD	RPD Lim	DF
pH	7.040	7.010	SU		0	20	1
Temperature	23.50	23.40	deg C		0	20	1

Type:	Blank	Lab ID:	QC989875	Batch:	289552
Matrix:	Water	Method:	SM 4500-NH3-G		

QC989875 Analyte	Result	Qual	Units	RL	MDL	Prepared	Analyzed
Ammonia-N	ND		mg/L	0.10	0.045	05/17/22	05/17/22

Type:	Lab Control Sample	Lab ID:	QC989876	Batch:	289552
Matrix:	Water	Method:	SM 4500-NH3-G		

QC989876 Analyte	Result	Spiked	Units	Recovery	Qual	Limits
Ammonia-N	2.433	2.500	mg/L	97%		80-120

ENTHALPY ANALYTICAL

Batch QC

Type:	Matrix Spike	Lab ID:	QC989877	Batch:	289552
Matrix (Source ID):	Water (462789-001)	Method:	SM 4500-NH3-G		

QC989877 Analyte	Result	Source Sample Result	Spiked	Units	Recovery	Qual	Limits	DF
Ammonia-N	2.640	ND	2.500	mg/L	106%		80-120	1

Type:	Matrix Spike Duplicate	Lab ID:	QC989878	Batch:	289552
Matrix (Source ID):	Water (462789-001)	Method:	SM 4500-NH3-G		

QC989878 Analyte	Result	Source Sample Result	Spiked	Units	Recovery	Qual	Limits	RPD	RPD Lim	DF
Ammonia-N	2.626	ND	2.500	mg/L	105%		80-120	1	20	1

Type:	Blank	Lab ID:	QC989656	Batch:	289473
Matrix:	Water	Method:	SM 4500-P-B5-E		

QC989656 Analyte	Result	Qual	Units	RL	MDL	Prepared	Analyzed
Phosphorus	ND		mg/L	0.020	0.0054	05/16/22	05/16/22

Type:	Lab Control Sample	Lab ID:	QC989657	Batch:	289473
Matrix:	Water	Method:	SM 4500-P-B5-E		

QC989657 Analyte	Result	Spiked	Units	Recovery	Qual	Limits
Phosphorus	0.3890	0.4000	mg/L	97%		80-120

Type:	Matrix Spike	Lab ID:	QC989658	Batch:	289473
Matrix (Source ID):	Water (462570-001)	Method:	SM 4500-P-B5-E		

QC989658 Analyte	Result	Source Sample Result	Spiked	Units	Recovery	Qual	Limits	DF
Phosphorus	1.065	0.06000	1.000	mg/L	101%		75-125	2.5

Type:	Matrix Spike Duplicate	Lab ID:	QC989659	Batch:	289473
Matrix (Source ID):	Water (462570-001)	Method:	SM 4500-P-B5-E		

QC989659 Analyte	Result	Source Sample Result	Spiked	Units	Recovery	Qual	Limits	RPD	RPD Lim	DF
Phosphorus	1.070	0.06000	1.000	mg/L	101%		75-125	0	20	2.5

ENTHALPY ANALYTICAL

Batch QC

Type:	Blank	Lab ID:	QC989029	Batch:	289270
Matrix:	Sea Water	Method:	SM 5310B		

QC989029 Analyte	Result	Qual	Units	RL	MDL	Prepared	Analyzed
Total Organic Carbon	ND		mg/L	0.30	0.18	05/11/22	05/11/22

Type:	Lab Control Sample	Lab ID:	QC989030	Batch:	289270
Matrix:	Sea Water	Method:	SM 5310B		

QC989030 Analyte	Result	Spiked	Units	Recovery	Qual	Limits
Total Organic Carbon	9.954	10.00	mg/L	100%		80-120

Type:	Matrix Spike	Lab ID:	QC989031	Batch:	289270
Matrix (Source ID):	Water (462644-002)	Method:	SM 5310B		

QC989031 Analyte	Result	Source Sample Result	Spiked	Units	Recovery	Qual	Limits	DF
Total Organic Carbon	45.18	4.592	40.00	mg/L	101%		80-120	4

Type:	Matrix Spike Duplicate	Lab ID:	QC989032	Batch:	289270
Matrix (Source ID):	Water (462644-002)	Method:	SM 5310B		

QC989032 Analyte	Result	Source Sample Result	Spiked	Units	Recovery	Qual	Limits	RPD	RPD Lim	DF
Total Organic Carbon	44.10	4.592	40.00	mg/L	99%		80-120	2	20	4

Type:	Sample Duplicate	Lab ID:	QC989092	Batch:	289285
Matrix (Source ID):	Drinking Water (462682-001)	Method:	SM2120B		

QC989092 Analyte	Result	Source Sample Result	Units	Qual	RPD	RPD Lim	DF
Color	ND	ND	ColorUnits			20	1

Type:	Sample Duplicate	Lab ID:	QC989171	Batch:	289309
Matrix (Source ID):	Drinking Water (462682-001)	Method:	SM2130B		

QC989171 Analyte	Result	Source Sample Result	Units	Qual	RPD	RPD Lim	DF
Turbidity	ND	ND	NTU		10	20	1

ENTHALPY ANALYTICAL

Batch QC

Type:	Blank	Lab ID:	QC989213	Batch:	289323
Matrix:	Water	Method:	SM2540C	Prep Method:	METHOD

QC989213 Analyte	Result	Qual	Units	RL	MDL	Prepared	Analyzed
Total Dissolved Solids	ND		mg/L	10		05/12/22	05/13/22

Type:	Lab Control Sample	Lab ID:	QC989214	Batch:	289323
Matrix:	Water	Method:	SM2540C	Prep Method:	METHOD

QC989214 Analyte	Result	Spiked	Units	Recovery	Qual	Limits
Total Dissolved Solids	360.0	342.0	mg/L	105%		90-110

Type:	Sample Duplicate	Lab ID:	QC989215	Batch:	289323
Matrix (Source ID):	Water (462688-001)	Method:	SM2540C	Prep Method:	METHOD

QC989215 Analyte	Result	Source Sample Result	Units	Qual	RPD	RPD Lim	DF
Total Dissolved Solids	1,444	1436	mg/L		1	5	2

Type:	Blank	Lab ID:	QC989682	Batch:	289485
Matrix:	Water	Method:	SM2540D	Prep Method:	METHOD

QC989682 Analyte	Result	Qual	Units	RL	MDL	Prepared	Analyzed
Total Suspended Solids	ND		mg/L	0.5		05/13/22	05/13/22

Type:	Sample Duplicate	Lab ID:	QC989683	Batch:	289485
Matrix (Source ID):	Water (462666-001)	Method:	SM2540D	Prep Method:	METHOD

QC989683 Analyte	Result	Source Sample Result	Units	Qual	RPD	RPD Lim	DF
Total Suspended Solids	296.0	298.0	mg/L		1	5	20

Type:	Blank	Lab ID:	QC989022	Batch:	289268
Matrix:	Sea Water	Method:	SM5210B	Prep Method:	METHOD

QC989022 Analyte	Result	Qual	Units	RL	MDL	Prepared	Analyzed
Biochemical Oxygen Demand	ND		mg/L	3.0		05/11/22 10:22	05/16/22 10:22

ENTHALPY ANALYTICAL

Batch QC

Type:	Lab Control Sample	Lab ID:	QC989023	Batch:	289268
Matrix:	Sea Water	Method:	SM5210B	Prep Method:	METHOD

QC989023 Analyte	Result	Spiked	Units	Recovery	Qual	Limits
Biochemical Oxygen Demand	205.0	198.0	mg/L	104%		84.6-115.4

Type:	Matrix Spike	Lab ID:	QC989365	Batch:	289376
Matrix (Source ID):	Water (462688-001)	Method:	SM5540C		

QC989365 Analyte	Result	Source Sample Result	Spiked	Units	Recovery	Qual	Limits	DF
Surfactants (MBAS)	0.8080	ND	1.000	mg/L	79%	*	80-120	1

Type:	Matrix Spike Duplicate	Lab ID:	QC989366	Batch:	289376
Matrix (Source ID):	Water (462688-001)	Method:	SM5540C		

QC989366 Analyte	Result	Source Sample Result	Spiked	Units	Recovery	Qual	Limits	RPD	RPD Lim	DF
Surfactants (MBAS)	0.8070	ND	1.000	mg/L	79%	*	80-120	0	20	1

Type:	Lab Control Sample	Lab ID:	QC989367	Batch:	289376
Matrix:	Drinking Water	Method:	SM5540C		

QC989367 Analyte	Result	Spiked	Units	Recovery	Qual	Limits
Surfactants (MBAS)	0.9100	1.000	mg/L	91%		80-120

Type:	Blank	Lab ID:	QC989368	Batch:	289376
Matrix:	Drinking Water	Method:	SM5540C		

QC989368 Analyte	Result	Qual	Units	RL	MDL	Prepared	Analyzed
Surfactants (MBAS)	ND		mg/L	0.040	0.027	05/11/22 16:20	05/11/22 16:20

* Value is outside QC limits
J Estimated value
ND Not Detected
NM Not Meaningful

CALIFORNIA STATE

ENVIRONMENTAL LABORATORY ACCREDITATION PROGRAM

CERTIFICATE OF ENVIRONMENTAL LABORATORY ACCREDITATION

Is hereby granted to

Ceres Analytical Laboratory, Inc.

4919 Windplay Drive, Suite 1

El Dorado Hills, CA 95762

Scope of the certificate is limited to the
"Fields of Accreditation"
which accompany this Certificate.

Continued accredited status depends on compliance with applicable laws and regulations, proficiency testing studies, and payment of applicable fees.

This Certificate is granted in accordance with provisions of
Section 100825, et seq. of the Health and Safety Code.

Certificate No.: **3046**

Effective Date: **5/1/2021**

Expiration Date: **4/30/2023**

Sacramento, California
subject to forfeiture or revocation

Christine Sotelo, Program Manager
Environmental Laboratory Accreditation Program

CALIFORNIA STATE

ENVIRONMENTAL LABORATORY ACCREDITATION PROGRAM

CERTIFICATE OF ENVIRONMENTAL LABORATORY ACCREDITATION

Is hereby granted to

Pat-Chem Laboratories

1824 First Street

San Fernando, CA 91340

Scope of the certificate is limited to the
"Fields of Accreditation"
which accompany this Certificate.

Continued accredited status depends on compliance with applicable laws and regulations, proficiency testing studies, and payment of applicable fees.

This Certificate is granted in accordance with provisions of
Section 100825, et seq. of the Health and Safety Code.

Certificate No.: **1531**

Effective Date: **6/1/2021**

Expiration Date: **5/31/2023**

Sacramento, California
subject to forfeiture or revocation

Christine Sotelo, Program Manager
Environmental Laboratory Accreditation Program

CALIFORNIA STATE

ENVIRONMENTAL LABORATORY ACCREDITATION PROGRAM

CERTIFICATE OF ENVIRONMENTAL LABORATORY ACCREDITATION

Is hereby granted to

Eurofins Calscience, LLC

7440 Lincoln Way

Garden Grove, CA 92841-1427

Scope of the certificate is limited to the
"Fields of Accreditation"
which accompany this Certificate.

Continued accredited status depends on compliance with applicable laws and regulations, proficiency testing studies, and payment of applicable fees.

This Certificate is granted in accordance with provisions of
Section 100825, et seq. of the Health and Safety Code.

Certificate No.: **2944**

Effective Date: **10/1/2020**

Expiration Date: **9/30/2022**

Sacramento, California
subject to forfeiture or revocation

Christine Sotelo, Chief
Environmental Laboratory Accreditation Program

CALIFORNIA STATE

ENVIRONMENTAL LABORATORY ACCREDITATION PROGRAM

CERTIFICATE OF ENVIRONMENTAL LABORATORY ACCREDITATION

Is hereby granted to

Fruit Growers Laboratory, Inc.

Santa Paula

853 Corporation Street

Santa Paula, CA 93060

Scope of the certificate is limited to the
"Fields of Accreditation"
which accompany this Certificate.

Continued accredited status depends on compliance with applicable laws and regulations, proficiency testing studies, and payment of applicable fees.

This Certificate is granted in accordance with provisions of
Section 100825, et seq. of the Health and Safety Code.

Certificate No.: **1573**

Effective Date: **8/1/2021**

Expiration Date: **7/31/2023**

Sacramento, California
subject to forfeiture or revocation

Christine Sotelo, Chief
Environmental Laboratory Accreditation Program

CALIFORNIA
Water Boards
STATE WATER RESOURCES CONTROL BOARD
REGIONAL WATER QUALITY CONTROL BOARDS

CALIFORNIA STATE

ENVIRONMENTAL LABORATORY ACCREDITATION PROGRAM

CERTIFICATE OF ENVIRONMENTAL LABORATORY ACCREDITATION

Is hereby granted to

LA Testing

Huntington Beach, CA

5431 Industrial Drive

Huntington Beach, CA 92649 USA

Scope of the certificate is limited to the
"Fields of Accreditation"
which accompany this Certificate.

Continued accredited status depends on compliance with applicable laws and regulations, proficiency testing studies, and payment of applicable fees.

This Certificate is granted in accordance with provisions of
Section 100825, et seq. of the Health and Safety Code.

Certificate No.: **1406**

Effective Date: **2/1/2022**

Expiration Date: **1/31/2024**

Sacramento, California
subject to forfeiture or revocation

Christine Sotelo, Chief
Environmental Laboratory Accreditation Program

CALIFORNIA STATE

ENVIRONMENTAL LABORATORY ACCREDITATION PROGRAM

CERTIFICATE OF ENVIRONMENTAL LABORATORY ACCREDITATION

Is hereby granted to

Weck Laboratories, Inc.

14859 East Clark Avenue

City of Industry, CA 91745

Scope of the certificate is limited to the
"Fields of Accreditation"
which accompany this Certificate.

Continued accredited status depends on compliance with applicable laws and regulations, proficiency testing studies, and payment of applicable fees.

This Certificate is granted in accordance with provisions of
Section 100825, et seq. of the Health and Safety Code.

Certificate No.: **1132**

Effective Date: **4/1/2022**

Expiration Date: **3/31/2024**

Sacramento, California
subject to forfeiture or revocation

Christine Sotelo, Program Manager
Environmental Laboratory Accreditation Program